



STETSON
BASKETBALL
2023-24

Stetson Quick Facts

Stetson University:
Founded 1883 in Central Florida



• Everyone loves Stetson Hats these days, including celebrities like Beyoncé and Ryan Gosling. But Stetson University has always loved the Hat, ever since the 1880s when John B. Stetson became its benefactor.

• The university traces its beginning to 1883 with the opening of DeLand Academy, which later was named DeLand University, after the town's namesake.

• John B. Stetson, creator of the cowboy hat, above, left, built a large winter estate in DeLand a few years later. He soon began donating money to the school for an academic building, residence halls and other needs. In 1889, while he was serving on the Board of Trustees, the university changed its name to John B. Stetson University in his honor.

• Today, Stetson has about 2,500 undergraduates and 400 graduate students on the DeLand campus, located outside Orlando and close to Daytona Beach. Another 1,000 attend Stetson College of Law in Gulfport near St. Petersburg on Florida's west coast.

• Stetson offers a relationship-rich learning experience where expert faculty work closely with students in more than 100 areas of academic study. Outside the classroom, students are encouraged to study abroad, find internships and engage in the many campus activities, such as clubs, Greek Life and intramural sports. They also can root for the Hatters in 18 Division I sports.



Stetson's DeLand campus was named one of "The Most Beautiful College Campuses in the South" by Southern Living magazine, which called it "a sight to behold." The historic campus features red brick buildings, live oak trees draped with Spanish moss, palm trees and glistening fountains.

• Building on a long tradition of academic excellence, Stetson has set a strategic goal to elevate the university to national recognition, taking it from "Florida Gem to National Treasure."

• The student body is diverse, and students come from around the United States and 56 countries. Stetson's commitment to inclusive excellence has earned national recognition, such as the 2023 Higher Education Excellence in Diversity (HEED) Award.

• Stetson awarded more than \$85 million in grants and scholarships to students during the 2023-2024 academic year. Stetson is the most generous private regional university in the U.S. for financial aid.



• One of the biggest cheerleaders for the Men's Basketball Team is President Chris Roellke, above, left. Roellke energized the celebration after the Hatters won the ASUN Championship, center, and electrified the crowd at a February game when he swished a shot from half-court during halftime. Roellke, played guard/forward at Wesleyan University and has served as a game announcer during Stetson games.

• Stetson consistently receives national recognition and accolades for its academic programs. Stetson Law is ranked No. 1 in the nation for Trial Advocacy and No. 3 for Legal Writing by U.S. News & World Report. U.S. News also ranks Stetson among the Top 5 for Best Regional Universities (South). Princeton Review has named Stetson one of the best colleges in America and one of the Top 50 Game Design programs.



• Many star athletes have played for the Hatters, including MLB pitchers Jacob deGrom, far left; Logan Gilbert, second from left; and recently retired Corey Kluber, far right. LA Chargers tight end Donald Parham Jr. was a football star, above. Notable alumni include Ted Cassidy, who starred as Lurch in the 1960s TV series, The Addams Family; Glen Hauenstein, President of Delta Air Lines; and many politicians, including Congress members and Florida governors.

• Stetson Beach Volleyball has won the ASUN Champions in 2014, 2015, 2017, 2018, 2019, 2022, 2023. The team has also appeared in the AVCA Sand National Championships in 2014, 2015 and the NCAA Beach National Championships in 2016, 2019, 2022, 2023.

• Stetson Women's Basketball has won the ASUN Championship in 2005, 2011, and 2013 appearing in the NCAA Tournament all three times.

Jalen Blackmon:

About Stetson University, he says: "My favorite part of being a student at Stetson is how small the classes are and how close everybody is. You're able to get one-on-one time with teachers, and classmates are very helpful."

Stephan Swenson:

About Stetson University, he says: "The best thing I really love about being a student at Stetson is just kind of hanging around campus. I think the campus is one of the most beautiful things about Stetson — just how green it is, how clean it is, how peaceful, and obviously the weather just helps so much."





STETSON

BASKETBALL

Norbert Savard

Assistant Director of Athletic Communications
Edmunds Center, 143 E Pennsylvania Ave, DeLand, FL 32720
Phone: (386) 822-8131
Nsavard@stetson.edu | www.GoHatters.com

ATLANTIC SUN CHAMPIONS

NCAA EAST REGION

NO. 16 SEED

OVERALL: 22-12 | ASUN: 11-5
HOME: 14-2 | AWAY: 6-10 | NEUTRAL: 2-0

NOVEMBER

Mon. 6	TRINITY BAPTIST	W, 109-54
Sat. 11	at UNLV	L, 51-77
Mon. 13	at #6 Houston	L, 48-79
Mon. 20	vs. Milwaukee @	W, 85-67
Tue. 21	vs. Central Michigan @	W, 71-61
Sun. 26	at UCF	W, 85-82
Wed. 29	COASTAL GEORGIA	W, 94-49

DECEMBER

Sun. 3	at Chicago State	L, 54-77
Tue. 5	at Charlotte	L, 62-85
Sun. 10	JOHNSON U-FL	W, 123-43
Sat. 17	at Nebraska at Omaha	L, 80-88
Tue. 19	at FIU	W, 80-68
Fri. 22	at Cincinnati	L, 75-83
Fri. 29	CHARLOTTE	W, 79-75

JANUARY

Thur. 4	NORTH FLORIDA*	W, 75-74
Sat. 6	JACKSONVILLE*	W, 71-55
Wed. 10	at Kennesaw State*	L, 70-88
Fri. 12	at Queens*	W, 84-66
Mon. 15	CHICAGO STATE	L, 70-77
Sat. 20	at FGCU*	L, 56-80
Thur. 25	AUSTIN PEAY*	W, 83-82
Sat. 27	LIPSCOMB*	W, 80-59

FEBRUARY

Thur. 1	at North Alabama*	L, 72-79
Sat. 3	at Central Arkansas* (OT)	W, 73-62
Wed. 7	at Bellarmine*	W, 84-77
Sat. 10	EASTERN KENTUCKY*	W, 87-79
Sat. 17	FLORIDA GULF COAST*	W, 61-60
Thur. 22	QUEENS*	L, 75-83
Sat. 24	KENNESAW STATE*	W, 84-72
Wed. 28	at Jacksonville*	W, 86-73

MARCH

Fri. 1	at North Florida*	L, 59-78
Tue. 5	QUEENS^	W, 83-71
Thur. 7	JACKSONVILLE^	W, 88-87
Sun. 10	AUSTIN PEAY^	W, 94-91
Fri. 22	vs. Connecticut%	2:45 PM

@ Sunshine Slam, Daytona Beach, Fla.

* ASUN Conference Game

^ ASUN Championship, DeLand, Fla.

% NCAA Championship First Round, Brooklyn, NY

Home games in BOLD CAPS played at Edmunds Center



STETSON (22-12, ASUN 11-5)
HATTERS

AT A GLANCE

Opening Tip.....	2:45 PM
Location.....	Brooklyn, NY.
Venue.....	Barclays Center
Capacity.....	17,732
Live Video.....	CBS
All-Time Series.....	0-0
Active Streak.....	N/A
Last Meeting.....	N/A
First Meeting.....	N/A



UConn (31-3, Big East 18-2)
HUSKIES

PROJECTED STETSON STARTERS

0

Alec Oglesby
Sr. • 6-5 • G
Gainesville, Fla.



PTS	REB	AST	MIN
10.9	4.5	42	33.9

- Career high 22 points against FIU
- Grabbed a season high 8 rebounds against UNLV, Milwaukee, and FIU
- Went 6-9 from beyond the arc against FIU
- 8th all time in 3pt Field goal pct. in program history
- 10th for most 3pt field goal attempts in a season in program history

5

Jalen Blackmon
Jr. • 6-3 • G
Marion, Ind.



PTS	REB	AST	MIN
21.5	2.7	62	34.7

- ASUN Championship Most Valuable Player
- Scored career high 43 points against Austin Peay in ASUN Championship Game
- 43 points was most in ASUN Championship Game History
- ASUN Player of the Week 12/27 and 3/4
- Hit 1000 career point milestone against North Alabama on 2/1
- 1st Team All-ASUN for the second straight year
- Needs 12 points to break the program season scoring record

21

Aubin Gateretse
Jr. • 6-11 • C
Charleroi, Belgium



PTS	REB	BLK	MIN
11.8	7.6	51	24.2

- ASUN Championship All-Tournament Team
- Career high 26 points against Milwaukee going 12-13 from the field
- Recorded season high 4 blocks against Milwaukee and FIU
- Grabbed a career high 17 rebounds against Coastal Georgia
- Has eight double-doubles on the season
- Stetson career leader in field goal pct. (.671)

30

Stephan Swenson
Sr. • 6-2 • G
Brussels, Belgium



PTS	REB	AST	MIN
13.8	4.7	201	33.3

- 2nd Team All-ASUN and ASUN All-Tournament Team
- Tied a career-high with 29 points against JU in ASUN Semis
- Hit a game-winning 3-pointer with 4.4 seconds to play.
- Career high 14 assists against FIU
- Career high 12 rebounds against Queens in ASUN QF
- Hit 500 career assists milestone against Kennesaw State on 1/10
- Hit 1000 career points milestone against Queens on 2/22
- Is Stetson's All-Time Assist Leader (602)

1

Tristan Gross
Fr. • 6-6 • G
St. Petersburg, Fla.




PTS	REB	AST	MIN
4.0	1.9	23	19.3

- Career high 14 points against Jacksonville in ASUN Semis
- Career high 6 rebounds against Johnson (Fla.)
- Season high 3 assists against Milwaukee and Omaha
- Shot 70.5% from the field, and 66.7% from 3 during ASUN tournament
- Has appeared in all 34 games, starting 13

FIRST OFF THE BENCH

42

Treyton Thompson
Jr. • 7-0 • F
Glenwood, Minn.



PTS	REB	BLK	MIN
4.5	4.0	18	16.4

- Transferred to Stetson from Minnesota
- Season high 16 points against Johnson (Fla.) and Queens
- Season high 10 rebounds against Charlotte
- Season high 4 blocks against Queens

2023-24 STETSON MEN'S BASKETBALL BROADCAST ROSTER



Alec Oglesby
0 Sr. | Guard



Tristan Gross
1 Fr. | Guard



Bruce Kanno
2 So. | Guard



Giancarlo Valdez
3 R-Jr. | Guard



Isaac Jones
4 Fr. | Guard




Jalen Blackmon
5 Jr. | Guard



Josh Smith
11 Sr. | Forward



Alex Doyle
13 Fr. | Guard



Jackson Huxtable
14 R-Fr. | Forward




Aubin Gateretse
21 Jr. | Forward




Cyncier Harrison
23 R-So. | Guard




Finley Sheridan
24 R-Fr. | Forward




Naeem Lewis
25 Jr. | Guard



Stephan Swenson
30 Sr. | Guard



Landen Babusiak
33 Fr. | Forward




Treyton Thompson
42 Jr. | Forward




Donnie Jones
HC 5th Season



Shawn Finney
AC 3rd Season



Brett Comer
AC 2nd Season



Joey Gruden
AC 2nd Season



Montay Brandon
AC 1st Season

2023-24 STETSON MEN'S BASKETBALL NUMERICAL ROSTER

No.	Name	Pos	Ht.	Wt.	Yr.	Hometown	High School/Previous
0	Alec Oglesby	G	6-5	205	Sr.	Gainesville, Fla.	Cleveland State & UNC Wilmington
1	Tristan Gross	G	6-6	190	Fr.	St. Petersburg, Fla.	St. Petersburg High School
2	Bruce Kanno	G/F	6-6	225	So.	Iwate, Japan	Ellsworth Community College
3	Giancarlo Valdez	G	6-3	185	R-Jr.	Santo Domingo, D.R.	Decatur (Ala.) Heritage Christian Academy
4	Isaac Jones	G	6-1	190	Fr.	DeLand, Fla.	Father Lopez Catholic
5	Jalen Blackmon	G	6-3	180	Jr.	Marion Ind.	Marion HS/Grand Canyon University
11	Josh Smith	F	6-9	220	Sr.	Monrovia, Ind.	Monrovia HS
13	Alex Doyle	F	6-9	215	Fr.	Angers, France	DME Academy
14	Jackson Huxtable	G/F	6-5	200	R-Fr.	Sydney, Australia	Montverde Academy
21	Aubin Gateretse	F	6-11	225	Jr.	Charleroi, Belgium	Calusa Prep School
23	Cyncier Harrison	G	6-0	170	R-So.	Greenville, Ga.	New Faith Christian Academy
24	Finley Sheridan	F	6-10	215	R-Fr.	Merrick, N.Y.	Long Island Lutheran High School
25	Naeem Lewis	G	6-1	170	Jr.	Los Angeles, Calif.	La Salle HS/West Los Angeles College
30*	Stephan Swenson	G	6-2	190	Sr.	Brussels, Belgium	Westminster (Fla.) Academy
33	Landen Babusiak	F	6-10	225	Fr.	Saint John, Ind.	Bosco Institute
42	Treyton Thompson	F	7-0	220	Jr.	Glenwood, Minn.	La Lumiere School/University of Minnesota

* - Swenson wears #20 in white

Coaching Staff

Head Coach: Donnie Jones (Pikeville University, 1988), 5th Season

Assistant Coach: Shawn Finney (Fairmont State University, 1985), 3rd Season

Assistant Coach: Brett Comer (FGCU, 2015; Dayton, 2019), 2nd Season

Assistant Coach: Joey Gruden (Dayton, 2017; Louisville, 2020), 2nd Season

Assistant Coach: Montay Brandon (Florida State, 2016), 1st Season

Support Staff

Associate Athletic Trainer: Macy Fox (Lee University 2016, Valdosta State 2018), 1st Season with program

Assistant Director of Athletic Communications: Norbert Savard (Tampa 2021), 1st Season with program

Assistant Strength and Conditioning Coach: Sam Romanski (Wisconsin Eau Claire 2019, NDSU 2021), 2nd Season

PRONUNCIATIONS:

Aubin Gateretse- aw-bin gat(sounds like cat)-er-et-c

Stephan Swenson- stef-on

Naeem Lewis- na-EE-m

Landen Babusiak- Baa-boo-zee-ack

Cyncier Harrison - sincere

Giancarlo Valdez- john-carlo

SEASON HIGHLIGHTS

First Timers Club

After 52 years, Stetson is making its first-ever appearance in the NCAA Division I Tournament. The 2023-24 season is Stetson's 53rd as a Division I member. According to ESPN, Stetson completed the third longest streak for a program before making its first NCAA Division I Tournament appearance. Only Northwestern (78) and Colgate (56) have had longer streaks.

Historic Season

Stetson's 22 wins this season ties the school single-season record and equals the mark set by the 1974-75 team 49 years ago. The Hatters have also posted just its third 20-win season all-time, and have back-to-back winning seasons for the first time in 40 years (1982-83, 1983-84).

ASUN Champions

Stetson went a perfect 3-0 - all at home - to win its first-ever Atlantic Sun Conference Championship. These second-seeded Hatters defeated 8th-seeded Queens 83-71 in the quarterfinals, rallied from 10 down with under five minutes to go to defeat 10th-seeded Jacksonville 88-87 in the semifinals, and outlasted 4th-seeded Austin Peay 94-91 in the title game.

ASUN Championship MVP

Junior guard Jalen Blackmon took over in the second half of the Hatters' ASUN Championship win over Austin Peay, scoring 34 of his career-high 43 points after the break to help Stetson rally from seven down. For the game, Blackmon went 12-for-22 from the floor, 5-for-9 from the arc, and 14-for-17 from the free throw line. The 43 points was an ASUN Championship game record and helped Blackmon earn MVP honors for the tournament.

All-Tournament Team I

Stephan Swenson likely garnered some MVP discussion as well as the senior guard helped carry Stetson past Jacksonville in the ASUN semifinals. Swenson scored 14 points in the final 4:36 of the game to help the Hatters rally from a 77-67 deficit. He hit four 3-pointers during that stretch, including the game-winner with 4.4 seconds to play. Swenson scored 29 points in that game, then scored 13 points while playing in all 40 minutes of the championship game. He was named to the ASUN Championship all-tournament team.

All-Tournament Team II

Joining Blackmon and Swenson on the all-tournament team was junior forward Aubin Gateretse, who averaged 18.7 points and 6.3 rebounds per game during the tournament. A force at both ends of the court, Gateretse shot 85.7 percent (18-for-21) from the floor and registered a team-high seven blocks.

Scoring Machine

Jalen Blackmon's 21.5 ppg scoring average leads the ASUN and ranks among the top 10 in the NCAA. He has scored in double figures in 32 of the team's 34 games this season, including the past seven in a row.

Dishin' Dimes

With 602 career assists, Stephan Swenson is Stetson's all-time career assists leader. That total also ranks fifth all-time in ASUN history and 18th among all active players in Division I. His 201 assists this season is also a Stetson single-season record.

3-Point Record in Sight

The Hatters have hit 310 3-pointers this season, just one shy of the school record (311), set last year. Stetson also ranks 34th in the nation with an average of 9.1 3-pointers made per game.

Blackmon Chasing Records

With 730 points this season, Jalen Blackmon is just 12 shy of setting the program record for most points in single-season (Earnest Killum, 741, 1969-70). He already holds the record for most 3-pointers made in a single-season (109), he is close to breaking his own record for highest free throw pct. (.910 this year, .912 last year), and he ranks fourth in field goals made (240).

High Percentage Shooter

Aubin Gateretse is having a phenomenal season shooting the basketball. The junior forward currently registers a .725 field goal pct. (161-for 122), a total that would be leading the NCAA if Gateretse qualified. However, with a 5.0 fg made per game minimum requirement, Gateretse is nine field goals shy of qualifying for the category nationally. He does, however, currently occupy the top spot for the highest single-season field goal pct. in school history.

Winning in the Sunshine State

On Nov. 26, Stetson traveled down to Orlando and defeated UCF 85-82 to knock off the Knights for the first time since 2001. Jalen Blackmon led the way with 26 points, and Alex Doyle's third 3-pointer of the game put Stetson ahead for good. In 2022-23, Stetson opened the season with road victories over in-state foes Florida State and USF.

By The Numbers

This season, Stetson is:

- 14-2 when leading at the half
- 16-1 when leading with 5 minutes to go
- 16-0 when holding opponents to under 75 points
- 7-0 in games decided by 5 points or less

Season Award Winners

ASUN Championship MVP:Jalen Blackmon
ASUN All-Tournament Team: Stephan Swenson, Aubin Gateretse
ASUN First Team All-Conference:Jalen Blackmon
ASUN Second Team All-Conference:Stephan Swenson
ASUN Player of the Week:Jalen Blackmon (Dec. 27, March 4)
ASUN Player of the Week:Josh Smith (Feb. 12)

QUICK FACTS

GENERAL INFORMATION

School: Stetson University
 City: DeLand, Fla.
 Founded: 1883
 Enrollment (undergraduate): 2,339
 Enrollment (all campuses): 3,760
 Nickname: Hatters
 Colors: Green (PMS 343C) and White
 Arena: Edmunds Center
 Capacity: 3,000
 Affiliation: NCAA Division I
 Since: 1971-72
 Conference: Atlantic Sun Conference
 President: Dr. Christopher F. Roellke
 Alma Mater, Year: Wesleyan, 1987
 Athletics Director: Jeff Altier
 Alma Mater, Year: Stetson, 1982
 Athletic Department Phone: 386.822.8100

COACHING STAFF

Head Coach: Donnie Jones
 Alma Mater, Year: Pikeville, 1988
 Career Record: 378-380 (16th season)
 Record at Stetson: 78-77 (5th season)
 Assistant Coach: Shawn Finney, 3rd Season
 Assistant Coach: Brett Comer, 2nd Season
 Assistant Coach: Joey Gruden, 2nd Season
 Assistant Coach: Montay Brandon, 1st Season

ATHLETIC COMMUNICATIONS

Men's Basketball Contact: Norbert Savard
 Office Phone: 386.822.8131
 Cell Phone: 407.222.0229
 Email: nsavard@stetson.edu
 Website: www.GoHatters.com
 Twitter: @StetsonHatters, @StetsonMBB
 Facebook: Facebook.com/StetsonHatters
 Instagram: @StetsonMBB

THE HATTERS NICKNAME

The unlikely combination of a famous hat manufacturer and a university produced a novel nickname for Stetson University. The athletic teams are called "Hatters," reflecting the university's association with John B. Stetson, maker of the well-known Stetson hats. It all began in 1883 when Henry DeLand founded the DeLand Academy. Three years later, after a disastrous freeze affecting the citrus industry left DeLand in financial distress, Stetson, who had a winter home in DeLand, became interested in the school. At DeLand's request, Stetson was made chairman of the Board of Trustees in 1889 and the university was renamed in his honor. Stetson University fielded the first football team in Florida in 1901. The name "Hatter" was used then and is still in use today.



GAME-BY-GAME STARTERS AND MINUTES PLAYED

Game	Blackmon	Oglesby	Swenson	Gateretse	Thompson
TRINITY BAPTIST	21	20	21	16	16
at UNLV	37	37	32	31	25
at Houston	36	28	27	23	18
vs Milwaukee	36	36	34	31	10
vs Central Michigan	38	36	35	34	29
at UCF	38	36	36	27	20
COASTAL GEORGIA	31	27	23	21	20
at Chicago State	36	34	29	24	14
at Charlotte	35	34	25	22	13
JOHNSON (FL)	20	18	18	14	13
at Nebraska (Omaha)	38	35	31	30	13
at FIU	38	36	31	31	26
at Cincinnati	37	36	33	27	20
CHARLOTTE	37	35	30	26	19
NORTH FLORIDA*	37	34	34	29	15
JACKSONVILLE*	37	34	30	23	17
at Kennesaw State*	37	37	34	22	22
at Queens*	33	33	32	30	15
CHICAGO STATE	38	37	34	31	28
at FGCU	35	33	33	27	19
AUSTIN PEAY*	36	35	32	26	15
LIPSCOMB*	36	35	29	22	21
at North Alabama*	38	36	34	31	28
at Central Arkansas*	42	36	34	27	25
at Bellarmine*	40	38	33	32	31
EASTERN KENTUCKY*	38	35	34	32	30
FGCU*	40	38	37	37	7
QUEENS*	40	38	36	25	8
KENNESAW STATE*	39	35	31	16	11
at Jacksonville*	39	37	34	28	28
at North Florida*	39	38	37	22	16
QUEENS^	38	37	35	35	33
JACKSONVILLE^	39	36	35	33	32
AUSTIN PEAY^	40	40	37	34	21

GAME-BY-GAME TEAM SCORING

Game	Pts in Paint	Pts off TOs	2nd Ch. Pts.	1H Points	2H Points	OT Points	FT	Starters	Bench
TRINITY BAPTIST	26	12	2	59	50	-	5	85	24
at UNLV	22	3	17	21	34	-	6	49	6
at Houston	16	10	8	16	32	-	3	32	16
vs Milwaukee	42	9	15	43	42	-	9	66	19
vs Central Michigan	34	9	4	37	34	-	8	67	4
at UCF	22	12	4	30	55	-	22	68	17
COASTAL GEORGIA	40	24	17	40	54	-	13	70	24
at Chicago State	36	14	5	25	29	-	7	45	9
at Charlotte	22	7	9	28	34	-	5	45	17
JOHNSON (FL)	64	29	18	60	63	-	12	61	62
at Nebraska (Omaha)	30	9	9	41	39	-	18	76	4
at FIU	24	3	6	36	44	-	8	78	2
at Cincinnati	16	14	9	33	42	-	24	68	7
CHARLOTTE	32	10	9	36	43	-	11	70	9
NORTH FLORIDA*	22	8	10	38	37	-	19	58	17
JACKSONVILLE*	24	16	12	27	44	-	12	62	9
at Kennesaw State*	22	15	8	35	35	-	16	61	9
at Queens*	42	18	13	40	44	-	11	61	23
CHICAGO STATE	28	10	14	38	32	-	14	65	5
at FGCU	24	5	7	27	29	-	9	40	16
AUSTIN PEAY*	32	6	9	34	49	-	17	64	20
LIPSCOMB*	38	12	7	45	35	-	11	65	15
at North Alabama*	36	5	8	35	37	-	6	68	4
at Central Arkansas*	30	14	15	22	38	13	17	63	10
at Bellarmine*	34	5	12	38	46	-	10	83	1
EASTERN KENTUCKY*	30	13	22	40	47	-	22	78	9
FGCU*	38	15	7	32	29	-	8	-	-
QUEENS*	46	11	13	41	34	-	5	63	12
KENNESAW STATE*	22	15	7	37	47	-	27	65	19
at Jacksonville*	14	14	3	43	43	-	15	83	3
at North Florida*	28	7	7	29	30	-	18	54	5
QUEENS^	40	12	6	38	45	-	14	77	6
JACKSONVILLE^	30	13	7	48	40	-	17	86	2
AUSTIN PEAY^	28	10	8	36	58	-	32	87	7
TOTAL	934	389	327	1228	1394	13	451	2241	412

TALE OF THE TAPE



vs.



22-12, 11-5	OVERALL RECORD	31-3, 18-2
W3	CURRENT STREAK	W7
77.5	POINTS PER GAME	81.5
72.8	OPP POINTS PER GAME	64.4
+4.7	SCORING MARGIN	+17.1
.467	FIELD GOAL PCT	.496
.439	OPP FIELD GOAL PCT	.398
.370	3-POINT FG PCT	.367
.334	OPP 3-POINT FG PCT	.319
9.1	3PT MADE/GAME	8.8
.766	FREE THROW PCT	.742
34.9	REBOUNDS PER GAME	38.5
34.4	OPP REBOUNDS PER GAME	30.1
+0.5	REBOUND MARGIN	+8.4
10.4	TURNOVERS PER GAME	9.9
-0.9	TURNOVER MARGIN	+0.9
13.5	ASSISTS PER GAME	18.5
5.3	STEALS PER GAME	6.2
3.1	BLOCKS PER GAME	5.4

STATISTICAL LEADERS

SCORING

STETSON		HUSKIES	
BLACKMON	21.5	NEWTON	15.2
SWENSON	13.8	SPENCER	14.5
GATERETSE	11.8	KARABAN	13.9

REBOUNDING

STETSON		HUSKIES	
GATERETSE	7.6	CLINGAN	7.2
SMITH	5.7	NEWTON	7.0
SWENSON	4.7	KARABAN	5.0

PASSING

STETSON		HUSKIES	
SWENSON	201	NEWTON	205
BLACKMON	62	SPENCER	124
OGLESBY	42	DIARRA	84

STEALS

STETSON		HUSKIES	
SWENSON	53	SPENCER	47
BLACKMON	28	NEWTON	34
OGLESBY	19	KARABAN	31

BLOCKS

STETSON		HUSKIES	
GATERESTE	51	CLINGAN	67
THOMPSON	18	JOHNSON	31
OGLESBY	9	KARABAN	28

HATTERS RECORD WHEN...

OVERALL	22-12
HOME	14-2
AWAY	6-10
NEUTRAL	2-0

BY MONTH

NOVEMBER	5-2
DECEMBER	3-4
JANUARY	5-3
FEBRUARY	6-2
MARCH	3-1

BY DAY OF THE WEEK

MONDAY	2-2
TUESDAY	3-1
WEDNESDAY	3-1
THURSDAY	3-2
FRIDAY	2-2
SATURDAY	6-2
SUNDAY	3-2

CLOSE GAMES

STETSON LEADS WITH 5:00 LEFT	16-1
STETSON TRAILS WITH 5:00 LEFT	5-11
TIED WITH 5:00 LEFT	1-0
DECIDED BY FIVE POINTS OR LESS	7-0
DECIDED BY 6-10 POINTS	3-5
DECIDED BY 11+ POINTS	12-7
OVERTIME	1-0

OFFENSIVE OUTPUT

STETSON SCORES LESS THAN 60 PTS	0-5
STETSON SCORES 60-69 PTS	1-1
STETSON SCORES 70-79 PTS	5-5
STETSON SCORES 80-89 PTS	12-1
STETSON SCORES 90+ PTS	4-0

DEFENSIVE OUTPUT

OPPONENT SCORES LESS THAN 60 PTS	5-0
OPPONENT SCORES 60-69 PTS	5-0
OPPONENT SCORES 70-79 PTS	7-6
OPPONENT SCORES 80-89 PTS	4-5
OPPONENT SCORES 90+ PTS	1-0

STETSON FROM THE FIELD

STETSON SHOOTS BELOW 30%	0-0
STETSON SHOOTS 30-40%	0-5
STETSON SHOOTS 40-50%	10-7
STETSON SHOOTS ABOVE 50%	12-0
STETSON SHOOTS HIGHER % THAN OPP	19-1
STETSON SHOOTS LOWER % THAN OPP	3-11
STETSON SHOOTS SAME % AS OPP	0-0

REBOUNDING

OUTREBOUNDED OPPONENT	14-2
OUTREBOUNDED BY OPPONENT	7-10
REBOUNDS ARE EQUAL	1-0

MISCELLANEOUS

LEADING AT HALF	14-2
TRAILING AT HALF	6-10
TIED AT HALF	2-0
HAS THREE PLAYERS IN DOUBLE FIGURES	18-6
HAS FOUR OR MORE IN DOUBLE FIGURES	11-1
COMMIT SAME OR LESS T/O THAN OPP	10-5
COMMIT MORE T/O THAN OPP	12-7
GAMES FOLLOWING A WIN	12-9
GAMES FOLLOWING A LOSS	9-2
MAKES MORE OR SAME 3FG THAN OPP	18-5
MAKES LESS 3FG THAN OPP	4-7
MAKES MORE OR SAME FTS THAN OPP	19-4
MAKES FEWER FTS THAN OPP	3-8

HATTERS BY THE NUMBERS

10+ POINT GAMES	23-24	ASUN	CAREER
Blackmon	32	34	53
Swenson	23	33	46
Gateretse	21	14	23
Oglesby	17	12	22
Thompson	5	2	5
Smith	4	19	28
Gross	4	3	4
Harrison	1	1	1

20+ POINT GAMES	23-24	ASUN	CAREER
Blackmon	19	19	35
Swenson	5	4	10
Gateretse	4	3	4
Oglesby	2		2
Smith	1	1	4

30+ POINT GAMES	23-24	ASUN	CAREER
Blackmon	5	3	6

40+ POINT GAMES	23-24	ASUN	CAREER
Blackmon	1	1	1

10+ REB GAMES	23-24	ASUN	CAREER
Gateretse	10	8	12
Smith	3	10	15
Thompson	1		1
Swenson	1	1	1

5+ ASSIST GAMES	23-24	ASUN	CAREER
Swenson	22	36	58
Gateretse	1	1	1

10+ ASSIST GAMES	23-24	ASUN	CAREER
Swenson	3	1	4

DOUBLE-DOUBLE (P/R)	23-24	ASUN	CAREER
Gateretse	8	4	8
Smith	3	8	11
Swenson	3	4	5

GAMES STARTED	23-24	ASUN	CAREER
Swenson	34	65	103
Blackmon	34	38	61
Oglesby	32	24	37
Gatereste	32	19	32
Thompson	14	4	14
Gross	12	6	12
Smith	11	40	60

HATTERS IN THE NCAA

TEAM STATISTIC	RANK	STAT
FT%	28TH	76.6
3-PT Made/Game	35TH	9.1
3-PT Percentage	T28TH	37.0
Fouls Committed/Game	31ST	14.8
Effective FG%	43RD	.545

INDIVIDUAL RANK STAT

POINTS PER GAME	RANK	STAT
Blackmon	10TH	21.5

TOTAL POINTS	RANK	STAT
Blackmon	4TH	730

ASSISTS PER GAME	RANK	STAT
Swenson	23RD	5.9

TOTAL ASSISTS	RANK	STAT
Swenson	12TH	201

3-POINT %	RANK	STAT
Blackmon	50TH	.389

3-POINT FG MADE PER GAME	RANK	STAT
Blackmon	14TH	3.21

TOTAL 3-POINT FG MADE	RANK	STAT
Blackmon	5TH	109

FREE THROW %	RANK	STAT
Blackmon	13TH	.910

FG ATTEMPTS	RANK	STAT
Blackmon	3RD	553

FG MADE	RANK	STAT
Blackmon	6TH	240

3-POINT FG ATTEMPTS	RANK	STAT
Blackmon	6TH	280

REBOUNDS (OFFENSIVE)/GAME	RANK	STAT
Gateretse	T47TH	3.00

HATTERS IN THE ASUN

TEAM STATISTIC	RANK	STAT
SCORING OFFENSE	6TH	77.6
SCORING DEFENSE	3RD	72.8
FG%	2ND	46.7
FG% DEFENSE	3RD	43.9
FT%	4TH	76.6
3-PT FG%	2ND	37.0
3-PT FG% DEFENSE	2ND	33.4
ASSISTS/GAME	6TH	13.5
TOTAL REBOUNDING	7TH	34.9
OFFENSIVE REBOUNDS	9TH	9.7
DEFENSIVE REBOUNDS	6TH	25.2
REBOUNDING MARGIN	4TH	+0.5
BLOCKED SHOTS/GAME	8TH	3.06
STEALS/GAME	11TH	5.32

INDIVIDUAL RANK STAT

POINTS PER GAME	RANK	STAT
Blackmon	1ST	21.5
Swenson	21ST	13.8

REBOUNDS PER GAME	RANK	STAT
Gateretse	3RD	7.6
Swenson	25TH	4.7

ASSISTS PER GAME	RANK	STAT
Swenson	2ND	5.9

BLOCKS PER GAME	RANK	STAT
Gateretse	2ND	1.5

STEALS PER GAME	RANK	STAT
Swenson	4TH	1.6

FIELD GOAL PERCENTAGE	RANK	STAT
Blackmon	13TH	.434

3-POINT PERCENTAGE	RANK	STAT
Blackmon	4TH	.389

3-POINT FG PER GAME	RANK	STAT
Blackmon	3RD	3.2
Oglesby	11TH	2.2

FREE THROW %	RANK	STAT
Blackmon	1ST	.910
Swenson	7TH	.815



Standings Through Games of Mar. 10

	ASUN			OVERALL		
	W	L	PCT	W	L	PCT
EKU*	12	4	.750	17	14	.548
Stetson*	11	5	.688	22	12	.647
Lipscomb*	11	5	.688	20	12	.625
Austin Peay*	10	6	.625	19	15	.559
North Florida*	9	7	.562	16	16	.500
N. Alabama*	8	8	.500	15	17	.469
FGCU*	8	8	.500	14	18	.438
Queens*.	7	9	.438	14	19	.424
Kennesaw St.*	6	10	.375	15	16	.484
Jacksonville*	5	11	.312	16	17	.485
Cent. Ark.	5	11	.312	9	23	.281
Bellarmine	4	12	.250	8	23	.258

About Stetson University

Stetson is located in DeLand, Fla., with a second campus in Gulfport, Fla. Founded in 1883 by Henry A. DeLand as the DeLand Academy and later renamed Stetson University to honor its benefactor, Philadelphia hat maker John B. Stetson, the university has a storied history of leadership, values and significance.

The university is home to many Florida firsts, including the first collegiate newspaper, the oldest schools of business administration and music, the first college of law and the state's first private university to integrate.

Notable athletic alums include 2014 & 2017 American League Cy Young Award winner Corey Kluber; 2014 National League Rookie of the Year & 2018 NL Cy Young Award winner Jacob deGrom; former NBA forward Lorenzo Williams; Ray Finkle, former Miami Dolphins kicker, later a police chief in Miami and one helluva model American; Atlanta Falcons President & CEO Rich McKay; college basketball Hall of Fame inductee Dr. Glenn Wilkes; Jacksonville Jaguars linebacker Donald Payne; and PGA Tour member Sam Ryder.

Some of the more notable non-athletic alums include former actor Ted Cassidy, who played Lurch the Butler in TV's The Addams Family; former U.S. Senator Max Cleland (D-Ga.); composer Gerard Marino; 1960s country singer Wilma Burgess; Charles E. Merrill, founder of Merrill Lynch; and former Marine Corps General Roy Geiger.

ASUN QUARTERFINAL

STETSON 83, QUEENS 71

March 5, 2024, DeLand, Fla.

The Stetson Men's Basketball team advances to the ASUN Championship Semifinals after defeating Queens 83-71 Tuesday night. This was the Hatters first home ASUN Tournament win since the 2019-2020 season. This victory marks Stetson's first 20-win season since 1974-1975 when Dr. Glenn Wilkes was the Head Coach.

The Royals jumped out to a quick 2-5 lead, but the Hatters broke off a 10-0 run to take a 12-5 lead. Aubin Gateretse started the run with an electrifying Alley-oop on a nice feed from Stephan Swenson that got the fans in the Edmunds Center on their feet. Jalen Blackmon then found the bottom of the net on a turnaround jumper before Tristan Gross and Alec Oglesby both drained threes. The teams then traded baskets and a Blackmon jumper was able to push the Stetson led to nine. The Royals started to chip away but Gross hit his second three of the game after great ball movement by the Hatters around the arc. Back-to-back buckets for Gateretse pushed the lead for Stetson back up to nine and Swenson increased the Hatter lead even higher a few minutes later where he laid it up in after forcing a steal making it 29-17. Queens didn't go away though as they chipped at the Hatters lead. Stetson went into halftime up 38-36 after a first half that felt like they were in control of in its entirety. The Hatter defense forced the Royals to commit multiple shot clock violation turnovers showcasing their pressure on the ball.

Gateretse opened the scoring for Stetson in the second half backing down his defender before and hitting the layup. With the Hatters now on defense Oglesby ripped the ball away from the Queens player setting up Gateretse to draw the shooting foul and hitting both layups. The Royals hit a three to make it a one-point game but the Hatters exploded on a 14-2 run giving them 13 point lead, their largest of the game. The bucket that gave the Hatters the 56-43 lead was an up and under reverse layup from Blackmon that had the crowd in awe. Giancarlo Valdez had some big minutes for the Hatters. With the Royals starting to chip away Valdez laced one from beyond the arc putting Stetson back up by double digits. On the following possession Valdez got the feed from Blackmon, faked his shot and side stepped to the corner of the court and hit nothing but net to put the Hatters up 68-57. Queens once again started to close the gap and this time Blackmon hit from beyond the arc making it 73-62 with four minutes to go. The Royals still drew closer getting the Hatters' lead down to six, but Queens defense fell asleep, and Swenson streaked down the lane for a finger roll layup. Stetson was able to close out the game hitting their late game free throws to secure the 83-71 victory.

Blackmon tallied 21 points to lead the Hatters as he 8-11 from inside the arc on a night where his three-point shot wasn't falling. Gateretse tallied 20 points, going 8-9 from the field and grabbed six rebounds. Swenson tallied a double-double as he scored 10 points, grabbed 12 rebounds and added three assists. As a team Stetson shot 51.7% from the field, 28% from three and 93.3% from the free throw line. Neither team was able to shoot well from three Tuesday night and relied on working down low in the post with each team scoring 40 paint points.

The Hatters will remain in DeLand to host an ASUN Championship Semifinals game for the first time in program history, on Thursday, March 7 at 7pm. They will host #10 seed Jacksonville who upset #1 seed Eastern Kentucky.

ASUN SEMIFINAL

STETSON 88, JACKSONVILLE 87

March 7, 2024, DeLand, Fla.

Stephan Swenson called game as the Stetson Hatters claim an 88-87 victory over the Jacksonville Dolphins to make it to the ASUN Championship game. Swenson saved this game for the Hatters with a three with 21 seconds left to put the Hatters down one and then another three with four seconds left to give Stetson the win. Stetson will host Austin Peay for the ASUN Championship with the Hatters able to earn their first ever birth to the NCAA Tournament.

Aubin Gateretse started off the scoring for the Hatters as he hit a layup to tie the game early at two. Stetson would find themselves down 6-10 when Tristan Gross hit a three to cut the Hatters' deficit to one. The Dolphins would try to pull away again but another layup from Gateretse and three from Gross brought the Hatters back to within one. Following a Jacksonville turnover Gross took a heat check three and hit once again to give Stetson a 17-15 lead. The Dolphins hit a free throw to make it a one-point game and Swenson scored a layup to put Stetson up three. The two teams traded buckets until the score was tied back up at 21. Swenson went down the court and popped a three that was answered by Jacksonville and Gross followed that up with a three of his own. The Dolphins kept the Hatters from pulling away answering each basket to stay one point behind before eventually tying the game back up at 32. Who else would answer the call for Stetson but Swenson who swished in another shot from beyond the arc to push the Hatters back out to the lead. With just over a minute left in the first half Jacksonville made it 41-40. Stetson ended the half on a 7-0 run that was capped off with an Alec Oglesby three near the logo as time expired.

Gateretse started the scoring for the Hatters with a layup giving them a 50-40 lead. After that layup though Jacksonville went on an 18-3 scoring run putting the Hatters behind by five. The Dolphins opened their lead to nine with Stetson still fighting to real them back in. Swenson hit another three with just over 10 minutes left to bring the Hatters to within four. Jacksonville went back up by seven. Jalen Blackmon was able to drive into the paint and lobbed one up for Gateretse who was able to contort his body in order to slam the ball home through the contact but didn't draw a foul call. Blackmon then brought the Hatters within three on a jumper with just over eight minutes left. The Dolphins answered with a run of their own increasing their lead to their largest of the game of ten. Head Coach Donnie Jones called a timeout and coming out of timeout Swenson showed he was locked in. He started by draining a three, making it 70-77. After Oglesby drew an offensive foul, Swenson drove the line and banked a layup in to put the Hatters down five. On the next possession the Dolphins hit two free throws, but Swenson stayed calm and hit another three making it a four-point game. Jacksonville answered with a layup, but Swenson was able to find Oglesby in the corner for a three making it 78-81. You could feel the tension building as fans of both teams were on their feet. The Dolphins went 1-2 from the free throw line and this time Blackmon found his way into the paint and hit the layup to make it a two-point game. After free throws Jacksonville sat up six with 33 seconds left. Twelve seconds later Swenson made it a one-point game shooting the three and draining it. Stetson intentionally fouled and the Dolphins missed one of the two free throws giving the Hatters a chance to tie and send the game to overtime or win the game. Stetson was out of timeouts meaning that they had to go the entirety of the floor set up their offense and score in 16 seconds. With no pressure from the Dolphins Swenson was able to let the ball roll until just before the logo. He picked it up dribbled while staring down his defender. He jabbed like he was going to sprint down the lane but instead stepped back and rained down the three to give Stetson the 88-87 lead. With 4.3 seconds left the Hatters had to play defense superb defense without committing a foul to keep their Championship hopes alive. McCray V of the Dolphins dribbled down the court and pulled up from three getting the shot off in time, but his shot missed and the Edmunds Center went into a frenzy.

Swenson finished the game with 29 points going 11-17 from the field, and 7-9 from three. In the last five minutes of the game, he did not miss a single shot. Swenson also grabbed four rebounds and dished out six assists. Gateretse tallied 23 points before fouling out. He shot 9-10 from the field and 5-11 from the free throw line while also adding six rebounds. Gross was a key contributor of this game that some may overlook with how the game ended. He hit all four of his three-point attempts in the first half totaling 14 points on the night. As a team, the Hatters shot 58% from the field, 59.1% from three and 65% from the free throw line.

ASUN CHAMPIONSHIP

STETSON 94, AUSTIN PEAY 91

March 10, 2024, DeLand, Fla.

The Stetson Men's Basketball team won their first ASUN Championship and earned their first appearance in the NCAA Tournament. The Hatters are going to the dance, after a 94-91 victory over Austin Peay. Jalen Blackmon set an ASUN record for most points in the ASUN Championship game with 43 points and was named the MVP of the ASUN tournament. Blackmon, Stephan Swenson, and Aubin Gateretse were the three Hatters on the All-Tournament Team.

The Edmunds Center was packed as the 2328 fans brought the energy from before tip-off until they rushed the court at the expiration of the game clock. Austin Peay started the game aggressively and took an 11-3 lead over the first couple minutes. Swenson found Tristan Gross for a corner three and Treyton Thompson at the top of the key for three on back-to-back possessions to get the Stetson offense rolling. The Governors answered both of Stetson shots, so they trailed 16-9. However, those two threes unlocked the offense as Stetson went on a 10-0 run to take a 19-16 lead getting buckets from Swenson, Blackmon, Gross and Thompson. Austin Peay retook the lead but another three from Gross tied the game up at 22. With the score tied at 26, the Hatters fell behind 26-35 as the Governors went on a 9-0 run. Over the last two minutes Stetson went on a 10-4 run as Swenson hit a layup just before the halftime horn sounded. The Hatters trailed 36-39 as they went into the locker room.

Both teams started the second half without scoring for over a minute and half, but Blackmon laid one up and in to put the Hatters down one. On the next possession Alec Oglesby splashed one home from beyond the arc to give Stetson a 41-39 lead. The two teams traded the lead back and forth, but the Hatters fell behind by seven and Head Coach Donnie Jones called a timeout. The Hatters came back onto the court and Treyton Thompson scored. The defense forced a turnover and Blackmon cashed in a three to make it a two-point game. With that three pointer Blackmon scored 16 straight points for Stetson over four minutes to give the team a 65-62 lead. Austin Peay tied the game up at 65 and Oglesby answered from beyond the arc to put the Hatters back up three. A free throw parade for Stetson started after that with six and a half minutes left in the game. Stetson shot 13 free throws in a row before Oglesby scored a layup with 2:55 left in the game to put the Hatters up 80-74. You could feel the nervous energy in the crowd as Stetson was looking to make history and Austin Peay was doing everything in their power to stop that from happening. The Governors hit two free throws, but Blackmon made a driving layup to put the Hatters back up six. Austin Peay hit a three to cut the Stetson lead to three and then fouled Aubin Gateretse who converted on both his free throws. The Governors made 87-86 with back-to-back buckets with 57 seconds left before fouling Gateretse again. He once again hit both free throws extending the lead back to three. Blackmon then hit two free throws putting the Hatters up by five. The Governors wouldn't go away. They made a layup and hit a free throw to make it a two-point game. Blackmon was once again sent to the free throw line going 1-2 to put the Hatters up three with 13 seconds left. The two teams traded free throws and Stetson held onto a 94-91 lead with four seconds left. The defense held strong not fouling as the Governors put up the shot and it missed. The final horn sounded the fans rushed the court to celebrate with the team. Tears flowed from fans who had watched this team for decades and players who had achieved their dreams and goals.

Blackmon scored a career high 43 points, going 12-22 from the field, 5-9 from three and 14-17 from the free throw line. Gateretse and Swenson each tallied 13 points with Oglesby rounding out the double-digit scorers with 10. As a team the Hatters shot 52% from the field, 52.9% from three and 76% from the free throw line.

Stetson will now have a week of practice before the selection show on Sunday March 17. It will air on CBS at 6pm. If the Hatters are part of the first four, they will play in Dayton on March 19 or 20. If they are slotted directly into the first round they will play on March 21-22.



EDMUNDS CENTER RENOVATIONS



The details are still in the game-planning stage, but the ball has begun to move forward on a renovation to Stetson's time-honored Edmunds Center.

Built in 1974 as Stetson's largest multiuse facility for both team sports (basketball and volleyball) and university events, the Edmunds Center also remains as the largest indoor sporting venue in west Volusia County. Now, designs call for the center to meet current code standards under the Americans with Disabilities Act while also being enhanced aesthetically as a showpiece for Hatters Athletics.

Among the additions are a new exterior façade and new lobby, including an expansion of concessions and an area dedicated to the Stetson Athletics Hall of Fame. Also, there will be new seats and sound system, along with second-floor VIP seating that can double as a classroom or be used during university events. Seating capacity is expected to be slightly less than the current 5,000.

Already, more than \$6 million has been committed. Official fundraising efforts were recently ramped up. The renovation is likely to occur in phases, as those fundraising efforts unfold, with a start of construction in either 2024 or 2025. The renovation will be primarily donor funded.

"We have this beautiful space every prospective student comes to when they are visiting," said Stetson Director of Athletics Jeff Altier '82, M.Ed. '87. "It is the first place our enrolled students go to attend convocation and, until a few years ago, it was the last place students saw with graduation."



DONNIE JONES

HEAD COACH · 5TH SEASON · 78-77 ENTERING NCAA TOURNAMENT

STETSON NOTES

- Led Stetson to its first NCAA Division I Tournament appearance in program history
- The 2023-24 season is Stetson's 53rd season in Division I
- Led Stetson to its first Atlantic Conference Championship in program history
- Led Stetson to just its third 20-win season all-time (22 wins ties the single-season record) and its first 20-win season in 49 years (1974-75)
- Led Stetson to back-to-back winning seasons for the first time in 40 years (1982-83, 1983-84)
- Prior to the 2022-23 season, Stetson had not had a winning season since 2000-01
- Ranks fourth in program history with 78 wins
- Has led Stetson to victories over UCF (2023-24), Florida State (2022-23) USF (2022-23), and South Carolina (2019-20)
- Has taken Stetson to the ASUN semifinals three times (2020, 2021, 2024)
- Led Stetson to its first-ever NCAA Division I postseason victory, a 53-52 win over Bowling Green in the CBI quarterfinals at the Ocean Center in Daytona Beach.
- Led Stetson to a second CBI berth in 2023
- Has coached ASUN Championship MVP and two-time ASUN First Team All-Conference selection Jalen Blackmon, ASUN Second Team All-Conference selections Stephan Swenson and Rob Perry, three Freshman All-Americans (Perry, Mahamadou Diawara, Chase Johnston), two ASUN Freshmen of the Year (Perry, Johnston), five ASUN All-Tournament team members and three ASUN Players of the Week.

HEAD COACH DONNIE JONES

Stetson Record	78-77
Stetson Season	5th
Career Record	233-206
Career Season	14th
Hometown	Point Pleasant, W.Va.
Alma Mater	Pikeville, 1988
Family	Michelle (Wife)
	Madisyn, Issac, Sophie (Children)

SEASON-BY-SEASON

2007-08	Marshall	16-14
2008-09	Marshall	15-17
2009-10	Marshall	24-10
2010-11	UCF	21-12
2011-12	UCF	22-11 [^]
2012-13	UCF	20-11
2013-14	UCF	13-18
2014-15	UCF	12-18
2015-16	UCF	12-18
2019-20	Stetson	16-17
2020-21	Stetson	12-15
2021-22	Stetson	11-19
2022-23	Stetson	17-14
2023-24	Stetson	22-12*

[^] - NIT appearance

* - ASUN Championship / NCAA Appearance

ASSISTANT COACH CAREER

1988-90	Pikeville
1990-96	Marshall
1996-2007	Florida*
2017-18	Wichita State
2018-19	Dayton

* - Won two national championships (2006, 2007)

CAREER NOTES

- Has more than 35 years of coaching experience, including 14 seasons as a head coach
- Won two national championships as an assistant coach at the University of Florida (2006, 2007)
- Has five 20-win seasons as a head coach
- Won 55 games in three seasons at Marshall and 100 games in six seasons at UCF
- Took UCF to the NIT in 2012
- Worked as a scout for the Los Angeles Clippers in 2016



2023-24 STETSON MEN'S BASKETBALL ATLANTIC SUN STATISTICS

Game Records

Record	Overall	Home	Away	Neutral
ALL GAMES	11-5	7-1	4-4	0-0
CONFERENCE	11-5	7-1	4-4	0-0
NON-CONFERENCE	0-0	0-0	0-0	0-0

Score by Periods

Team	1st	2nd	OT	TOT
Stetson	563	624	13	1200
Opponents	567	598	2	1167

Team Box Score

No.	Player				Total		3-Point		F-Throw		Rebounds											
		GP-GS	MIN	AVG	FG-FGA	FG%	3FG-3FGA	3FG%	FT-FTA	FT%	OFF	DEF	TOT	AVG	PF	DQ	A	TO	BLK	STL	PTS	AVG
5	BLACKMON, Jalen	16-16	570:58	35.7	101-252	.401	45-129	.349	60-67	.896	7	38	45	2.8	23	0	25	32	1	12	307	19.2
30	SWENSON, Stephan	16-16	541:54	33.9	83-206	.403	23-66	.348	43-56	.768	15	54	69	4.3	32	0	90	38	3	23	232	14.5
21	GATERETSE, Aubin	16-15	393:20	24.6	76-105	.724	1-1	1.000	36-58	.621	47	79	126	7.9	48	0	15	30	21	13	189	11.8
0	OGLESBY, Alec	16-16	584:23	36.5	60-146	.411	36-93	.387	19-25	.760	12	63	75	4.7	25	0	16	13	6	13	175	10.9
11	SMITH, Josh	13-10	283:46	21.8	41-76	.539	3-11	.273	24-35	.686	19	57	76	5.8	9	0	10	9	4	5	109	8.4
42	THOMPSON, Treyton	16-3	223:33	14.0	27-50	.540	6-16	.375	7-22	.318	20	39	59	3.7	23	0	9	16	10	6	67	4.2
23	HARRISON, Cyncier	14-0	217:35	15.5	15-42	.357	6-19	.316	21-23	.913	0	6	6	0.4	11	0	10	6	0	9	57	4.1
1	GROSS, Tristan	16-4	246:39	15.4	15-38	.395	7-24	.292	4-6	.667	5	19	24	1.5	23	0	9	9	1	3	41	2.6
24	SHERIDAN, Finley	6-0	13:29	2.2	2-4	.500	0-2	.000	2-3	.667	1	1	2	0.3	1	0	0	0	0	0	6	1.0
3	VALDEZ, GianCarlo	5-0	12:59	2.6	0-3	.000	0-2	.000	4-4	1.000	1	1	2	0.4	1	0	1	0	0	0	4	0.8
25	LEWIS, Naeem	11-0	39:13	3.6	3-6	.500	1-1	1.000	0-0	.000	1	3	4	0.4	1	0	0	0	0	1	7	0.6
13	DOYLE, Alex	11-0	82:21	7.5	1-10	.100	1-7	.143	3-4	.750	2	13	15	1.4	15	0	4	1	4	1	6	0.5
14	HUXTABLE, Jackson	2-0	02:38	1.3	0-0	.000	0-0	.000	0-0	.000	0	0	0	0.0	0	0	0	0	0	0	0	0.0
4	JONES, Isaac	5-0	07:26	1.5	0-0	.000	0-0	.000	0-0	.000	0	0	0	0.0	0	0	0	0	0	0	0	0.0
2	KANNO, Bruce	3-0	04:47	1.6	0-0	.000	0-0	.000	0-0	.000	0	1	1	0.3	1	0	0	0	0	1	0	0.0
Team											26	29	55				10					
Total		16	3225		424-938	.452	129-371	.348	223-303	.736	156	403	559	34.9	213	0	189	164	50	87	1200	75.0
Opponents		16	3225		448-973	.460	138-365	.378	133-188	.707	138	390	528	33.0	263	3	211	153	47	94	1167	72.9

Team Statistics

	STET	OPP
Scoring	1200	1167
Points per game	75.0	72.9
Scoring margin	+2.1	-
Field goals-att	424-938	448-973
Field goal pct	.452	.460
3 point fg-att	129-371	138-365
3-point FG pct	.348	.378
3-pt FG made per game	8.1	8.6
Free throws-att	223-303	133-188
Free throw pct	.736	.707
F-Throws made per game	13.9	8.3
Rebounds	559	528
Rebounds per game	34.9	33.0
Rebounding margin	+1.9	-
Assists	189	211
Assists per game	11.8	13.2
Turnovers	164	153
Turnovers per game	10.3	9.6
Turnover margin	-0.7	-
Assist/turnover ratio	1.2	1.4
Steals	87	94
Steals per game	5.4	5.9
Blocks	50	47
Blocks per game	3.1	2.9
Winning streak	0	-
Home win streak	1	-
Attendance	5579	11353
Home games-Avg/Game	8-697	8-1419
Neutral site-Avg/Game	-	0-0

Team Results

Date	Opponent		Score	Att.
01/04/2024	North Florida	W	75-74	534
01/06/2024	Jacksonville	W	71-55	515
01/10/2024	at Kennesaw St.	L	70-88	1729
01/12/2024	at Queens (NC)	W	84-66	455
01/20/2024	at FGCU	L	56-80	2634
01/25/2024	Austin Peay	W	83-82	939
01/27/2024	Lipscomb	W	80-59	596
02/01/2024	at North Ala.	L	72-79	1267
02/03/2024	at Central Ark.	Wot	73-62	1245
02/07/2024	at Bellarmine	W	84-77	1523
02/10/2024	Eastern Ky.	W	87-79	882
02/17/2024	FGCU	W	61-60	892
02/22/2024	Queens (NC)	L	75-83	641
02/24/2024	Kennesaw St.	W	84-72	580
02/28/2024	at Jacksonville	W	86-73	711
03/01/2024	at North Florida	L	59-78	1789

2023-24 STETSON MEN'S BASKETBALL ASUN CHAMPIONSHIP STATISTICS

Game Records

Record	Overall	Home	Away	Neutral
ALL GAMES	3-0	3-0	0-0	0-0
CONFERENCE	0-0	0-0	0-0	0-0
NON-CONFERENCE	3-0	3-0	0-0	0-0

Score by Periods

Team	1st	2nd	OT	TOT
Stetson	122	143	0	265
Opponents	115	134	0	249

Team Box Score

No.	Player				Total		3-Point		F-Throw		Rebounds											
		GP-GS	MIN	AVG	FG-FGA	FG%	3FG-3FGA	3FG%	FT-FTA	FT%	OFF	DEF	TOT	AVG	PF	DQ	A	TO	BLK	STL	PTS	AVG
5	BLACKMON, Jalen	3-3	105:09	35.1	23-54	.426	6-22	.273	24-28	.857	0	8	8	2.7	5	0	10	4	0	3	76	25.3
30	SWENSON, Stephan	3-3	115:53	38.6	22-44	.500	8-16	.500	9-13	.692	1	16	17	5.7	9	0	14	7	0	5	61	20.3
21	GATERETSE, Aubin	3-3	88:36	29.5	18-21	.857	0-0	.000	20-31	.645	7	12	19	6.3	13	2	1	5	7	1	56	18.7
1	GROSS, Tristan	3-3	108:34	36.2	12-17	.706	8-12	.667	0-1	.000	1	7	8	2.7	7	0	3	2	0	3	32	10.7
0	OGLESBY, Alec	3-3	105:57	35.3	6-15	.400	5-11	.455	8-8	1.000	3	10	13	4.3	11	1	6	2	0	1	25	8.3
3	VALDEZ, GianCarlo	3-0	39:50	13.3	2-2	1.000	2-2	1.000	2-2	1.000	0	4	4	1.3	10	1	1	0	1	0	8	2.7
42	THOMPSON, Treyton	3-0	31:24	10.5	3-6	.500	1-2	.500	0-0	.000	3	5	8	2.7	7	0	0	1	4	0	7	2.3
13	DOYLE, Alex	1-0	04:37	4.6	0-1	.000	0-1	.000	0-0	.000	0	0	0	0.0	0	0	0	0	0	0	0	0.0
25	LEWIS, Naeem	1-0	00:00	0.0	0-0	.000	0-0	.000	0-0	.000	0	0	0	0.0	0	0	0	0	0	0	0	0.0
Team											4	7	11					1				
Total		3	600		86-160	.538	30-66	.455	63-83	.759	19	69	88	29.3	62	4	35	22	12	13	265	88.3
Opponents		3	600		86-193	.446	18-66	.273	59-75	.787	45	65	110	36.7	65	3	30	24	2	17	249	83.0

Team Statistics

	STET	OPP
Scoring	265	249
Points per game	88.3	83.0
Scoring margin	+5.3	-
Field goals-att	86-160	86-193
Field goal pct	.538	.446
3 point fg-att	30-66	18-66
3-point FG pct	.455	.273
3-pt FG made per game	10.0	6.0
Free throws-att	63-83	59-75
Free throw pct	.759	.787
F-Throws made per game	21.0	19.7
Rebounds	88	110
Rebounds per game	29.3	36.7
Rebounding margin	-7.3	-
Assists	35	30
Assists per game	11.7	10.0
Turnovers	22	24
Turnovers per game	7.3	8.0
Turnover margin	+0.7	-
Assist/turnover ratio	1.6	1.3
Steals	13	17
Steals per game	4.3	5.7
Blocks	12	2
Blocks per game	4.0	0.7
Winning streak	3	-
Home win streak	3	-
Attendance	3976	0
Home games-Avg/Game	3-1325	0-0
Neutral site-Avg/Game	-	0-0

Team Results

Date	Opponent		Score	Att.
03/05/2024	Queens (NC)	W	83-71	672
03/07/2024	Jacksonville	W	88-87	976
03/10/2024	Austin Peay	W	94-91	2328

2023-24 STETSON MEN'S BASKETBALL TEAM GAME-BY-GAME STATISTICS

Opponent	Date	Score		Total		3-Pointers		Free throws		Rebounds										
				FG-FGA	PCT	3FG-3FGA	PCT	FT-FTA	PCT	OFF	DEF	TOT	AVG	PF	A	TO	BLK	STL	PTS	AVG
Trinity Baptist	11/06/2023	109-54	W	44-85	.518	13-35	.371	8-12	.667	21	45	66	66.0	12	22	10	6	8	109	109.0
at UNLV	11/11/2023	55-71	L	21-66	.318	7-31	.226	6-9	.667	17	25	42	54.0	12	13	11	2	0	55	82.0
at Houston	11/13/2023	48-79	L	18-41	.439	9-18	.500	3-5	.600	4	17	21	43.0	15	13	23	0	3	48	70.7
vs Milwaukee	11/20/2023	85-67	W	33-60	.550	10-24	.417	9-9	1.000	11	30	41	42.5	15	22	12	4	6	85	74.3
vs Central Mich.	11/21/2023	71-61	W	27-53	.509	9-24	.375	8-12	.667	9	26	35	41.0	10	15	10	2	3	71	73.6
at UCF	11/26/2023	85-82	W	25-53	.472	13-30	.433	22-24	.917	6	26	32	39.5	22	17	17	2	6	85	75.5
Coastal Ga.	11/29/2023	94-49	W	34-71	.479	13-32	.406	13-17	.765	13	35	48	40.7	8	20	5	2	10	94	78.1
at Chicago St.	12/03/2023	54-77	L	22-54	.407	3-25	.120	7-11	.636	10	14	24	38.6	14	9	14	2	8	54	75.1
at Charlotte	12/05/2023	62-85	L	20-51	.392	6-19	.316	16-17	.941	4	16	20	36.6	13	8	10	2	2	62	73.7
Johnson (FL)	12/10/2023	123-43	W	48-80	.600	15-33	.455	12-12	1.000	15	39	54	38.3	13	24	7	4	11	123	78.6
at Omaha	12/17/2023	80-88	L	26-60	.433	10-24	.417	18-21	.857	8	17	25	37.1	27	14	10	2	8	80	78.7
at FIU	12/19/2023	80-68	W	29-64	.453	14-32	.438	8-10	.800	12	37	49	38.1	18	18	12	5	2	80	78.8
at Cincinnati	12/22/2023	75-83	L	21-53	.396	9-25	.360	24-29	.828	8	16	24	37.0	18	12	6	2	5	75	78.5
Charlotte	12/29/2023	79-75	W	29-57	.509	10-27	.370	11-11	1.000	6	24	30	36.5	13	13	10	2	6	79	78.6
North Florida	01/04/2024	75-74	W	24-55	.436	8-21	.381	19-20	.950	10	25	35	36.4	11	9	8	3	3	75	78.3
Jacksonville	01/06/2024	71-55	W	24-53	.453	11-26	.423	12-14	.857	9	23	32	36.1	19	16	12	2	7	71	77.9
at Kennesaw St.	01/10/2024	70-88	L	23-66	.348	8-29	.276	16-22	.727	8	21	29	35.7	19	10	10	1	6	70	77.4
at Queens (NC)	01/12/2024	84-66	W	32-63	.508	9-22	.409	11-16	.688	10	24	34	35.6	13	12	12	4	8	84	77.8
Chicago St.	01/15/2024	70-77	L	26-52	.500	10-21	.476	8-14	.571	10	18	28	35.2	19	15	12	5	3	70	77.4
at FGCU	01/20/2024	56-80	L	20-53	.377	7-25	.280	9-16	.563	8	21	29	34.9	9	9	11	4	3	56	76.3
Austin Peay	01/25/2024	83-82	W	28-56	.500	10-30	.333	17-26	.654	11	24	35	34.9	13	16	7	2	5	83	76.6
Lipscomb	01/27/2024	80-59	W	30-55	.545	9-19	.474	11-16	.688	4	38	42	35.2	10	14	13	4	4	80	76.8
at North Ala.	02/01/2024	72-79	L	29-66	.439	8-26	.308	6-11	.545	11	23	34	35.2	14	13	5	3	4	72	76.6
at Central Ark.	02/03/2024	73-62	Wot	25-60	.417	6-20	.300	17-24	.708	10	38	48	35.7	13	8	15	5	8	73	76.4
at Bellarmine	02/07/2024	84-77	W	31-60	.517	12-29	.414	10-16	.625	10	27	37	35.8	7	14	6	0	1	84	76.7
Eastern Ky.	02/10/2024	87-79	W	29-67	.433	7-19	.368	22-23	.957	18	20	38	35.8	13	11	9	4	6	87	77.1
FGCU	02/17/2024	61-60	W	24-58	.414	5-25	.200	8-12	.667	10	23	33	35.7	8	13	10	2	5	61	76.5
Queens (NC)	02/22/2024	75-83	L	32-66	.485	6-24	.250	5-9	.556	10	24	34	35.7	19	11	13	3	7	75	76.5
Kennesaw St.	02/24/2024	84-72	W	24-51	.471	9-20	.450	27-37	.730	7	32	39	35.8	17	13	17	7	8	84	76.7
at Jacksonville	02/28/2024	86-73	W	29-52	.558	13-27	.481	15-17	.882	7	19	26	35.5	16	16	8	4	7	86	77.0
at North Florida	03/01/2024	59-78	L	20-57	.351	1-9	.111	18-24	.750	13	21	34	35.4	12	4	8	2	5	59	76.5
Queens (NC)	03/05/2024	83-71	W	31-60	.517	7-25	.280	14-15	.933	6	32	38	35.5	18	11	6	4	4	83	76.7
Jacksonville	03/07/2024	88-87	W	29-50	.580	13-22	.591	17-26	.654	4	14	18	35.0	23	15	6	5	6	88	77.0
Austin Peay	03/10/2024	94-91	W	26-50	.520	10-19	.526	32-42	.762	9	23	32	34.9	21	9	10	3	3	94	77.5
Total		2635		933-1998	.467	310-837	.370	459-599	.766	329	857	1186	34.9	504	459	355	104	181	2635	77.5
Opponents		2475		920-2098	.439	267-799	.334	368-516	.713	376	793	1169	34.4	562	462	326	88	202	2475	72.8

Stetson Averages

Games Played	Points/game	FG Pct	3FG Pct	FT Pct	Rebounds/game	Assists/game	Turnovers/game	Assist/Turnover ratio	Steals/game	Blocks/game
34	77.5	46.7	37.0	76.6	34.9	13.5	10.4	1.3	5.3	3.1

2023-24 STETSON MEN'S BASKETBALL OPPONENT GAME-BY-GAME STATISTICS

Opponent	Date	Score		Total		3-Pointers		Free throws		Rebounds										
				FG-FGA	PCT	3FG-3FGA	PCT	FT-FTA	PCT	OFF	DEF	TOT	AVG	PF	A	TO	BLK	STL	PTS	AVG
Trinity Baptist	11/06/2023	109-54	W	21-75	.280	7-38	.184	5-11	.455	12	23	35	35.0	15	10	11	2	6	54	54.0
at UNLV	11/11/2023	55-71	L	27-65	.415	10-31	.323	7-11	.636	14	30	44	39.5	14	17	5	4	5	71	62.5
at Houston	11/13/2023	48-79	L	30-57	.526	9-20	.450	10-15	.667	13	20	33	37.3	12	15	11	3	17	79	68.0
vs Milwaukee	11/20/2023	85-67	W	25-70	.357	10-34	.294	7-12	.583	18	16	34	36.5	13	11	7	5	6	67	67.8
vs Central Mich.	11/21/2023	71-61	W	24-64	.375	6-28	.214	7-7	1.000	14	20	34	36.0	15	12	6	2	3	61	66.4
at UCF	11/26/2023	85-82	W	27-62	.435	6-18	.333	22-28	.786	12	23	35	35.8	21	14	13	3	4	82	69.0
Coastal Ga.	11/29/2023	94-49	W	19-62	.306	9-26	.346	2-6	.333	9	23	32	35.3	15	13	14	2	3	49	66.1
at Chicago St.	12/03/2023	54-77	L	29-54	.537	5-20	.250	14-23	.609	15	24	39	35.8	17	16	13	0	8	77	67.5
at Charlotte	12/05/2023	62-85	L	32-59	.542	11-25	.440	10-11	.909	8	25	33	35.4	19	25	7	3	7	85	69.4
Johnson (FL)	12/10/2023	123-43	W	17-68	.250	7-27	.259	2-9	.222	16	16	32	35.1	12	12	20	1	5	43	66.8
at Omaha	12/17/2023	80-88	L	25-48	.521	5-14	.357	33-40	.825	9	28	37	35.3	15	13	12	5	8	88	68.7
at FIU	12/19/2023	80-68	W	23-68	.338	9-28	.321	13-19	.684	11	24	35	35.3	17	18	5	3	5	68	68.7
at Cincinnati	12/22/2023	75-83	L	32-62	.516	7-22	.318	12-17	.706	16	24	40	35.6	19	19	9	3	2	83	69.8
Charlotte	12/29/2023	79-75	W	29-61	.475	6-20	.300	11-14	.786	10	22	32	35.4	11	13	9	1	7	75	70.1
North Florida	01/04/2024	75-74	W	27-61	.443	13-30	.433	7-10	.700	9	22	31	35.1	16	14	7	3	5	74	70.4
Jacksonville	01/06/2024	71-55	W	19-50	.380	3-11	.273	14-18	.778	11	21	32	34.9	16	5	13	3	6	55	69.4
at Kennesaw St.	01/10/2024	70-88	L	31-57	.544	13-26	.500	13-22	.591	8	34	42	35.3	20	16	16	7	5	88	70.5
at Queens (NC)	01/12/2024	84-66	W	27-57	.474	4-18	.222	8-11	.727	7	22	29	34.9	13	12	14	3	9	66	70.3
Chicago St.	01/15/2024	70-77	L	26-57	.456	4-17	.235	21-30	.700	16	20	36	35.0	19	13	7	2	5	77	70.6
at FGCU	01/20/2024	56-80	L	33-57	.579	10-25	.400	4-6	.667	4	28	32	34.9	14	15	6	1	7	80	71.1
Austin Peay	01/25/2024	83-82	W	30-73	.411	11-24	.458	11-14	.786	19	22	41	35.1	19	12	6	2	3	82	71.6
Lipscomb	01/27/2024	80-59	W	25-67	.373	6-28	.214	3-5	.600	5	22	27	34.8	11	11	6	2	5	59	71.0
at North Ala.	02/01/2024	72-79	L	31-62	.500	7-19	.368	10-13	.769	8	29	37	34.9	12	13	7	0	2	79	71.4
at Central Ark.	02/03/2024	73-62	Wot	23-72	.319	8-27	.296	8-10	.800	12	29	41	35.1	20	14	10	4	10	62	71.0
at Bellarmine	02/07/2024	84-77	W	31-61	.508	11-28	.393	4-6	.667	4	23	27	34.8	14	22	3	0	4	77	71.2
Eastern Ky.	02/10/2024	87-79	W	32-59	.542	9-18	.500	6-9	.667	9	20	29	34.6	18	16	12	7	7	79	71.5
FGCU	02/17/2024	61-60	W	25-55	.455	5-17	.294	5-6	.833	6	26	32	34.5	13	8	10	3	8	60	71.1
Queens (NC)	02/22/2024	75-83	L	30-57	.526	8-18	.444	15-21	.714	6	27	33	34.4	14	13	12	1	6	83	71.5
Kennesaw St.	02/24/2024	84-72	W	28-68	.412	7-26	.269	9-15	.600	10	24	34	34.4	28	12	14	4	9	72	71.6
at Jacksonville	02/28/2024	86-73	W	28-61	.459	8-18	.444	9-14	.643	15	16	31	34.3	16	16	9	0	3	73	71.6
at North Florida	03/01/2024	59-78	L	28-56	.500	15-32	.469	7-8	.875	5	25	30	34.2	19	12	8	7	5	78	71.8
Queens (NC)	03/05/2024	83-71	W	27-71	.380	6-28	.214	11-16	.688	16	24	40	34.3	16	7	8	1	5	71	71.8
Jacksonville	03/07/2024	88-87	W	28-55	.509	7-18	.389	24-32	.750	15	21	36	34.4	21	10	9	0	4	87	72.2
Austin Peay	03/10/2024	94-91	W	31-67	.463	5-20	.250	24-27	.889	14	20	34	34.4	28	13	7	1	8	91	72.8
Total		2475		920-2098	.439	267-799	.334	368-516	.713	376	793	1169	34.4	562	462	326	88	202	2475	72.8
Stetson		2635		933-1998	.467	310-837	.370	459-599	.766	329	857	1186	34.9	504	459	355	104	181	2635	77.5

Opponents Averages

Games Played	Points/game	FG Pct	3FG Pct	FT Pct	Rebounds/game	Assists/game	Turnovers/game	Assist/Turnover ratio	Steals/game	Blocks/game
34	72.8	43.9	33.4	71.3	34.4	13.6	9.6	1.4	5.9	2.6

2023-24 STETSON MEN'S BASKETBALL SEASON/CAREER STATISTICS

Summary

Player	Season Statistics										Career Statistics									
	GP-GS	MIN/G	FG%	3FG%	FT%	R/G	A/G	STL	BLK	PTS/G	GP-GS	MIN/G	FG%	3FG%	FT%	R/G	A/G	STL	BLK	PTS/G
BABUSIAK, Landen	3-0	5.1	.500	.000	.000	2.0	0.7	2	1	2.0	3-0	5.1	.500	.000	.000	2.0	0.7	2	1	2.0
BLACKMON, Jalen	34-34	34.7	.434	.389	.910	2.7	1.8	28	3	21.5	88-61	25.7	.421	.366	.908	2.1	1.5	51	8	14.4
DOYLE, Alex	26-0	9.8	.250	.226	.600	1.4	0.5	4	6	1.3	26-0	9.8	.250	.226	.600	1.4	0.5	4	6	1.3
GATERETSE, Aubin	34-32	24.3	.725	.500	.624	7.6	0.8	15	51	11.8	82-32	15.0	.671	.500	.605	4.3	0.5	25	77	6.3
GROSS, Tristan	34-13	19.3	.422	.383	.727	1.9	0.7	13	2	4.0	34-13	19.3	.422	.383	.727	1.9	0.7	13	2	4.0
HARRISON, Cyncier	23-0	14.3	.333	.294	.871	0.5	0.9	14	0	3.7	46-0	15.1	.352	.286	.800	0.7	1.7	24	1	4.3
HUXTABLE, Jackson	5-0	4.2	.500	.600	.000	0.0	0.0	3	1	3.0	5-0	4.2	.500	.600	.000	0.0	0.0	3	1	3.0
JONES, Isaac	8-0	4.2	.273	.400	1.000	0.8	0.1	0	0	1.3	8-0	4.2	.273	.400	1.000	0.8	0.1	0	0	1.3
KANNO, Bruce	11-0	5.6	.538	.000	.000	1.2	0.3	1	2	1.3	11-0	5.6	.538	.000	.000	1.2	0.3	1	2	1.3
LEWIS, Naeem	19-0	4.2	.600	.500	.800	0.5	0.3	8	0	1.7	19-0	4.2	.600	.500	.800	0.5	0.3	8	0	1.7
OGLESBY, Alec	33-33	33.8	.428	.407	.860	4.5	1.3	19	9	10.9	97-42	22.5	.401	.395	.838	2.5	0.8	44	13	6.9
SHERIDAN, Finley	15-0	6.4	.619	.286	.667	2.0	0.6	3	0	2.0	15-0	6.4	.619	.286	.667	2.0	0.6	3	0	2.0
SMITH, Josh	14-11	22.5	.557	.333	.641	5.7	0.8	6	6	8.4	94-60	20.2	.519	.315	.694	5.5	0.7	39	52	7.8
SWENSON, Stephan	34-34	33.2	.408	.326	.815	4.7	5.9	53	3	13.8	120-103	28.0	.418	.348	.806	2.9	5.0	158	9	9.2
THOMPSON, Treyton	34-13	16.4	.535	.342	.500	4.0	0.7	9	18	4.5	73-22	12.8	.467	.282	.563	2.8	0.6	14	31	3.2
VALDEZ, GianCarlo	20-0	7.8	.500	.364	.789	1.2	0.8	3	2	2.3	83-2	11.1	.424	.261	.667	1.3	1.5	13	7	2.4

Scoring

Player	Season Statistics								Career Statistics							
	FG-FGA	FG%	3FG-3FGA	3FG%	FT-FTA	FT%	PTS	PTS/G	FG-FGA	FG%	3FG-3FGA	3FG%	FT-FTA	FT%	PTS	PTS/G
BABUSIAK, Landen	3-6	.500	0-0	.000	0-2	.000	6	2.0	3-6	.500	0-0	.000	0-2	.000	6	2.0
BLACKMON, Jalen	240-553	.434	109-280	.389	141-155	.910	730	21.5	419-996	.421	194-530	.366	237-261	.908	1269	14.4
DOYLE, Alex	12-48	.250	7-31	.226	3-5	.600	34	1.3	12-48	.250	7-31	.226	3-5	.600	34	1.3
GATERETSE, Aubin	161-222	.725	1-2	.500	78-125	.624	401	11.8	206-307	.671	1-2	.500	104-172	.605	517	6.3
GROSS, Tristan	49-116	.422	31-81	.383	8-11	.727	137	4.0	49-116	.422	31-81	.383	8-11	.727	137	4.0
HARRISON, Cyncier	24-72	.333	10-34	.294	27-31	.871	85	3.7	64-182	.352	22-77	.286	48-60	.800	198	4.3
HUXTABLE, Jackson	6-12	.500	3-5	.600	0-1	.000	15	3.0	6-12	.500	3-5	.600	0-1	.000	15	3.0
JONES, Isaac	3-11	.273	2-5	.400	2-2	1.000	10	1.3	3-11	.273	2-5	.400	2-2	1.000	10	1.3
KANNO, Bruce	7-13	.538	0-0	.000	0-2	.000	14	1.3	7-13	.538	0-0	.000	0-2	.000	14	1.3
LEWIS, Naeem	12-20	.600	4-8	.500	4-5	.800	32	1.7	12-20	.600	4-8	.500	4-5	.800	32	1.7
OGLESBY, Alec	118-276	.428	74-182	.407	49-57	.860	359	10.9	216-538	.401	139-352	.395	98-117	.838	669	6.9
SHERIDAN, Finley	13-21	.619	2-7	.286	2-3	.667	30	2.0	13-21	.619	2-7	.286	2-3	.667	30	2.0
SMITH, Josh	44-79	.557	4-12	.333	25-39	.641	117	8.4	284-547	.519	47-149	.315	118-170	.694	733	7.8
SWENSON, Stephan	167-409	.408	46-141	.326	88-108	.815	468	13.8	400-956	.418	112-322	.348	195-242	.806	1107	9.2
THOMPSON, Treyton	61-114	.535	13-38	.342	17-34	.500	152	4.5	91-195	.467	22-78	.282	27-48	.563	231	3.2
VALDEZ, GianCarlo	13-26	.500	4-11	.364	15-19	.789	45	2.3	75-177	.424	23-88	.261	30-45	.667	203	2.4

Totals

Player	Season Statistics								Career Statistics							
	O-REB	D-REB	TOTAL	PF	FO	A	TO	A/TO	O-REB	D-REB	TOTAL	PF	FO	A	TO	A/TO
BABUSIAK, Landen	2	4	6	0	0	2	0	0.0	2	4	6	0	0	2	0	0.0
BLACKMON, Jalen	21	71	92	42	0	62	63	1.0	33	150	183	85	0	130	126	1.0
DOYLE, Alex	6	31	37	29	0	12	5	2.4	6	31	37	29	0	12	5	2.4
GATERETSE, Aubin	102	157	259	109	4	28	59	0.5	137	214	351	188	6	41	93	0.4
GROSS, Tristan	15	49	64	46	0	23	18	1.3	15	49	64	46	0	23	18	1.3
HARRISON, Cyncier	1	10	11	15	0	21	15	1.4	3	27	30	36	0	78	32	2.4
HUXTABLE, Jackson	0	0	0	1	0	0	0	0.0	0	0	0	1	0	0	0	0.0
JONES, Isaac	1	5	6	1	0	1	2	0.5	1	5	6	1	0	1	2	0.5
KANNO, Bruce	4	9	13	10	0	3	2	1.5	4	9	13	10	0	3	2	1.5
LEWIS, Naeem	2	7	9	7	0	5	1	5.0	2	7	9	7	0	5	1	5.0
OGLESBY, Alec	27	121	148	68	2	42	32	1.3	53	189	242	159	3	80	68	1.2
SHERIDAN, Finley	9	21	30	18	0	9	6	1.5	9	21	30	18	0	9	6	1.5
SMITH, Josh	19	61	80	12	0	11	11	1.0	162	353	515	162	1	69	89	0.8
SWENSON, Stephan	26	133	159	74	2	201	89	2.3	64	284	348	267	9	602	263	2.3
THOMPSON, Treyton	42	94	136	51	0	23	26	0.9	67	138	205	96	1	44	45	1.0
VALDEZ, GianCarlo	6	18	24	21	1	16	4	4.0	20	92	112	93	1	123	63	2.0

2023-24 STETSON MEN'S BASKETBALL PLAYER HIGHS - STETSON

Stetson - Individual Game Highs

POINTS	43		Jalen Blackmon vs Austin Peay (03/10/2024)
	36		Jalen Blackmon at Jacksonville (02/28/2024)
	34		Jalen Blackmon vs Charlotte (12/29/2023)
	32		Jalen Blackmon at Cincinnati (12/22/2023)
	32		Jalen Blackmon vs Coastal Ga. (11/29/2023)
FIELD GOALS MADE	14		Jalen Blackmon vs Charlotte (12/29/2023)
	13		Stephan Swenson vs Queens (NC) (02/22/2024)
FIELD GOAL ATTEMPTS	25		Jalen Blackmon vs Charlotte (12/29/2023)
	22		Jalen Blackmon vs Austin Peay (03/10/2024)
	22		Jalen Blackmon at Cincinnati (12/22/2023)
	22		Jalen Blackmon at FIU (12/19/2023)
FIELD GOAL PERCENTAGE (min 5 made)	1.000	(8-8)	Treyton Thompson vs Johnson (FL) (12/10/2023)
	1.000	(6-6)	Aubin Gateretse at Chicago St. (12/03/2023)
3 PT FG MADE	8		Jalen Blackmon at Bellarmine (02/07/2024)
	7		Stephan Swenson vs Jacksonville (03/07/2024)
3 PT FG ATTEMPTS	14		Jalen Blackmon at Bellarmine (02/07/2024)
	13		Jalen Blackmon at FIU (12/19/2023)
3 PT FG PERCENTAGE (min 2 made)	1.000	(3-3)	Stephan Swenson vs North Florida (01/04/2024)
	1.000	(2-2)	GianCarlo Valdez vs Queens (NC) (03/05/2024)
	1.000	(2-2)	Treyton Thompson at Central Ark. (02/03/2024)
FREE THROWS MADE	14		Jalen Blackmon vs Austin Peay (03/10/2024)
	11		Aubin Gateretse vs Austin Peay (03/10/2024)
FREE THROW ATTEMPTS	17		Jalen Blackmon vs Austin Peay (03/10/2024)
	15		Aubin Gateretse vs Austin Peay (03/10/2024)
FREE THROW PERCENTAGE (min 3 made)	1.000	(9-9)	Jalen Blackmon at Charlotte (12/05/2023)
	1.000	(8-8)	Jalen Blackmon vs Kennesaw St. (02/24/2024)
	1.000	(8-8)	Jalen Blackmon vs Eastern Ky. (02/10/2024)
	1.000	(8-8)	Stephan Swenson at UCF (11/26/2023)
	1.000	(7-7)	Jalen Blackmon at Cincinnati (12/22/2023)
	1.000	(7-7)	Jalen Blackmon at Omaha (12/17/2023)
	1.000	(6-6)	Jalen Blackmon at North Florida (03/01/2024)
	1.000	(6-6)	Stephan Swenson vs North Florida (01/04/2024)
	1.000	(6-6)	Stephan Swenson vs Charlotte (12/29/2023)
	1.000	(6-6)	Treyton Thompson at Cincinnati (12/22/2023)
	1.000	(6-6)	Stephan Swenson at Omaha (12/17/2023)
	1.000	(6-6)	Jalen Blackmon at UCF (11/26/2023)
	1.000	(6-6)	Jalen Blackmon vs Milwaukee (N) (11/20/2023)
	1.000	(5-5)	Alec Oglesby at Omaha (12/17/2023)
	1.000	(4-4)	Stephan Swenson vs Queens (NC) (03/05/2024)
	1.000	(4-4)	Alec Oglesby vs Queens (NC) (03/05/2024)
	1.000	(4-4)	Stephan Swenson at North Florida (03/01/2024)
	1.000	(4-4)	Cyncier Harrison vs Kennesaw St. (02/24/2024)
	1.000	(4-4)	Stephan Swenson vs Eastern Ky. (02/10/2024)
1.000	(4-4)	Jalen Blackmon at FGCU (01/20/2024)	
REBOUNDS	17		Aubin Gateretse vs Coastal Ga. (11/29/2023)
	15		Aubin Gateretse vs Trinity Baptist (11/06/2023)
ASSISTS	14		Stephan Swenson at FIU (12/19/2023)
	10		Stephan Swenson vs Austin Peay (01/25/2024)
	10		Stephan Swenson vs Milwaukee (N) (11/20/2023)
STEALS	4		Stephan Swenson vs FGCU (02/17/2024)
	4		Stephan Swenson at Cincinnati (12/22/2023)
	4		Stephan Swenson at UCF (11/26/2023)
BLOCKED SHOTS	4		Treyton Thompson at Queens (NC) (01/12/2024)
	4		Aubin Gateretse at FIU (12/19/2023)
	4		Aubin Gateretse vs Milwaukee (N) (11/20/2023)

2023-24 STETSON MEN'S BASKETBALL PLAYER HIGHS - OPPONENTS

Opponent - Individual Game Highs

POINTS	36		Robert McCray vs Jacksonville (03/07/2024)
	34		Jaylin Sellers at UCF (11/26/2023)
	29		Wesley Cardet vs Chicago St. (01/15/2024)
	29		Dan Skillings Jr. at Cincinnati (12/22/2023)
	28		Sai Witt vs Austin Peay (03/10/2024)
	28		Ben Johnson at Bellarmine (02/07/2024)
FIELD GOALS MADE	12		Sai Witt vs Austin Peay (03/10/2024)
	12		Jaylin Sellers at UCF (11/26/2023)
FIELD GOAL ATTEMPTS	22		Ben Johnson at Bellarmine (02/07/2024)
	19		Sai Witt vs Austin Peay (03/10/2024)
	19		Demarcus Sharp vs Austin Peay (01/25/2024)
FIELD GOAL PERCENTAGE (min 5 made)	.889	(8-9)	Demond Robinson at Kennesaw St. (01/10/2024)
	.875	(7-8)	Nick Davis at Omaha (12/17/2023)
3 PT FG MADE	6		Chaz Lanier at North Florida (03/01/2024)
	6		Ben Johnson at Bellarmine (02/07/2024)
	6		Ja'Monta Black vs Austin Peay (01/25/2024)
	6		BJ Freeman vs Milwaukee (N) (11/20/2023)
3 PT FG ATTEMPTS	15		Ben Johnson at Bellarmine (02/07/2024)
	12		BJ Freeman vs Milwaukee (N) (11/20/2023)
3 PT FG PERCENTAGE (min 2 made)	1.000	(3-3)	Robert Braswell at Charlotte (12/05/2023)
	1.000	(2-2)	Demond Robinson at Kennesaw St. (01/10/2024)
	1.000	(2-2)	Dean Reiber at Charlotte (12/05/2023)
	1.000	(2-2)	Nick Jiles vs Coastal Ga. (11/29/2023)
	1.000	(2-2)	Jalen Hill at UNLV (11/11/2023)
FREE THROWS MADE	15		Wesley Cardet vs Chicago St. (01/15/2024)
	10		Biko Johnson at Omaha (12/17/2023)
FREE THROW ATTEMPTS	17		Wesley Cardet vs Chicago St. (01/15/2024)
	12		Bryce Workman vs Jacksonville (03/07/2024)
FREE THROW PERCENTAGE (min 3 made)	1.000	(10-10)	Biko Johnson at Omaha (12/17/2023)
	1.000	(7-7)	Jaylin Sellers at UCF (11/26/2023)
	1.000	(6-6)	Isaac Haney vs Austin Peay (03/10/2024)
	1.000	(6-6)	Frankie Fidler at Omaha (12/17/2023)
	1.000	(6-6)	Darius Johnson at UCF (11/26/2023)
	1.000	(5-5)	Deyton Albury vs Queens (NC) (02/22/2024)
	1.000	(5-5)	Igor Milicic Jr. vs Charlotte (12/29/2023)
	1.000	(4-4)	Dezi Jones vs Austin Peay (03/10/2024)
	1.000	(4-4)	DeeJuan Pruitt vs Jacksonville (03/07/2024)
	1.000	(4-4)	Quincy Ademokoya vs Kennesaw St. (02/24/2024)
	1.000	(4-4)	Jacari Lane at North Ala. (02/01/2024)
	1.000	(4-4)	Dezi Jones vs Austin Peay (01/25/2024)
	1.000	(4-4)	Stephon Payne III vs Jacksonville (01/06/2024)
	1.000	(4-4)	Robert Braswell at Charlotte (12/05/2023)
	1.000	(3-3)	AJ McKee at Queens (NC) (01/12/2024)
	1.000	(3-3)	Dishon Jackson vs Charlotte (12/29/2023)
	1.000	(3-3)	Javaunte Hawkins at FIU (12/19/2023)
	1.000	(3-3)	Dishon Jackson at Charlotte (12/05/2023)
	1.000	(3-3)	Shemarri Allen at UCF (11/26/2023)
	1.000	(3-3)	Terrance Arceneaux at Houston (11/13/2023)
REBOUNDS	14		Bryce Workman vs Jacksonville (03/07/2024)
	13		Jalen Hill at UNLV (11/11/2023)
ASSISTS	11		Dezi Jones vs Austin Peay (03/10/2024)
	9		Dedan Thomas Jr. at UNLV (11/11/2023)

2023-24 STETSON MEN'S BASKETBALL PLAYER HIGHS - OPPONENTS

Opponent - Individual Game Highs

STEALS	5	Jamal Shead at Houston (11/13/2023)
	3	Bryce Workman vs Jacksonville (03/07/2024)
	3	Michael Moreno vs Eastern Ky. (02/10/2024)
	3	Joe Anderson vs Lipscomb (01/27/2024)
	3	Isaiah Thompson at FGCU (01/20/2024)
	3	Jaxon Pollard at Queens (NC) (01/12/2024)
	3	Stephon Payne III vs Jacksonville (01/06/2024)
	3	Igor Milicic Jr. at Charlotte (12/05/2023)
	3	Markeith Browning II vs Milwaukee (N) (11/20/2023)
	3	Terrance Arceneaux at Houston (11/13/2023)
BLOCKED SHOTS	4	Isaiah Cozart vs Eastern Ky. (02/10/2024)
	3	Rongie Gordon at Kennesaw St. (01/10/2024)
	3	Marquel Sutton at Omaha (12/17/2023)
TURNOVERS	5	Robert McCray at Jacksonville (02/28/2024)
	5	Frankquon Sherman vs Kennesaw St. (02/24/2024)
	5	Terrell Burden vs Kennesaw St. (02/24/2024)
	5	Deyton Albury vs Queens (NC) (02/22/2024)
	5	Biko Johnson at Omaha (12/17/2023)
	5	Fabian de los Rios vs Johnson (FL) (12/10/2023)
	5	Keith Wilson vs Johnson (FL) (12/10/2023)
FOULS	5	Dezi Jones vs Austin Peay (03/10/2024)
	5	Zach Bell vs Jacksonville (03/07/2024)
	5	Marcus Niblack vs Jacksonville (03/07/2024)
	5	Jake van der Heijden at North Florida (03/01/2024)
	5	Sai Witt vs Austin Peay (01/25/2024)
	5	Noble Crawford vs Chicago St. (01/15/2024)
	5	DeeJuan Pruitt vs Jacksonville (01/06/2024)
	5	Nik Graves vs Charlotte (12/29/2023)
5	Brent Davis at Chicago St. (12/03/2023)	

2023-24 STETSON MEN'S BASKETBALL CATEGORY LEADERS

Points

##	Player	G	Pts	Pts/G
5	Blackmon, Jalen	34	730	21.5
30	Swenson, Stephan	34	468	13.8
21	Gateretse, Aubin	34	401	11.8
0	Oglesby, Alec	33	359	10.9
42	Thompson, Treyton	34	152	4.5
1	Gross, Tristan	34	137	4.0
11	Smith, Josh	14	117	8.4
23	Harrison, Cyncier	23	85	3.7
3	Valdez, GianCarlo	20	45	2.3
13	Doyle, Alex	26	34	1.3
25	Lewis, Naeem	19	32	1.7
24	Sheridan, Finley	15	30	2.0
14	Huxtable, Jackson	5	15	3.0
2	Kanno, Bruce	11	14	1.3
4	Jones, Isaac	8	10	1.3
33	Babusiak, Landen	3	6	2.0

Scoring Average

##	Player	G	Pts	Pts/G
5	Blackmon, Jalen	34	730	21.5
30	Swenson, Stephan	34	468	13.8
21	Gateretse, Aubin	34	401	11.8
0	Oglesby, Alec	33	359	10.9
11	Smith, Josh	14	117	8.4
42	Thompson, Treyton	34	152	4.5
1	Gross, Tristan	34	137	4.0
23	Harrison, Cyncier	23	85	3.7
14	Huxtable, Jackson	5	15	3.0
3	Valdez, GianCarlo	20	45	2.3
24	Sheridan, Finley	15	30	2.0
33	Babusiak, Landen	3	6	2.0
25	Lewis, Naeem	19	32	1.7
13	Doyle, Alex	26	34	1.3
2	Kanno, Bruce	11	14	1.3
4	Jones, Isaac	8	10	1.3

Field Goal Percentage

##	Player	FG	Att	Pct
21	Gateretse, Aubin	161	222	.725
24	Sheridan, Finley	13	21	.619
25	Lewis, Naeem	12	20	.600
11	Smith, Josh	44	79	.557
2	Kanno, Bruce	7	13	.538
42	Thompson, Treyton	61	114	.535
14	Huxtable, Jackson	6	12	.500
3	Valdez, GianCarlo	13	26	.500
33	Babusiak, Landen	3	6	.500
5	Blackmon, Jalen	240	553	.434
0	Oglesby, Alec	118	276	.428
1	Gross, Tristan	49	116	.422
30	Swenson, Stephan	167	409	.408
23	Harrison, Cyncier	24	72	.333
4	Jones, Isaac	3	11	.273
13	Doyle, Alex	12	48	.250

Field Goal Attempts

##	Player	G	Att	Att/G
5	Blackmon, Jalen	34	553	16.3
30	Swenson, Stephan	34	409	12.0
0	Oglesby, Alec	33	276	8.4
21	Gateretse, Aubin	34	222	6.5
1	Gross, Tristan	34	116	3.4

Field Goals Made

##	Player	G	Made	Made/G
5	Blackmon, Jalen	34	240	7.1
30	Swenson, Stephan	34	167	4.9
21	Gateretse, Aubin	34	161	4.7
0	Oglesby, Alec	33	118	3.6
42	Thompson, Treyton	34	61	1.8

2023-24 STETSON MEN'S BASKETBALL CATEGORY LEADERS

3-Point FG Percentage

##	Player	3FG	Att	Pct
14	Huxtable, Jackson	3	5	.600
21	Gateretse, Aubin	1	2	.500
25	Lewis, Naem	4	8	.500
0	Oglesby, Alec	74	182	.407
4	Jones, Isaac	2	5	.400
5	Blackmon, Jalen	109	280	.389
1	Gross, Tristan	31	81	.383
3	Valdez, GianCarlo	4	11	.364
42	Thompson, Treyton	13	38	.342
11	Smith, Josh	4	12	.333
30	Swenson, Stephan	46	141	.326
23	Harrison, Cyncier	10	34	.294
24	Sheridan, Finley	2	7	.286
13	Doyle, Alex	7	31	.226

3-Point FG Attempts

##	Player	G	Att	Att/G
5	Blackmon, Jalen	34	280	8.2
0	Oglesby, Alec	33	182	5.5
30	Swenson, Stephan	34	141	4.1
1	Gross, Tristan	34	81	2.4
42	Thompson, Treyton	34	38	1.1

3-Point FG Made

##	Player	G	Made	Made/G
5	Blackmon, Jalen	34	109	3.2
0	Oglesby, Alec	33	74	2.2
30	Swenson, Stephan	34	46	1.4
1	Gross, Tristan	34	31	0.9
42	Thompson, Treyton	34	13	0.4

Free Throw Percentage

##	Player	Made	Att	Pct
4	Jones, Isaac	2	2	1.000
5	Blackmon, Jalen	141	155	.910
23	Harrison, Cyncier	27	31	.871
0	Oglesby, Alec	49	57	.860
30	Swenson, Stephan	88	108	.815
25	Lewis, Naem	4	5	.800
3	Valdez, GianCarlo	15	19	.789
1	Gross, Tristan	8	11	.727
24	Sheridan, Finley	2	3	.667
11	Smith, Josh	25	39	.641
21	Gateretse, Aubin	78	125	.624
13	Doyle, Alex	3	5	.600
42	Thompson, Treyton	17	34	.500

Free Throw Attempts

##	Player	G	Att	Att/G
5	Blackmon, Jalen	34	155	4.6
21	Gateretse, Aubin	34	125	3.7
30	Swenson, Stephan	34	108	3.2
0	Oglesby, Alec	33	57	1.7
11	Smith, Josh	14	39	2.8

Free Throws Made

##	Player	G	Made	Made/G
5	Blackmon, Jalen	34	141	4.1
30	Swenson, Stephan	34	88	2.6
21	Gateretse, Aubin	34	78	2.3
0	Oglesby, Alec	33	49	1.5
23	Harrison, Cyncier	23	27	1.2

Rebounds

##	Player	G	Reb	Reb/G
21	Gateretse, Aubin	34	259	7.6
30	Swenson, Stephan	34	159	4.7
0	Oglesby, Alec	33	148	4.5
42	Thompson, Treyton	34	136	4.0
5	Blackmon, Jalen	34	92	2.7

Assists

##	Player	G	Ast	Ast/G
30	Swenson, Stephan	34	201	5.9
5	Blackmon, Jalen	34	62	1.8
0	Oglesby, Alec	33	42	1.3
21	Gateretse, Aubin	34	28	0.8
42	Thompson, Treyton	34	23	0.7

2023-24 STETSON MEN'S BASKETBALL CATEGORY LEADERS

Rebounds Average

##	Player	G	Reb	Reb/G
21	Gateretse, Aubin	34	259	7.6
11	Smith, Josh	14	80	5.7
30	Swenson, Stephan	34	159	4.7
0	Oglesby, Alec	33	148	4.5
42	Thompson, Treyton	34	136	4.0

Steals

##	Player	G	Stl	Stl/G
30	Swenson, Stephan	34	53	1.6
5	Blackmon, Jalen	34	28	0.8
0	Oglesby, Alec	33	19	0.6
21	Gateretse, Aubin	34	15	0.4
23	Harrison, Cyncier	23	14	0.6

Offensive Rebounds

##	Player	G	OReb	OReb/G
21	Gateretse, Aubin	34	102	3.0
42	Thompson, Treyton	34	42	1.2
0	Oglesby, Alec	33	27	0.8
30	Swenson, Stephan	34	26	0.8
5	Blackmon, Jalen	34	21	0.6

Blocked Shots

##	Player	G	Blk	Blk/G
21	Gateretse, Aubin	34	51	1.5
42	Thompson, Treyton	34	18	0.5
0	Oglesby, Alec	33	9	0.3
11	Smith, Josh	14	6	0.4
13	Doyle, Alex	26	6	0.2

Defensive Rebounds

##	Player	G	DReb	DReb/G
21	Gateretse, Aubin	34	157	4.6
30	Swenson, Stephan	34	133	3.9
0	Oglesby, Alec	33	121	3.7
42	Thompson, Treyton	34	94	2.8
5	Blackmon, Jalen	34	71	2.1

Minutes

##	Player	G	Min	Min/G
5	Blackmon, Jalen	34	1179	34:41
30	Swenson, Stephan	34	1130	33:15
0	Oglesby, Alec	33	1116	33:49
21	Gateretse, Aubin	34	825	24:15
1	Gross, Tristan	34	656	19:17

Fouls

##	Player	G	PF	PF/G
21	Gateretse, Aubin	34	109	3.2
30	Swenson, Stephan	34	74	2.2
0	Oglesby, Alec	33	68	2.1
42	Thompson, Treyton	34	51	1.5
1	Gross, Tristan	34	46	1.4

Turnovers

##	Player	G	TO	TO/G
30	Swenson, Stephan	34	89	2.6
5	Blackmon, Jalen	34	63	1.9
21	Gateretse, Aubin	34	59	1.7
0	Oglesby, Alec	33	32	1.0
42	Thompson, Treyton	34	26	0.8

Foul Outs

##	Player	G	FO
21	Gateretse, Aubin	34	4
30	Swenson, Stephan	34	2
0	Oglesby, Alec	33	2
3	Valdez, GianCarlo	20	1



#0 - ALEC OGELSBY

Guard · 6-5 · Sr. · Gainesville, Fla. · Cleveland State, UNC Wilmington · The Rock School

NOTES

- Has played in 33 games, making 33 starts
- Career High 22 points against FIU
- Grabbed a season high 8 rebounds against UNLV, Milwaukee, and FIU
- Went 6-9 from beyond the arc against FIU
- 8th all time in 3pt Field goal percentage in program history
- 10th for most 3pt field goal attempts in a season in program history

CAREER STATISTICS / CAREER HIGHS

OGLESBY, Alec

SEASON	TEAM	GP-GS	MIN/AVG	Field Goals		3-Point		F-Throws		Rebounds				Scoring						
				FG-FGA	FG%	3FG-3FGA	3FG%	FT-FTA	FT%	OFF	DEF	TOT	AVG	PF-FO	A	TO	BLK	STL	PTS	AVG
2020-21	CSU	27-2	429/15.9	37-94	.394	26-60	.433	17-21	.810	5	29	34	1.3	45-1	13	14	1	11	117	4.3
2021-22	UNCW	6-2	72/12.1	7-30	.233	6-27	.222	2-3	.667	0	3	3	0.5	8-0	0	4	1	5	22	3.7
2022-23	Stet	31-5	568/18.3	54-138	.391	33-83	.398	30-36	.833	21	36	57	1.8	38-0	25	18	2	9	171	5.5
2023-24	Stet	33-33	1116/33.8	118-276	.428	74-182	.407	49-57	.860	27	121	148	4.5	68-2	42	32	9	19	359	10.9
TOTAL FOR Stet		64-38	1684/26.3	172-414	.415	107-265	.404	79-93	.849	48	157	205	3.2	106-2	67	50	11	28	530	8.3
TOTAL		97-42	2185/22.5	216-538	.401	139-352	.395	98-117	.838	53	189	242	2.5	159-3	80	68	13	44	669	6.9

Single Game Highs

Statistic	Value	
Points	22	at FIU 12/19/23
Rebounds	9	at Bellarmine 02/07/24
Assists	4	vs Milwaukee 03/19/23
Steals	2	10 times
Blocks	2	vs Johnson (FL) 11/29/22
FG Made	7	4 times
FG Attempts	15	at Kennesaw St. 01/10/24
3FG Made	6	at FIU 12/19/23
3FG Attempts	11	at Kennesaw St. 01/10/24, vs FGCU 02/17/24
FT Made	6	vs Jacksonville St. 01/21/23
FT Attempts	6	vs Jacksonville St. 01/21/23, at Cincinnati 12/22/23

#0 - ALEC OGELSBY

Guard · 6-5 · Sr. · Gainesville, Fla. · Cleveland State, UNC Wilmington · The Rock School

2023-24 GAME-BY-GAME STATISTICS

#0 OGLESBY, Alec

Opponent	Date	GS	MIN	Total		3-Pointers		Free throws		Rebounds				PF	A	TO	BLK	STL	PTS	AVG
				FG-FGA	PCT	3FG-3FGA	PCT	FT-FTA	PCT	OFF	DEF	TOT	AVG							
Trinity Baptist	11/06/2023	*	19:56	5-11	.455	3-7	.429	2-2	1.000	3	4	7	7.0	3	3	1	1	1	15	15.0
at UNLV	11/11/2023	*	31:51	2-8	.250	2-6	.333	0-0	.000	1	7	8	7.5	3	1	2	0	0	6	10.5
at Houston	11/13/2023	*	27:58	3-5	.600	3-4	.750	2-2	1.000	0	3	3	6.0	2	2	2	0	0	11	10.7
vs Milwaukee	11/20/2023	*	35:34	3-8	.375	1-4	.250	0-0	.000	1	7	8	6.5	1	3	1	0	1	7	9.8
vs Central Mich.	11/21/2023	*	35:45	5-11	.455	4-8	.500	0-0	.000	3	3	6	6.4	1	2	1	0	0	14	10.6
at UCF	11/26/2023	*	27:02	1-6	.167	0-3	.000	1-1	1.000	0	2	2	5.7	5	0	3	0	1	3	9.3
at Chicago St.	12/03/2023	*	28:30	1-5	.200	0-4	.000	3-4	.750	0	1	1	5.0	3	1	1	1	0	5	8.7
at Charlotte	12/05/2023	*	24:54	1-3	.333	0-2	.000	0-0	.000	0	2	2	4.6	0	0	2	0	1	2	7.9
Johnson (FL)	12/10/2023	*	17:42	3-7	.429	2-5	.400	2-2	1.000	1	3	4	4.6	0	3	0	0	0	10	8.1
at Omaha	12/17/2023	*	34:59	5-10	.500	3-7	.429	5-5	1.000	2	3	5	4.6	2	2	0	0	0	18	9.1
at FIU	12/19/2023	*	36:11	7-12	.583	6-9	.667	2-2	1.000	1	7	8	4.9	2	2	1	0	1	22	10.3
at Cincinnati	12/22/2023	*	37:19	3-8	.375	1-4	.250	5-6	.833	0	2	2	4.7	3	0	1	0	0	12	10.4
Charlotte	12/29/2023	*	29:36	7-11	.636	3-7	.429	0-0	.000	0	2	2	4.5	3	1	1	0	0	17	10.9
North Florida	01/04/2024	*	36:41	5-11	.455	3-5	.600	0-0	.000	0	0	0	4.1	1	1	0	0	0	13	11.1
Jacksonville	01/06/2024	*	37:00	7-13	.538	5-8	.625	2-2	1.000	1	6	7	4.3	2	1	2	0	2	21	11.7
at Kennesaw St.	01/10/2024	*	36:58	3-15	.200	3-11	.273	0-0	.000	1	3	4	4.3	3	0	1	0	1	9	11.6
at Queens (NC)	01/12/2024	*	32:27	2-3	.667	2-3	.667	2-2	1.000	0	3	3	4.2	1	2	0	0	0	8	11.4
Chicago St.	01/15/2024	*	38:23	6-10	.600	5-8	.625	0-0	.000	0	2	2	4.1	4	0	1	1	0	17	11.7
at FGCU	01/20/2024	*	32:49	5-12	.417	1-6	.167	0-0	.000	2	4	6	4.2	1	1	2	1	0	11	11.6
Austin Peay	01/25/2024	*	36:34	7-11	.636	4-8	.500	0-2	.000	2	5	7	4.4	2	1	0	1	1	18	12.0
Lipscomb	01/27/2024	*	36:06	5-10	.500	2-5	.400	2-3	.667	0	5	5	4.4	0	1	3	0	1	14	12.0
at North Ala.	02/01/2024	*	34:28	3-9	.333	2-6	.333	0-0	.000	1	4	5	4.4	4	2	0	0	0	8	11.9
at Central Ark.	02/03/2024	*	42:01	3-9	.333	1-5	.200	0-0	.000	0	7	7	4.5	1	0	2	0	2	7	11.7
at Bellarmine	02/07/2024	*	40:00	2-6	.333	1-4	.250	3-5	.600	0	9	9	4.7	0	1	0	0	0	8	11.5
Eastern Ky.	02/10/2024	*	35:22	2-6	.333	0-2	.000	2-2	1.000	1	1	2	4.6	3	0	0	1	1	6	11.3
FGCU	02/17/2024	*	40:00	2-11	.182	2-11	.182	2-2	1.000	2	2	4	4.6	0	1	0	0	0	8	11.2
Queens (NC)	02/22/2024	*	35:38	4-8	.500	3-5	.600	1-2	.500	0	5	5	4.6	1	0	2	1	1	12	11.2
Kennesaw St.	02/24/2024	*	30:45	2-8	.250	2-6	.333	0-0	.000	1	1	2	4.5	1	2	0	0	1	6	11.0
at Jacksonville	02/28/2024	*	39:07	6-7	.857	4-5	.800	2-2	1.000	0	4	4	4.5	2	3	1	1	1	18	11.2
at North Florida	03/01/2024	*	38:27	2-7	.286	1-3	.333	3-3	1.000	1	4	5	4.5	3	0	0	1	2	8	11.1
Queens (NC)	03/05/2024	*	37:35	1-7	.143	1-5	.200	4-4	1.000	0	6	6	4.5	2	3	0	0	1	7	11.0
Jacksonville	03/07/2024	*	31:23	2-3	.667	2-3	.667	2-2	1.000	2	2	4	4.5	4	2	1	0	0	8	10.9
Austin Peay	03/10/2024	*	36:59	3-5	.600	2-3	.667	2-2	1.000	1	2	3	4.5	5	1	1	0	0	10	10.9
Totals		33	1116:00	118-276	.428	74-182	.407	49-57	.860	27	121	148	4.5	68	42	32	9	19	359	10.9

Player Averages

Games Played	Minutes/game	Points/game	FG Pct	3FG Pct	FT Pct	Rebounds/game	Assists/game	Turnovers/game	Assist/Turnover ratio	Steals/game	Blocks/game
33	33.8	10.9	42.8	40.7	86.0	4.5	1.3	1.0	1.3	0.6	0.3



#1 - TRISTAN GROSS

Guard · 6-6 · Fr. · St. Petersburg, Fla. · St. Petersburg High School

NOTES

- Has appeared in all 34 games, making 13 starts
- Career High 14 points against Jacksonville in the ASUN Semifinals game
- Grabbed career high 6 rebounds against Johnson (FL)
- During the ASUN tournament Gross shot 70.5% from the field, and 66.7% from three

CAREER STATISTICS / CAREER HIGHS

GROSS, Tristan

SEASON	TEAM	GP-GS	MIN/AVG	Field Goals		3-Point		F-Throws		Rebounds				Scoring						
				FG-FGA	FG%	3FG-3FGA	3FG%	FT-FTA	FT%	OFF	DEF	TOT	AVG	PF-FO	A	TO	BLK	STL	PTS	AVG
2023-24	Stet	34-13	656/19.3	49-116	.422	31-81	.383	8-11	.727	15	49	64	1.9	46-0	23	18	2	13	137	4.0
TOTAL		34-13	656/19.3	49-116	.422	31-81	.383	8-11	.727	15	49	64	1.9	46-0	23	18	2	13	137	4.0

Single Game Highs

Statistic	Value	
Points	14	vs Jacksonville 03/07/24
Rebounds	6	vs Johnson (FL) 12/10/23
Assists	3	vs Milwaukee 11/20/23, at Omaha 12/17/23
Steals	2	vs Milwaukee 11/20/23, vs Austin Peay 03/10/24
Blocks	1	at UNLV 11/11/23, vs Kennesaw St. 02/24/24
FG Made	5	vs Austin Peay 01/25/24, vs Jacksonville 03/07/24
FG Attempts	10	vs Milwaukee 11/20/23
3FG Made	4	vs Jacksonville 03/07/24
3FG Attempts	8	vs Milwaukee 11/20/23
FT Made	2	4 times
FT Attempts	3	at North Florida 03/01/24

#1 - TRISTAN GROSS

Guard · 6-6 · Fr · St. Petersburg, Fla. · St. Petersburg High School


2023-24 GAME-BY-GAME STATISTICS

#1 GROSS, Tristan

Opponent	Date	GS	MIN	Total		3-Pointers		Free throws		Rebounds				PF	A	TO	BLK	STL	PTS	AVG
				FG-FGA	PCT	3FG-3FGA	PCT	FT-FTA	PCT	OFF	DEF	TOT	AVG							
Trinity Baptist	11/06/2023		15:12	2-5	.400	1-4	.250	0-0	.000	1	0	1	1.0	0	1	0	0	1	5	5.0
at UNLV	11/11/2023		17:42	1-3	.333	1-3	.333	0-0	.000	0	2	2	1.5	0	0	0	1	0	3	4.0
at Houston	11/13/2023		24:09	3-5	.600	3-4	.750	0-0	.000	0	2	2	1.7	0	1	0	0	1	9	5.7
vs Milwaukee	11/20/2023		32:28	4-10	.400	3-8	.375	0-0	.000	3	2	5	2.5	3	3	1	0	2	11	7.0
vs Central Mich.	11/21/2023		21:29	1-4	.250	0-2	.000	0-0	.000	0	3	3	2.6	2	0	0	0	0	2	6.0
at UCF	11/26/2023		18:37	2-4	.500	2-3	.667	0-0	.000	0	0	0	2.2	1	0	2	0	0	6	6.0
Coastal Ga.	11/29/2023	*	20:01	2-7	.286	2-6	.333	0-0	.000	0	3	3	2.3	1	1	0	0	1	6	6.0
at Chicago St.	12/03/2023		22:17	2-4	.500	0-2	.000	0-0	.000	0	2	2	2.3	1	0	1	0	0	4	5.8
at Charlotte	12/05/2023		11:15	0-2	.000	0-0	.000	2-2	1.000	0	1	1	2.1	1	0	0	0	0	2	5.3
Johnson (FL)	12/10/2023	*	13:15	2-3	.667	2-3	.667	2-2	1.000	1	5	6	2.5	0	1	0	0	0	8	5.6
at Omaha	12/17/2023	*	30:30	2-4	.500	1-2	.500	0-0	.000	1	1	2	2.5	3	3	2	0	1	5	5.5
at FIU	12/19/2023	*	26:30	1-5	.200	1-4	.250	0-0	.000	2	1	3	2.5	2	1	0	0	0	3	5.3
at Cincinnati	12/22/2023	*	20:24	0-2	.000	0-1	.000	0-0	.000	1	1	2	2.5	1	0	0	0	1	0	4.9
Charlotte	12/29/2023	*	19:27	0-2	.000	0-2	.000	0-0	.000	0	0	0	2.3	0	0	0	0	0	0	4.6
North Florida	01/04/2024		14:55	0-1	.000	0-0	.000	0-0	.000	0	2	2	2.3	1	1	0	0	0	0	4.3
Jacksonville	01/06/2024	*	16:24	1-2	.500	1-1	1.000	0-0	.000	0	2	2	2.3	2	2	0	0	1	3	4.2
at Kennesaw St.	01/10/2024		17:57	0-4	.000	0-2	.000	0-0	.000	1	1	2	2.2	1	0	0	0	0	0	3.9
at Queens (NC)	01/12/2024		12:53	0-0	.000	0-0	.000	0-0	.000	0	1	1	2.2	1	0	0	0	1	0	3.7
Chicago St.	01/15/2024		07:13	0-1	.000	0-1	.000	0-0	.000	0	0	0	2.1	1	0	1	0	0	0	3.5
at FGCU	01/20/2024		13:08	1-3	.333	1-3	.333	2-2	1.000	1	0	1	2.0	0	1	0	0	0	5	3.6
Austin Peay	01/25/2024		30:42	5-8	.625	3-6	.500	0-0	.000	0	1	1	2.0	2	1	1	0	0	13	4.0
Lipscomb	01/27/2024		20:44	1-2	.500	1-2	.500	0-0	.000	0	4	4	2.0	1	1	3	0	0	3	4.0
at North Ala.	02/01/2024		14:56	1-1	1.000	0-0	.000	0-0	.000	0	0	0	2.0	1	0	0	0	0	2	3.9
at Central Ark.	02/03/2024		13:52	0-1	.000	0-0	.000	0-0	.000	1	2	3	2.0	1	1	0	0	0	0	3.8
at Bellarmine	02/07/2024		12:11	0-1	.000	0-1	.000	0-0	.000	0	0	0	1.9	1	0	0	0	0	0	3.6
Eastern Ky.	02/10/2024		04:03	0-0	.000	0-0	.000	0-0	.000	0	1	1	1.9	0	0	0	0	0	0	3.5
FGCU	02/17/2024		08:36	1-4	.250	0-3	.000	0-0	.000	0	1	1	1.9	0	0	0	0	0	2	3.4
Queens (NC)	02/22/2024		11:36	3-5	.600	0-2	.000	0-1	.000	2	1	3	1.9	2	1	0	0	0	6	3.5
Kennesaw St.	02/24/2024	*	10:51	0-0	.000	0-0	.000	0-0	.000	0	1	1	1.9	3	0	2	1	0	0	3.4
at Jacksonville	02/28/2024	*	27:40	2-5	.400	1-4	.250	0-0	.000	0	1	1	1.8	4	1	1	0	1	5	3.4
at North Florida	03/01/2024	*	16:11	0-1	.000	0-0	.000	2-3	.667	0	1	1	1.8	3	0	2	0	0	2	3.4
Queens (NC)	03/05/2024	*	33:11	4-6	.667	2-4	.500	0-0	.000	1	3	4	1.9	3	1	0	0	0	10	3.6
Jacksonville	03/07/2024	*	35:23	5-7	.714	4-5	.800	0-1	.000	0	0	0	1.8	3	2	1	0	1	14	3.9
Austin Peay	03/10/2024	*	40:00	3-4	.750	2-3	.667	0-0	.000	0	4	4	1.9	1	0	1	0	2	8	4.0
Totals		13	655:41	49-116	.422	31-81	.383	8-11	.727	15	49	64	1.9	46	23	18	2	13	137	4.0

Player Averages

Games Played	Minutes/game	Points/game	FG Pct	3FG Pct	FT Pct	Rebounds/game	Assists/game	Turnovers/game	Assist/Turnover ratio	Steals/game	Blocks/game
34	19.3	4.0	42.2	38.3	72.7	1.9	0.7	0.5	1.3	0.4	0.1



#2 - BRUCE KANNO

Guard/Forward · 6-6 · So. · Iwate, Japan · Ellsworth Community College

NOTES

- Was on the U19 Japan National Team
- Appeared in 11 games this season
- Fluent in Japanese

CAREER STATISTICS / CAREER HIGHS

KANNO, Bruce

				Field Goals		3-Point		F-Throws		Rebounds				Scoring						
SEASON	TEAM	GP-GS	MIN/AVG	FG-FGA	FG%	3FG-3FGA	3FG%	FT-FTA	FT%	OFF	DEF	TOT	AVG	PF-FO	A	TO	BLK	STL	PTS	AVG
2023-24	Stet	11-0	61/5.6	7-13	.538	0-0	.000	0-2	.000	4	9	13	1.2	10-0	3	2	2	1	14	1.3
TOTAL		11-0	61/5.6	7-13	.538	0-0	.000	0-2	.000	4	9	13	1.2	10-0	3	2	2	1	14	1.3

Single Game Highs

Statistic	Value	
Points	6	vs Johnson (FL) 12/10/23
Rebounds	5	vs Trinity Baptist 11/06/23
Assists	1	vs Trinity Baptist 11/06/23, at Houston 11/13/23, vs Johnson (FL) 12/10/23
Steals	1	at Queens (NC) 01/12/24
Blocks	1	vs Trinity Baptist 11/06/23, vs Johnson (FL) 12/10/23
FG Made	3	vs Johnson (FL) 12/10/23
FG Attempts	4	vs Johnson (FL) 12/10/23
FT Attempts	2	at Houston 11/13/23

#2 - BRUCE KANNO

Guard/Forward · 6-6 · So. · Iwate, Japan · Ellsworth Community College

2023-24 GAME-BY-GAME STATISTICS

#2 KANNO, Bruce

Opponent	Date	GS	MIN	Total		3-Pointers		Free throws		Rebounds				PF	A	TO	BLK	STL	PTS	AVG
				FG-FGA	PCT	3FG-3FGA	PCT	FT-FTA	PCT	OFF	DEF	TOT	AVG							
Trinity Baptist	11/06/2023		10:45	1-2	.500	0-0	.000	0-0	.000	1	4	5	5.0	0	1	1	1	0	2	2.0
at Houston	11/13/2023		03:48	2-2	1.000	0-0	.000	0-2	.000	0	0	0	2.5	1	1	0	0	0	4	3.0
vs Milwaukee	11/20/2023		02:07	0-0	.000	0-0	.000	0-0	.000	0	0	0	1.7	0	0	0	0	0	0	2.0
Coastal Ga.	11/29/2023		06:32	1-2	.500	0-0	.000	0-0	.000	0	1	1	1.5	0	0	0	0	0	2	2.0
at Chicago St.	12/03/2023		02:29	0-0	.000	0-0	.000	0-0	.000	0	0	0	1.2	2	0	0	0	0	0	1.6
Johnson (FL)	12/10/2023		12:13	3-4	.750	0-0	.000	0-0	.000	2	1	3	1.5	3	1	0	1	0	6	2.3
at FIU	12/19/2023		15:38	0-1	.000	0-0	.000	0-0	.000	1	2	3	1.7	2	0	1	0	0	0	2.0
at Cincinnati	12/22/2023		02:57	0-2	.000	0-0	.000	0-0	.000	0	0	0	1.5	1	0	0	0	0	0	1.8
Jacksonville	01/06/2024		01:10	0-0	.000	0-0	.000	0-0	.000	0	0	0	1.3	1	0	0	0	0	0	1.6
at Kennesaw St.	01/10/2024		02:07	0-0	.000	0-0	.000	0-0	.000	0	0	0	1.2	0	0	0	0	0	0	1.4
at Queens (NC)	01/12/2024		01:30	0-0	.000	0-0	.000	0-0	.000	0	1	1	1.2	0	0	0	0	1	0	1.3
Totals		0	61:17	7-13	.538	0-0	.000	0-2	.000	4	9	13	1.2	10	3	2	2	1	14	1.3

Player Averages

Games Played	Minutes/ game	Points/ game	FG Pct	3FG Pct	FT Pct	Rebounds/ game	Assists/ game	Turnovers/ game	Assist/Turnover ratio	Steals/ game	Blocks/ game
11	5.6	1.3	53.8	0.0	0.0	1.2	0.3	0.2	1.5	0.1	0.2



#3 - GIANCARLO VALDEZ

Guard · 6-3 · R-Jr. · Santo Domingo, D.R. · Decatur (Ala.) Heritage Christian Academy

NOTES

- Played 17 minutes against Queens in the ASUN Conference Game hit two threes that helped shift momentum
- His father, Giovanni Valdez, played collegiately at Tennessee Temple before playing on the Dominican National Team

CAREER STATISTICS / CAREER HIGHS

VALDEZ, Giancarlo

SEASON	TEAM	GP-GS	MIN/AVG	Field Goals		3-Point		F-Throws		Rebounds				Scoring						
				FG-FGA	FG%	3FG-3FGA	3FG%	FT-FTA	FT%	OFF	DEF	TOT	AVG	PF-FO	A	TO	BLK	STL	PTS	AVG
2020-21	Stet	24-2	324/13.5	23-67	.343	11-40	.275	8-11	.727	10	34	44	1.8	31-0	39	23	2	5	65	2.7
2021-22	Stet	30-0	380/12.7	31-70	.443	5-30	.167	7-15	.467	1	31	32	1.1	40-0	59	32	2	5	74	2.5
2022-23	Stet	9-0	59/6.5	8-14	.571	3-7	.429	0-0	.000	3	9	12	1.3	1-0	9	4	1	0	19	2.1
2023-24	Stet	20-0	156/7.8	13-26	.500	4-11	.364	15-19	.789	6	18	24	1.2	21-1	16	4	2	3	45	2.3
TOTAL		83-2	919/11.1	75-177	.424	23-88	.261	30-45	.667	20	92	112	1.3	93-1	123	63	7	13	203	2.4

Single Game Highs

Statistic	Value	
Points	14	vs Johnson (FL) 11/29/22
Rebounds	8	vs Bowling Green 03/22/21
Assists	12	vs Eastern Ky. 01/29/22
Steals	2	vs Liberty 01/15/21, vs Carver 12/19/20, at Georgia Tech 11/12/21
Blocks	1	7 times
FG Made	6	vs Johnson (FL) 11/29/22
FG Attempts	9	vs Johnson (FL) 11/29/22
3FG Made	3	vs Liberty 01/15/21, vs Coastal Carolina 03/23/21
3FG Attempts	6	vs Coastal Carolina 03/23/21
FT Made	4	at Florida 12/06/20, at Kennesaw St. 01/10/24
FT Attempts	4	at Florida 12/06/20, vs Coastal Ga. 11/29/23, at Kennesaw St. 01/10/24

#3 - GIANCARLO VALDEZ

Guard · 6-3 · R-Jr. · Santo Domingo, D.R. · Decatur (Ala.) Heritage Christian Academy

2023-24 GAME-BY-GAME STATISTICS

#3 VALDEZ, GianCarlo

Opponent	Date	GS	MIN	Total		3-Pointers		Free throws		Rebounds				PF	A	TO	BLK	STL	PTS	AVG
				FG-FGA	PCT	3FG-3FGA	PCT	FT-FTA	PCT	OFF	DEF	TOT	AVG							
Trinity Baptist	11/06/2023		15:22	3-5	.600	0-2	.000	1-2	.500	1	3	4	4.0	0	4	0	0	0	7	7.0
at UNLV	11/11/2023		02:39	0-0	.000	0-0	.000	0-0	.000	0	0	0	2.0	0	0	0	1	0	0	3.5
at Houston	11/13/2023		13:36	1-4	.250	0-1	.000	1-1	1.000	0	2	2	2.0	1	3	2	0	0	3	3.3
vs Milwaukee	11/20/2023		13:20	1-2	.500	1-1	1.000	0-0	.000	0	0	0	1.5	1	1	0	0	0	3	3.3
vs Central Mich.	11/21/2023		02:19	0-0	.000	0-0	.000	0-0	.000	0	0	0	1.2	1	0	0	0	0	0	2.6
at UCF	11/26/2023		02:15	0-0	.000	0-0	.000	2-2	1.000	0	1	1	1.2	0	1	1	0	0	2	2.5
Coastal Ga.	11/29/2023		10:05	1-2	.500	0-0	.000	3-4	.750	1	2	3	1.4	0	2	1	0	1	5	2.9
at Chicago St.	12/03/2023		09:04	1-1	1.000	0-0	.000	0-1	.000	0	0	0	1.3	2	0	0	0	0	2	2.8
at Charlotte	12/05/2023		09:16	1-1	1.000	1-1	1.000	0-0	.000	0	1	1	1.2	1	1	0	0	0	3	2.8
Johnson (FL)	12/10/2023		11:24	2-3	.667	0-1	.000	2-2	1.000	2	3	5	1.6	1	2	0	0	1	6	3.1
at Omaha	12/17/2023		12:50	1-3	.333	0-1	.000	0-1	.000	1	1	2	1.6	3	0	0	0	1	2	3.0
at FIU	12/19/2023		00:54	0-0	.000	0-0	.000	0-0	.000	0	0	0	1.5	0	0	0	0	0	0	2.8
Jacksonville	01/06/2024		03:12	0-2	.000	0-2	.000	0-0	.000	0	0	0	1.4	1	0	0	0	0	0	2.5
at Kennesaw St.	01/10/2024		02:07	0-0	.000	0-0	.000	4-4	1.000	0	0	0	1.3	0	0	0	0	0	4	2.6
at Queens (NC)	01/12/2024		01:30	0-1	.000	0-0	.000	0-0	.000	0	0	0	1.2	0	0	0	0	0	0	2.5
at FGCU	01/20/2024		01:45	0-0	.000	0-0	.000	0-0	.000	1	1	2	1.3	0	1	0	0	0	0	2.3
at Central Ark.	02/03/2024		04:25	0-0	.000	0-0	.000	0-0	.000	0	0	0	1.2	0	0	0	0	0	0	2.2
Queens (NC)	03/05/2024		17:12	2-2	1.000	2-2	1.000	0-0	.000	0	2	2	1.2	5	0	0	1	0	6	2.4
Jacksonville	03/07/2024		13:15	0-0	.000	0-0	.000	2-2	1.000	0	0	0	1.2	2	1	0	0	0	2	2.4
Austin Peay	03/10/2024		09:22	0-0	.000	0-0	.000	0-0	.000	0	2	2	1.2	3	0	0	0	0	0	2.3
Totals		0	155:52	13-26	.500	4-11	.364	15-19	.789	6	18	24	1.2	21	16	4	2	3	45	2.3

Player Averages

Games Played	Minutes/game	Points/game	FG Pct	3FG Pct	FT Pct	Rebounds/game	Assists/game	Turnovers/game	Assist/Turnover ratio	Steals/game	Blocks/game
20	7.8	2.3	50.0	36.4	78.9	1.2	0.8	0.2	4.0	0.2	0.1



#4 - ISAAC JONES

Guard · 6-1 · Fr. · DeLand, Fla. · Father Lopez Catholic

NOTES

- Son of Stetson head coach Donnie Jones
- Scored his first bucket collegiate bucket against Trinity Baptist

CAREER STATISTICS / CAREER HIGHS

JONES, Isaac

SEASON	TEAM	GP-GS	MIN/AVG	Field Goals		3-Point		F-Throws		Rebounds				Scoring						
				FG-FGA	FG%	3FG-3FGA	3FG%	FT-FTA	FT%	OFF	DEF	TOT	AVG	PF	FO A	TO	BLK	STL	PTS	AVG
2023-24	Stet	8-0	34/4.2	3-11	.273	2-5	.400	2-2	1.000	1	5	6	0.8	1-0	1	2	0	0	10	1.3
TOTAL		8-0	34/4.2	3-11	.273	2-5	.400	2-2	1.000	1	5	6	0.8	1-0	1	2	0	0	10	1.3

Single Game Highs

Statistic	Value	
Points	4	vs Johnson (FL) 12/10/23
Rebounds	4	vs Johnson (FL) 12/10/23
Assists	1	vs Trinity Baptist 11/06/23
FG Made	1	vs Trinity Baptist 11/06/23, vs Coastal Ga. 11/29/23, vs Johnson (FL) 12/10/23
FG Attempts	5	vs Trinity Baptist 11/06/23
3FG Made	1	vs Trinity Baptist 11/06/23, vs Coastal Ga. 11/29/23
3FG Attempts	3	vs Trinity Baptist 11/06/23
FT Made	2	vs Johnson (FL) 12/10/23
FT Attempts	2	vs Johnson (FL) 12/10/23

#4 · ISAAC JONES

Guard · 6-1 · Fr. · DeLand, Fla. · Father Lopez Catholic

2023-24 GAME-BY-GAME STATISTICS

#4 JONES, Isaac

Opponent	Date	GS	MIN	Total		3-Pointers		Free throws		Rebounds				PF	A	TO	BLK	STL	PTS	AVG
				FG-FGA	PCT	3FG-3FGA	PCT	FT-FTA	PCT	OFF	DEF	TOT	AVG							
Trinity Baptist	11/06/2023		08:19	1-5	.200	1-3	.333	0-0	.000	0	2	2	2.0	1	1	1	0	0	3	3.0
Coastal Ga.	11/29/2023		05:47	1-2	.500	1-1	1.000	0-0	.000	0	0	0	1.0	0	0	0	0	0	3	3.0
Johnson (FL)	12/10/2023		12:13	1-4	.250	0-1	.000	2-2	1.000	1	3	4	2.0	0	0	1	0	0	4	3.3
Jacksonville	01/06/2024		02:07	0-0	.000	0-0	.000	0-0	.000	0	0	0	1.5	0	0	0	0	0	0	2.5
at Queens (NC)	01/12/2024		01:01	0-0	.000	0-0	.000	0-0	.000	0	0	0	1.2	0	0	0	0	0	0	2.0
Lipscomb	01/27/2024		02:43	0-0	.000	0-0	.000	0-0	.000	0	0	0	1.0	0	0	0	0	0	0	1.7
at Jacksonville	02/28/2024		00:53	0-0	.000	0-0	.000	0-0	.000	0	0	0	0.9	0	0	0	0	0	0	1.4
at North Florida	03/01/2024		00:42	0-0	.000	0-0	.000	0-0	.000	0	0	0	0.8	0	0	0	0	0	0	1.3
Totals		0	33:45	3-11	.273	2-5	.400	2-2	1.000	1	5	6	0.8	1	1	2	0	0	10	1.3

Player Averages

Games Played	Minutes/game	Points/game	FG Pct	3FG Pct	FT Pct	Rebounds/game	Assists/game	Turnovers/game	Assist/Turnover ratio	Steals/game	Blocks/game
8	4.2	1.3	27.3	40.0	100.0	0.8	0.1	0.3	0.5	0.0	0.0



#5 - JALEN BLACKMON

Guard · 6-3 · Jr. · Marion Ind. · Marion HS/Grand Canyon University

NOTES

- Atlantic Sun Championship Most Valuable Player
- Scored career high 43 points against Austin Peay in ASUN Championship Game
- 43 points was most in ASUN Championship Game History
- 1st Team All-ASUN
- ASUN Player of the Week 12/27 and 3/4
- Hit 1000 career point milestone against North Alabama on 2/1
- Broke school record for most 3-pointers in a season (109)
- Needs 12 points to set the single-season school scoring record
- Top 10 in program history for career- scoring average, 3-pt field goals made, 3-pt field goals attempted, free throw percentage- and for single season- total points (sits 12 points behind most in a season), points per game, field goals made, field goals attempted, 3pt field goals made (most in a season), and free throw percentage
- 22nd in Program History in points scored (1208)

CAREER STATISTICS / CAREER HIGHS

BLACKMON, Jalen

SEASON	TEAM	GP-GS	MIN/AVG	Field Goals		3-Point		F-Throws		Rebounds				Scoring						
				FG-FGA	FG%	3FG-3FGA	3FG%	FT-FTA	FT%	OFF	DEF	TOT	AVG	PF-FO	A	TO	BLK	STL	PTS	AVG
2021-22	GCU	23-0	184/8.0	17-52	.327	14-39	.359	13-15	.867	1	19	20	0.9	9-0	15	12	0	5	61	2.7
2022-23	Stet	31-27	896/28.9	162-391	.414	71-211	.336	83-91	.912	11	60	71	2.3	34-0	53	51	5	18	478	15.4
2023-24	Stet	34-34	1179/34.7	240-553	.434	109-280	.389	141-155	.910	21	71	92	2.7	42-0	62	63	3	28	730	21.5
TOTAL FOR Stet		65-61	2075/31.9	402-944	.426	180-491	.367	224-246	.911	32	131	163	2.5	76-0	115	114	8	46	1208	18.6
TOTAL		88-61	2259/25.7	419-996	.421	194-530	.366	237-261	.908	33	150	183	2.1	85-0	130	126	8	51	1269	14.4

Single Game Highs

Statistic	Value	
Points	43	vs Austin Peay 03/10/24
Rebounds	8	vs Lipscomb 02/28/23
Assists	4	6 times
Steals	3	vs Johnson (FL) 11/29/22, at North Ala. 01/07/23, at Omaha 12/17/23
Blocks	1	8 times
FG Made	14	vs Charlotte 12/29/23
FG Attempts	25	vs Milwaukee 03/19/23, vs Charlotte 12/29/23
3FG Made	8	at Bellarmine 02/07/24
3FG Attempts	14	at Bellarmine 02/07/24
FT Made	14	vs Austin Peay 03/10/24
FT Attempts	17	vs Austin Peay 03/10/24

#5 - JALEN BLACKMON

Guard · 6-3 · Jr. · Marion Ind. · Marion HS/Grand Canyon University

2023-24 GAME-BY-GAME STATISTICS

#5 BLACKMON, Jalen

Opponent	Date	GS	MIN	Total		3-Pointers		Free throws		Rebounds				PF	A	TO	BLK	STL	PTS	AVG	
				FG-FGA	PCT	3FG-3FGA	PCT	FT-FTA	PCT	OFF	DEF	TOT	AVG								
Trinity Baptist	11/06/2023	*	20:20	7-11	.636	4-7	.571	3-3	1.000	1	1	2	2.0	1	0	2	0	2	21	21.0	
at UNLV	11/11/2023	*	37:05	7-20	.350	2-10	.200	2-3	.667	3	1	4	3.0	1	2	2	0	0	18	19.5	
at Houston	11/13/2023	*	36:02	4-13	.308	3-7	.429	0-0	.000	1	1	2	2.7	0	1	1	0	0	11	16.7	
vs Milwaukee	11/20/2023	*	33:34	6-15	.400	4-7	.571	6-6	1.000	2	2	4	3.0	1	4	3	0	2	22	18.0	
vs Central Mich.	11/21/2023	*	37:41	7-13	.538	3-5	.600	3-4	.750	1	3	4	3.2	1	3	2	0	0	20	18.4	
at UCF	11/26/2023	*	37:23	7-13	.538	6-9	.667	6-6	1.000	1	3	4	3.3	1	1	3	1	0	26	19.7	
Coastal Ga.	11/29/2023	*	31:18	11-20	.550	6-12	.500	4-4	1.000	1	0	1	3.0	0	4	0	0	2	32	21.4	
at Chicago St.	12/03/2023	*	33:54	7-17	.412	2-10	.200	1-1	1.000	2	1	3	3.0	2	0	4	0	1	17	20.9	
at Charlotte	12/05/2023	*	34:09	8-15	.533	3-6	.500	9-9	1.000	0	1	1	2.8	1	0	1	0	0	28	21.7	
Johnson (FL)	12/10/2023	*	20:18	7-12	.583	6-10	.600	2-2	1.000	0	2	2	2.7	1	2	1	0	1	22	21.7	
at Omaha	12/17/2023	*	37:36	8-16	.500	3-5	.600	7-7	1.000	1	0	1	2.5	4	2	2	0	3	26	22.1	
at FIU	12/19/2023	*	37:28	10-22	.455	6-13	.462	2-2	1.000	1	5	6	2.8	1	1	1	1	1	28	22.6	
at Cincinnati	12/22/2023	*	36:41	10-22	.455	5-12	.417	7-7	1.000	0	1	1	2.7	0	2	1	0	0	32	23.3	
Charlotte	12/29/2023	*	36:38	14-25	.560	4-11	.364	2-2	1.000	0	3	3	2.7	0	3	4	0	1	34	24.1	
North Florida	01/04/2024	*	34:12	3-13	.231	0-7	.000	4-4	1.000	1	1	2	2.7	1	1	3	0	2	10	23.1	
Jacksonville	01/06/2024	*	30:32	2-10	.200	1-8	.125	1-1	1.000	0	1	1	2.6	2	4	2	0	0	6	22.1	
at Kennesaw St.	01/10/2024	*	36:56	9-20	.450	3-9	.333	6-9	.667	0	4	4	2.6	3	1	3	1	0	27	22.4	
at Queens (NC)	01/12/2024	*	31:40	8-18	.444	3-8	.375	0-0	.000	0	1	1	2.6	0	0	2	0	1	19	22.2	
Chicago St.	01/15/2024	*	33:08	3-13	.231	1-5	.200	3-4	.750	0	1	1	2.5	0	2	0	0	0	10	21.5	
at FGCU	01/20/2024	*	32:45	5-13	.385	3-5	.600	4-4	1.000	0	3	3	2.5	2	0	3	0	1	17	21.3	
Austin Peay	01/25/2024	*	34:58	3-11	.273	1-7	.143	3-3	1.000	0	4	4	2.6	2	1	1	0	1	10	20.8	
Lipscomb	01/27/2024	*	35:02	6-12	.500	4-8	.500	1-1	1.000	0	7	7	2.8	0	1	2	0	1	17	20.6	
at North Ala.	02/01/2024	*	38:26	6-17	.353	3-9	.333	0-0	.000	0	1	1	2.7	3	2	1	0	1	15	20.3	
at Central Ark.	02/03/2024	*	36:25	9-16	.563	2-8	.250	7-10	.700	0	4	4	2.8	1	2	4	0	2	27	20.6	
at Bellarmine	02/07/2024	*	38:33	9-18	.500	8-14	.571	0-0	.000	1	1	2	2.7	0	2	1	0	0	26	20.8	
Eastern Ky.	02/10/2024	*	30:22	7-19	.368	5-9	.556	8-8	1.000	1	1	2	2.7	3	1	0	0	0	27	21.1	
FGCU	02/17/2024	*	37:09	3-14	.214	0-5	.000	0-0	.000	1	2	3	2.7	2	4	2	0	0	6	20.5	
Queens (NC)	02/22/2024	*	38:12	5-17	.294	2-7	.286	2-2	1.000	0	0	0	2.6	1	1	2	0	0	14	20.3	
Kennesaw St.	02/24/2024	*	38:54	8-18	.444	4-8	.500	8-8	1.000	1	5	6	2.7	2	2	4	0	1	28	20.6	
at Jacksonville	02/28/2024	*	37:34	10-16	.625	6-12	.500	10-11	.909	0	0	0	2.6	1	3	1	0	1	36	21.1	
at North Florida	03/01/2024	*	39:18	8-20	.400	0-5	.000	6-6	1.000	2	3	5	2.7	0	0	1	0	1	22	21.1	
Queens (NC)	03/05/2024	*	34:47	9-20	.450	1-9	.111	2-2	1.000	0	1	1	2.7	2	3	1	0	1	21	21.1	
Jacksonville	03/07/2024	*	36:44	2-12	.167	0-4	.000	8-9	.889	0	2	2	2.6	1	4	1	0	1	12	20.8	
Austin Peay	03/10/2024	*	33:39	12-22	.545	5-9	.556	14-17	.824	0	5	5	2.7	2	3	2	0	1	43	21.5	
Totals			34	1179:23	240-553	.434	109-280	.389	141-155	.910	21	71	92	2.7	42	62	63	3	28	730	21.5

Player Averages

Games Played	Minutes/game	Points/game	FG Pct	3FG Pct	FT Pct	Rebounds/game	Assists/game	Turnovers/game	Assist/Turnover ratio	Steals/game	Blocks/game
34	34.7	21.5	43.4	38.9	91.0	2.7	1.8	1.9	1.0	0.8	0.1



#11 · JOSH SMITH

Forward · 6-9 · Sr. · Monrovia, Ind. · Monrovia HS

NOTES

- Tied his career high of 24 points in win over Eastern Kentucky
- Recorded three double-doubles this season
- ASUN Player of the Week (Feb. 12)
- Joined 500 career rebounds club against Bellarmine on 2/7
- 28th in program history in rebounds

CAREER STATISTICS / CAREER HIGHS

SMITH, Josh

SEASON	TEAM	GP-GS	MIN/AVG	Field Goals		3-Point		F-Throws		Rebounds				Scoring						
				FG-FGA	FG%	3FG-3FGA	3FG%	FT-FTA	FT%	OFF	DEF	TOT	AVG	PF-FO	A	TO	BLK	STL	PTS	AVG
2020-21	Stet	27-9	476/17.6	62-132	.470	17-45	.378	24-43	.558	45	82	127	4.7	44-0	16	19	11	9	165	6.1
2021-22	Stet	22-13	451/20.5	59-129	.457	14-45	.311	24-31	.774	38	83	121	5.5	35-0	21	22	8	10	156	7.1
2022-23	Stet	31-27	657/21.2	119-207	.575	12-47	.255	45-57	.789	60	127	187	6.0	71-1	21	37	27	14	295	9.5
2023-24	Stet	14-11	315/22.5	44-79	.557	4-12	.333	25-39	.641	19	61	80	5.7	12-0	11	11	6	6	117	8.4
TOTAL		94-60	1898/20.2	284-547	.519	47-149	.315	118-170	.694	162	353	515	5.5	162-1	69	89	52	39	733	7.8

Single Game Highs

Statistic	Value	
Points	24	at Bellarmine 01/23/21, at Miami (OH) 11/17/21, vs Eastern Ky. 02/10/24
Rebounds	13	at Lipscomb 12/30/22, at North Ala. 01/07/23
Assists	4	vs Bellarmine 03/04/21, at Queens (NC) 01/12/24
Steals	2	6 times
Blocks	4	vs Rider 11/18/22, at Bellarmine 01/12/23
FG Made	10	vs Eastern Ky. 02/10/24
FG Attempts	15	at Miami (OH) 11/17/21, at Lipscomb 12/30/22
3FG Made	4	at Bellarmine 01/23/21, at Miami (OH) 11/17/21
3FG Attempts	9	at Miami (OH) 11/17/21
FT Made	6	at Miami (OH) 11/17/21
FT Attempts	7	at Central Ark. 02/03/24

#11 · JOSH SMITH

Forward · 6-9 · Sr. · Monrovia, Ind. · Monrovia HS

2023-24 GAME-BY-GAME STATISTICS

#11 SMITH, Josh

Opponent	Date	GS	MIN	Total		3-Pointers		Free throws		Rebounds				PF	A	TO	BLK	STL	PTS	AVG
				FG-FGA	PCT	3FG-3FGA	PCT	FT-FTA	PCT	OFF	DEF	TOT	AVG							
North Florida	01/04/2024		10:55	3-5	.600	0-0	.000	3-4	.750	2	2	4	4.0	0	0	0	1	0	9	9.0
Jacksonville	01/06/2024		16:18	1-1	1.000	0-0	.000	0-0	.000	1	2	3	3.5	4	1	1	0	0	2	5.5
at Kennesaw St.	01/10/2024	*	22:16	3-7	.429	1-3	.333	3-4	.750	1	5	6	4.3	1	0	2	0	0	10	7.0
at Queens (NC)	01/12/2024	*	29:39	4-7	.571	1-2	.500	1-1	1.000	4	6	10	5.8	1	4	2	0	1	10	7.8
Chicago St.	01/15/2024	*	30:47	3-3	1.000	1-1	1.000	1-4	.250	0	4	4	5.4	3	1	2	2	1	8	7.8
at FGCU	01/20/2024	*	27:22	2-6	.333	0-1	.000	1-4	.250	0	6	6	5.5	1	0	2	0	1	5	7.3
Austin Peay	01/25/2024	*	15:03	1-4	.250	0-1	.000	0-2	.000	1	3	4	5.3	0	0	0	0	0	2	6.6
Lipscomb	01/27/2024	*	21:55	3-5	.600	0-0	.000	2-2	1.000	1	2	3	5.0	1	0	0	0	1	8	6.8
at North Ala.	02/01/2024	*	27:34	3-6	.500	0-0	.000	3-4	.750	1	5	6	5.1	1	2	0	1	0	9	7.0
at Central Ark.	02/03/2024	*	33:49	2-7	.286	0-1	.000	5-7	.714	2	7	9	5.5	0	0	0	2	1	9	7.2
at Bellarmine	02/07/2024	*	32:36	8-12	.667	1-2	.500	2-2	1.000	2	9	11	6.0	0	2	1	0	1	19	8.3
Eastern Ky.	02/10/2024	*	37:41	10-14	.714	0-0	.000	4-5	.800	4	7	11	6.4	0	1	1	0	0	24	9.6
FGCU	02/17/2024	*	07:32	1-2	.500	0-1	.000	0-0	.000	0	3	3	6.2	0	0	0	0	0	2	9.0
at Jacksonville	02/28/2024		01:05	0-0	.000	0-0	.000	0-0	.000	0	0	0	5.7	0	0	0	0	0	0	8.4
Totals		11	314:33	44-79	.557	4-12	.333	25-39	.641	19	61	80	5.7	12	11	11	6	6	117	8.4

Player Averages

Games Played	Minutes/game	Points/game	FG Pct	3FG Pct	FT Pct	Rebounds/game	Assists/game	Turnovers/game	Assist/Turnover ratio	Steals/game	Blocks/game
14	22.5	8.4	55.7	33.3	64.1	5.7	0.8	0.8	1.0	0.4	0.4



#13 · ALEX DOYLE

Forward · 6-9 · Fr. · Angers, France · DME Academy

NOTES

- Career high 9 points against UCF, including the go-ahead 3-pointer
- Career high 4 rebounds against Charlotte and Queens

CAREER STATISTICS / CAREER HIGHS

DOYLE, Alex

				Field Goals		3-Point		F-Throws		Rebounds				Scoring						
SEASON	TEAM	GP-GS	MIN/AVG	FG-FGA	FG%	3FG-3FGA	3FG%	FT-FTA	FT%	OFF	DEF	TOT	AVG	PF-FO	A	TO	BLK	STL	PTS	AVG
2023-24	Stet	26-0	255/9.8	12-48	.250	7-31	.226	3-5	.600	6	31	37	1.4	29-0	12	5	6	4	34	1.3
TOTAL		26-0	255/9.8	12-48	.250	7-31	.226	3-5	.600	6	31	37	1.4	29-0	12	5	6	4	34	1.3

Single Game Highs

Statistic	Value	
Points	9	at UCF 11/26/23
Rebounds	4	vs Charlotte 12/29/23, vs Queens (NC) 02/22/24
Assists	2	vs Trinity Baptist 11/06/23, at UCF 11/26/23, vs Johnson (FL) 12/10/23
Steals	1	4 times
Blocks	2	at Cincinnati 12/22/23, at FGCU 01/20/24, vs Kennesaw St. 02/24/24
FG Made	3	at UCF 11/26/23
FG Attempts	6	at UCF 11/26/23, vs Johnson (FL) 12/10/23
3FG Made	3	at UCF 11/26/23
3FG Attempts	6	at UCF 11/26/23
FT Made	2	at Queens (NC) 01/12/24
FT Attempts	2	at Queens (NC) 01/12/24, vs Kennesaw St. 02/24/24

#13 - ALEX DOYLE

Forward · 6-9 · Fr. · Angers, France · DME Academy

2023-24 GAME-BY-GAME STATISTICS

#13 DOYLE, Alex

Opponent	Date	GS	MIN	Total		3-Pointers		Free throws		Rebounds				PF	A	TO	BLK	STL	PTS	AVG
				FG-FGA	PCT	3FG-3FGA	PCT	FT-FTA	PCT	OFF	DEF	TOT	AVG							
Trinity Baptist	11/06/2023		17:03	2-4	.500	0-1	.000	0-0	.000	0	2	2	2.0	1	2	1	0	0	4	4.0
at UNLV	11/11/2023		04:32	0-1	.000	0-0	.000	0-0	.000	1	0	1	1.5	2	0	0	0	0	0	2.0
at Houston	11/13/2023		12:13	0-1	.000	0-0	.000	0-0	.000	0	2	2	1.7	0	0	0	0	0	1.3	
vs Milwaukee	11/20/2023		02:01	0-0	.000	0-0	.000	0-0	.000	0	1	1	1.5	0	0	0	0	0	1.0	
vs Central Mich.	11/21/2023		04:15	1-2	.500	0-1	.000	0-0	.000	0	0	0	1.2	0	0	0	0	0	1.2	
at UCF	11/26/2023		17:58	3-6	.500	3-6	.500	0-0	.000	1	0	1	1.2	0	2	0	0	1	9	2.5
Coastal Ga.	11/29/2023		13:60	1-2	.500	1-2	.500	0-0	.000	0	2	2	1.3	0	0	0	0	0	3	2.6
at Chicago St.	12/03/2023		05:52	0-1	.000	0-1	.000	0-1	.000	0	0	0	1.1	0	0	0	0	0	0	2.3
at Charlotte	12/05/2023		22:51	0-5	.000	0-3	.000	0-0	.000	0	3	3	1.3	2	0	2	0	1	0	2.0
Johnson (FL)	12/10/2023		13:16	1-6	.167	0-4	.000	0-0	.000	0	1	1	1.3	1	2	1	0	1	2	2.0
at Omaha	12/17/2023		06:25	0-1	.000	0-0	.000	0-0	.000	0	1	1	1.3	2	0	0	0	0	0	1.8
at Cincinnati	12/22/2023		18:25	1-3	.333	0-1	.000	0-0	.000	1	1	2	1.3	2	0	0	2	0	2	1.8
Charlotte	12/29/2023		22:21	2-4	.500	2-3	.667	0-0	.000	0	4	4	1.5	3	1	0	0	0	6	2.2
North Florida	01/04/2024		07:57	0-0	.000	0-0	.000	0-0	.000	0	0	0	1.4	2	1	0	0	0	0	2.0
Jacksonville	01/06/2024		08:13	0-0	.000	0-0	.000	0-0	.000	0	2	2	1.5	1	0	0	0	0	0	1.9
at Kennesaw St.	01/10/2024		05:38	0-0	.000	0-0	.000	0-0	.000	0	1	1	1.4	1	0	0	0	1	0	1.8
at Queens (NC)	01/12/2024		08:22	0-2	.000	0-1	.000	2-2	1.000	1	0	1	1.4	3	1	0	0	0	2	1.8
Chicago St.	01/15/2024		06:46	0-1	.000	0-1	.000	0-0	.000	1	1	2	1.4	1	1	0	0	0	0	1.7
at FGCU	01/20/2024		04:57	0-1	.000	0-1	.000	0-0	.000	0	1	1	1.4	0	0	0	2	0	0	1.6
Lipscomb	01/27/2024		03:54	0-0	.000	0-0	.000	0-0	.000	1	1	2	1.5	1	0	0	0	0	0	1.5
FGCU	02/17/2024		05:44	1-2	.500	1-2	.500	0-0	.000	0	0	0	1.4	1	1	0	0	0	3	1.6
Queens (NC)	02/22/2024		07:24	0-1	.000	0-1	.000	0-0	.000	0	4	4	1.5	3	1	0	0	0	0	1.5
Kennesaw St.	02/24/2024		21:07	0-1	.000	0-1	.000	1-2	.500	0	3	3	1.6	3	0	1	2	0	1	1.5
at Jacksonville	02/28/2024		04:49	0-1	.000	0-0	.000	0-0	.000	0	1	1	1.5	0	0	0	0	0	0	1.4
at North Florida	03/01/2024		04:16	0-2	.000	0-1	.000	0-0	.000	0	0	0	1.5	0	0	0	0	0	0	1.4
Jacksonville	03/07/2024		04:37	0-1	.000	0-1	.000	0-0	.000	0	0	0	1.4	0	0	0	0	0	0	1.3
Totals		0	254:56	12-48	.250	7-31	.226	3-5	.600	6	31	37	1.4	29	12	5	6	4	34	1.3

Player Averages

Games Played	Minutes/game	Points/game	FG Pct	3FG Pct	FT Pct	Rebounds/game	Assists/game	Turnovers/game	Assist/Turnover ratio	Steals/game	Blocks/game
26	9.8	1.3	25.0	22.6	60.0	1.4	0.5	0.2	2.4	0.2	0.2



#14 · JACKSON HUXTABLE

Guard/Forward · 6-5 · R-Fr. · Sydney, Australia · Montverde Academy

NOTES

- Went 2-3 from deep against Trinity Baptist
- From Sydney, Australia

CAREER STATISTICS / CAREER HIGHS

HUXTABLE, Jackson

				Field Goals		3-Point		F-Throws		Rebounds				Scoring						
SEASON	TEAM	GP-GS	MIN/AVG	FG-FGA	FG%	3FG-3FGA	3FG%	FT-FTA	FT%	OFF	DEF	TOT	AVG	PF-FO	A	TO	BLK	STL	PTS	AVG
2023-24	Stet	5-0	21/4.2	6-12	.500	3-5	.600	0-1	.000	0	0	0	0.0	1-0	0	0	1	3	15	3.0
TOTAL		5-0	21/4.2	6-12	.500	3-5	.600	0-1	.000	0	0	0	0.0	1-0	0	0	1	3	15	3.0

Single Game Highs

Statistic	Value	
Points	6	vs Trinity Baptist 11/06/23
Steals	2	vs Johnson (FL) 12/10/23
Blocks	1	vs Trinity Baptist 11/06/23
FG Made	2	vs Trinity Baptist 11/06/23, vs Coastal Ga. 11/29/23, vs Johnson (FL) 12/10/23
FG Attempts	5	vs Coastal Ga. 11/29/23
3FG Made	2	vs Trinity Baptist 11/06/23
3FG Attempts	3	vs Trinity Baptist 11/06/23
FT Attempts	1	vs Coastal Ga. 11/29/23

#14 · JASON HUXTABLE

Guard/Forward · 6-5 · R-Fr. · Sydney, Australia · Montverde Academy

2023-24 GAME-BY-GAME STATISTICS

#14 HUXTABLE, Jackson

Opponent	Date	GS	MIN	Total		3-Pointers		Free throws		Rebounds				PF	A	TO	BLK	STL	PTS	AVG
				FG-FGA	PCT	3FG-3FGA	PCT	FT-FTA	PCT	OFF	DEF	TOT	AVG							
Trinity Baptist	11/06/2023		07:39	2-4	.500	2-3	.667	0-0	.000	0	0	0	0.0	1	0	0	1	0	6	6.0
Coastal Ga.	11/29/2023		03:13	2-5	.400	0-1	.000	0-1	.000	0	0	0	0.0	0	0	0	0	1	4	5.0
Johnson (FL)	12/10/2023		07:41	2-3	.667	1-1	1.000	0-0	.000	0	0	0	0.0	0	0	0	0	2	5	5.0
Lipscomb	01/27/2024		01:56	0-0	.000	0-0	.000	0-0	.000	0	0	0	0.0	0	0	0	0	0	0	3.8
at North Florida	03/01/2024		00:42	0-0	.000	0-0	.000	0-0	.000	0	0	0	0.0	0	0	0	0	0	0	3.0
Totals		0	21:11	6-12	.500	3-5	.600	0-1	.000	0	0	0	0.0	1	0	0	1	3	15	3.0

Player Averages

Games Played	Minutes/ game	Points/ game	FG Pct	3FG Pct	FT Pct	Rebounds/ game	Assists/ game	Turnovers/ game	Assist/Turnover ratio	Steals/ game	Blocks/ game
5	4.2	3.0	50.0	60.0	0.0	0.0	0.0	0.0	0.0	0.6	0.2



#21 - AUBIN GATERETSE

Forward · 6-11 · Jr. · Charleroi, Belgium · Calusa Prep School

NOTES

- Atlantic Sun Championship All-Tournament Team
- Averaged 18.7 points and 6.3 rebounds in the ASUN tournament
- Career high 26 points against Milwaukee going 12-13 from the field
- Recorded season high 4 blocks against Milwaukee and FIU
- Grabbed a career high 17 rebounds against Coastal Georgia
- Has eight double-doubles on the season
- 9th in program history in career blocks with 77
- All time single season leader in field goal percentage at .725
- 7th in program history in blocks in a single season with 51

CAREER STATISTICS / CAREER HIGHS

GATERETSE, Aubin

SEASON	TEAM	GP-GS	MIN/AVG	Field Goals		3-Point		F-Throws		Rebounds				Scoring						
				FG-FGA	FG%	3FG-3FGA	3FG%	FT-FTA	FT%	OFF	DEF	TOT	AVG	PF-FO	A	TO	BLK	STL	PTS	AVG
2021-22	Stet	19-0	174/9.1	17-34	.500	0-0	.000	13-24	.542	13	23	36	1.9	27-0	4	20	11	4	47	2.5
2022-23	Stet	29-0	230/7.9	28-51	.549	0-0	.000	13-23	.565	22	34	56	1.9	52-2	9	14	15	6	69	2.4
2023-24	Stet	34-32	825/24.3	161-222	.725	1-2	.500	78-125	.624	102	157	259	7.6	109-4	28	59	51	15	401	11.8
TOTAL		82-32	1228/15.0	206-307	.671	1-2	.500	104-172	.605	137	214	351	4.3	188-6	41	93	77	25	517	6.3

Single Game Highs

Statistic	Value	
Points	26	vs Milwaukee 11/20/23
Rebounds	17	vs Coastal Ga. 11/29/23
Assists	5	vs Eastern Ky. 02/10/24
Steals	2	vs Johnson (FL) 11/29/22, vs Eastern Ky. 02/10/24
Blocks	4	vs Milwaukee 11/20/23, at FIU 12/19/23
FG Made	12	vs Milwaukee 11/20/23
FG Attempts	13	vs Milwaukee 11/20/23
3FG Made	1	vs Lipscomb 01/27/24
3FG Attempts	1	at UNLV 11/11/23, vs Lipscomb 01/27/24
FT Made	11	vs Austin Peay 03/10/24
FT Attempts	15	vs Austin Peay 03/10/24

#21 - AUBIN GATERETSE

Forward · 6-11 · Jr. · Charleroi, Belgium · Calusa Prep School


2023-24 GAME-BY-GAME STATISTICS

#21 GATERETSE, Aubin

Opponent	Date	GS	MIN	Total		3-Pointers		Free throws		Rebounds				PF	A	TO	BLK	STL	PTS	AVG
				FG-FGA	PCT	3FG-3FGA	PCT	FT-FTA	PCT	OFF	DEF	TOT	AVG							
Trinity Baptist	11/06/2023	*	15:31	5-7	.714	0-0	.000	0-1	.000	7	8	15	15.0	1	2	1	2	0	10	10.0
at UNLV	11/11/2023	*	24:50	6-10	.600	0-1	.000	4-6	.667	7	1	8	11.5	4	0	1	0	0	16	13.0
at Houston	11/13/2023	*	27:07	2-2	1.000	0-0	.000	0-0	.000	1	0	1	8.0	4	1	4	0	0	4	10.0
vs Milwaukee	11/20/2023	*	31:16	12-13	.923	0-0	.000	2-2	1.000	3	8	11	8.8	2	0	0	4	0	26	14.0
vs Central Mich.	11/21/2023	*	34:54	4-6	.667	0-0	.000	0-2	.000	2	7	9	8.8	3	2	2	2	0	8	12.8
at UCF	11/26/2023	*	19:46	3-4	.750	0-0	.000	2-2	1.000	1	2	3	7.8	5	0	3	1	0	8	12.0
Coastal Ga.	11/29/2023	*	21:15	4-7	.571	0-0	.000	5-6	.833	3	14	17	9.1	3	0	1	1	0	13	12.1
at Chicago St.	12/03/2023	*	24:07	6-6	1.000	0-0	.000	0-0	.000	2	3	5	8.6	1	0	0	1	0	12	12.1
at Charlotte	12/05/2023	*	13:15	3-5	.600	0-0	.000	0-1	.000	1	1	2	7.9	4	0	1	1	0	6	11.4
Johnson (FL)	12/10/2023	*	14:34	7-11	.636	0-0	.000	0-0	.000	3	1	4	7.5	1	0	1	3	0	14	11.7
at Omaha	12/17/2023	*	13:26	2-6	.333	0-0	.000	0-2	.000	0	4	4	7.2	4	2	1	2	0	4	11.0
at FIU	12/19/2023	*	30:41	7-10	.700	0-0	.000	2-4	.500	4	8	12	7.6	4	0	1	4	0	16	11.4
at Cincinnati	12/22/2023		17:11	1-2	.500	0-0	.000	2-4	.500	3	3	6	7.5	4	1	1	0	0	4	10.8
Charlotte	12/29/2023	*	26:21	2-3	.667	0-0	.000	2-2	1.000	3	4	7	7.4	3	1	3	1	1	6	10.5
North Florida	01/04/2024	*	29:06	3-4	.750	0-0	.000	4-4	1.000	5	8	13	7.8	3	1	1	2	0	10	10.5
Jacksonville	01/06/2024	*	23:47	5-6	.833	0-0	.000	5-7	.714	2	5	7	7.8	2	1	2	2	1	15	10.8
at Kennesaw St.	01/10/2024	*	21:28	4-5	.800	0-0	.000	0-0	.000	3	2	5	7.6	4	1	2	0	1	8	10.6
at Queens (NC)	01/12/2024	*	14:34	4-7	.571	0-0	.000	0-0	.000	0	2	2	7.3	4	0	1	0	1	8	10.4
Chicago St.	01/15/2024	*	28:24	3-4	.750	0-0	.000	3-4	.750	8	2	10	7.4	5	3	4	1	0	9	10.4
at FGCU	01/20/2024	*	10:27	2-3	.667	0-0	.000	0-0	.000	1	2	3	7.2	3	0	1	1	0	4	10.1
Austin Peay	01/25/2024	*	25:34	5-6	.833	0-0	.000	4-5	.800	0	2	2	7.0	4	1	2	1	1	14	10.2
Lipscomb	01/27/2024	*	21:16	4-5	.800	1-1	1.000	2-4	.500	1	3	4	6.8	2	2	1	1	0	11	10.3
at North Ala.	02/01/2024	*	30:47	7-10	.700	0-0	.000	3-6	.500	8	3	11	7.0	2	0	0	2	1	17	10.6
at Central Ark.	02/03/2024	*	24:59	6-7	.857	0-0	.000	0-1	.000	2	7	9	7.1	4	0	1	2	1	12	10.6
at Bellarmine	02/07/2024	*	31:11	7-9	.778	0-0	.000	3-5	.600	3	5	8	7.1	1	2	2	0	0	17	10.9
Eastern Ky.	02/10/2024	*	32:06	5-7	.714	0-0	.000	2-2	1.000	7	5	12	7.3	3	5	5	3	2	12	10.9
FGCU	02/17/2024	*	36:41	9-10	.900	0-0	.000	5-7	.714	3	9	12	7.5	3	0	3	2	1	23	11.4
Queens (NC)	02/22/2024	*	24:40	3-5	.600	0-0	.000	0-0	.000	2	8	10	7.6	3	1	3	0	1	6	11.2
Kennesaw St.	02/24/2024	*	16:22	3-4	.750	0-0	.000	6-11	.545	2	6	8	7.6	4	0	1	1	1	12	11.2
at Jacksonville	02/28/2024	*	28:12	4-10	.400	0-0	.000	0-0	.000	4	7	11	7.7	4	1	1	3	1	8	11.1
at North Florida	03/01/2024	*	22:10	5-7	.714	0-0	.000	2-6	.333	4	5	9	7.7	2	0	4	1	1	12	11.1
Queens (NC)	03/05/2024	*	35:01	8-9	.889	0-0	.000	4-5	.800	3	3	6	7.7	3	1	1	3	0	20	11.4
Jacksonville	03/07/2024	*	33:09	9-10	.900	0-0	.000	5-11	.455	2	4	6	7.6	5	0	2	3	1	23	11.8
Austin Peay	03/10/2024	*	20:26	1-2	.500	0-0	.000	11-15	.733	2	5	7	7.6	5	0	2	1	0	13	11.8
Totals			32	824:35	.725	1-2	.500	78-125	.624	102	157	259	7.6	109	28	59	51	15	401	11.8

Player Averages

Games Played	Minutes/game	Points/game	FG Pct	3FG Pct	FT Pct	Rebounds/game	Assists/game	Turnovers/game	Assist/Turnover ratio	Steals/game	Blocks/game
34	24.3	11.8	72.5	50.0	62.4	7.6	0.8	1.7	0.5	0.4	1.5



#23 · CYNCIER HARRISON

Guard · 6-0 · R-So. · Greenville, Ga. · New Faith Christian Academy

NOTES

- Appeared in 23 games
- Scored season high 11 points against Johnson (FL)

CAREER STATISTICS / CAREER HIGHS

HARRISON, Cyncier

SEASON	TEAM	GP-GS	MIN/AVG	Field Goals		3-Point		F-Throws		Rebounds				Scoring						
				FG-FGA	FG%	3FG-3FGA	3FG%	FT-FTA	FT%	OFF	DEF	TOT	AVG	PF-FO	A	TO	BLK	STL	PTS	AVG
2022-23	Stet	23-0	367/15.9	40-110	.364	12-43	.279	21-29	.724	2	17	19	0.8	21-0	57	17	1	10	113	4.9
2023-24	Stet	23-0	329/14.3	24-72	.333	10-34	.294	27-31	.871	1	10	11	0.5	15-0	21	15	0	14	85	3.7
TOTAL		46-0	695/15.1	64-182	.352	22-77	.286	48-60	.800	3	27	30	0.7	36-0	78	32	1	24	198	4.3

Single Game Highs

Statistic	Value	
Points	15	vs Johnson (FL) 11/29/22, at Campbell 11/27/22
Rebounds	3	vs Johnson (FL) 11/29/22, at Campbell 11/27/22
Assists	11	vs Johnson (FL) 11/29/22
Steals	3	at Omaha 12/17/23
Blocks	1	at Eastern Ky. 01/14/23
FG Made	6	vs Johnson (FL) 11/29/22, at Campbell 11/27/22
FG Attempts	12	at Campbell 11/27/22
3FG Made	2	5 times
3FG Attempts	6	at Campbell 11/27/22
FT Made	4	vs Kennesaw St. 02/24/24
FT Attempts	4	4 times

#23 - CYNCIER HARRISON

Guard · 6-0 · R-So. · Greenville, Ga. · New Faith Christian Academy

2023-24 GAME-BY-GAME STATISTICS

#23 HARRISON, Cyncier

Opponent	Date	GS	MIN	Total		3-Pointers		Free throws		Rebounds				PF	A	TO	BLK	STL	PTS	AVG
				FG-FGA	PCT	3FG-3FGA	PCT	FT-FTA	PCT	OFF	DEF	TOT	AVG							
Coastal Ga.	11/29/2023		18:04	0-6	.000	0-2	.000	0-0	.000	0	1	1	1.0	0	1	0	0	0	0	0.0
at Chicago St.	12/03/2023		19:30	1-4	.250	0-2	.000	1-2	.500	0	1	1	1.0	0	2	3	0	2	3	1.5
at Charlotte	12/05/2023		15:52	2-4	.500	1-2	.500	3-3	1.000	1	0	1	1.0	1	0	2	0	0	8	3.7
Johnson (FL)	12/10/2023		15:02	4-6	.667	2-3	.667	1-1	1.000	0	2	2	1.3	0	3	0	0	0	11	5.5
at Omaha	12/17/2023		10:05	0-3	.000	0-3	.000	0-0	.000	0	0	0	1.0	0	2	2	0	3	0	4.4
at FIU	12/19/2023		12:03	1-4	.250	0-1	.000	0-0	.000	0	0	0	0.8	3	0	2	0	0	2	4.0
at Cincinnati	12/22/2023		06:46	0-1	.000	0-1	.000	1-2	.500	0	0	0	0.7	0	0	0	0	0	1	3.6
Charlotte	12/29/2023		05:27	0-1	.000	0-0	.000	0-0	.000	0	0	0	0.6	0	2	0	0	0	0	3.1
North Florida	01/04/2024		17:02	2-4	.500	2-3	.667	2-2	1.000	0	1	1	0.7	1	0	1	0	0	8	3.7
Jacksonville	01/06/2024		12:02	1-2	.500	1-2	.500	2-2	1.000	0	0	0	0.6	1	0	0	0	0	5	3.8
at Kennesaw St.	01/10/2024		08:32	1-1	1.000	0-0	.000	3-4	.750	0	1	1	0.6	1	1	1	0	2	5	3.9
at Queens (NC)	01/12/2024		10:43	1-3	.333	0-0	.000	3-3	1.000	0	0	0	0.6	0	0	1	0	0	5	4.0
Chicago St.	01/15/2024		08:09	1-1	1.000	1-1	1.000	0-0	.000	0	0	0	0.5	0	1	0	0	0	3	3.9
at FGCU	01/20/2024		19:47	1-4	.250	1-4	.250	2-2	1.000	0	0	0	0.5	1	0	0	0	0	5	4.0
at North Ala.	02/01/2024		05:55	1-3	.333	0-2	.000	0-0	.000	0	0	0	0.5	1	2	0	0	1	2	3.9
at Central Ark.	02/03/2024		20:35	0-6	.000	0-1	.000	2-2	1.000	0	1	1	0.5	0	0	0	0	1	2	3.8
at Bellarmine	02/07/2024		10:12	0-1	.000	0-1	.000	0-0	.000	0	0	0	0.5	1	2	0	0	0	0	3.5
Eastern Ky.	02/10/2024		20:31	2-5	.400	1-2	.500	2-2	1.000	0	0	0	0.4	0	0	0	0	2	7	3.7
FGCU	02/17/2024		14:36	1-2	.500	1-1	1.000	0-0	.000	0	1	1	0.5	0	0	1	0	0	3	3.7
Queens (NC)	02/22/2024		28:12	2-6	.333	0-2	.000	0-0	.000	0	1	1	0.5	4	2	0	0	2	4	3.7
Kennesaw St.	02/24/2024		23:01	2-2	1.000	0-0	.000	4-4	1.000	0	0	0	0.5	1	1	2	0	1	8	3.9
at Jacksonville	02/28/2024		06:03	0-1	.000	0-1	.000	0-0	.000	0	0	0	0.5	0	0	0	0	0	0	3.7
at North Florida	03/01/2024		20:24	1-2	.500	0-0	.000	1-2	.500	0	1	1	0.5	0	2	0	0	0	3	3.7
Totals		0	328:32	24-72	.333	10-34	.294	27-31	.871	1	10	11	0.5	15	21	15	0	14	85	3.7

Player Averages

Games Played	Minutes/ game	Points/ game	FG Pct	3FG Pct	FT Pct	Rebounds/ game	Assists/ game	Turnovers/ game	Assist/Turnover ratio	Steals/ game	Blocks/ game
23	14.3	3.7	33.3	29.4	87.1	0.5	0.9	0.7	1.4	0.6	0.0



#24 · FINLEY SHERIDAN

Forward · 6-10 · R-Fr. · Merrick, N.Y. · Long Island Lutheran High School

NOTES

- Scored first collegiate bucket against Trinity Baptist
- Appeared in 15 games
- Grabbed a career high 8 rebounds against Coastal Georgia

CAREER STATISTICS / CAREER HIGHS

SHERIDAN, Finley

				Field Goals		3-Point		F-Throws		Rebounds				Scoring						
SEASON	TEAM	GP-GS	MIN/AVG	FG-FGA	FG%	3FG-3FGA	3FG%	FT-FTA	FT%	OFF	DEF	TOT	AVG	PF-FO	A	TO	BLK	STL	PTS	AVG
2023-24	Stet	15-0	95/6.4	13-21	.619	2-7	.286	2-3	.667	9	21	30	2.0	18-0	9	6	0	3	30	2.0
TOTAL		15-0	95/6.4	13-21	.619	2-7	.286	2-3	.667	9	21	30	2.0	18-0	9	6	0	3	30	2.0

Single Game Highs

Statistic	Value	
Points	9	vs Trinity Baptist 11/06/23
Rebounds	8	vs Coastal Ga. 11/29/23
Assists	2	at UNLV 11/11/23, vs Coastal Ga. 11/29/23
Steals	1	at Houston 11/13/23, vs Coastal Ga. 11/29/23, vs Johnson (FL) 12/10/23
FG Made	4	vs Trinity Baptist 11/06/23
FG Attempts	4	vs Trinity Baptist 11/06/23, vs Coastal Ga. 11/29/23, vs Johnson (FL) 12/10/23
3FG Made	1	vs Trinity Baptist 11/06/23, at UNLV 11/11/23
3FG Attempts	3	at UNLV 11/11/23
FT Made	2	vs Lipscomb 01/27/24
FT Attempts	2	vs Lipscomb 01/27/24

#24 · FINLEY SHERIDAN

Forward · 6-10 · R-Fr. · Merrick, N.Y. · Long Island Lutheran High School


2023-24 GAME-BY-GAME STATISTICS

#24 SHERIDAN, Finley

Opponent	Date	GS	MIN	Total		3-Pointers		Free throws		Rebounds				PF	A	TO	BLK	STL	PTS	AVG
				FG-FGA	PCT	3FG-3FGA	PCT	FT-FTA	PCT	OFF	DEF	TOT	AVG							
Trinity Baptist	11/06/2023		14:17	4-4	1.000	1-1	1.000	0-0	.000	2	5	7	7.0	2	0	2	0	0	9	9.0
at UNLV	11/11/2023		12:11	1-3	.333	1-3	.333	0-0	.000	1	4	5	6.0	1	2	0	0	0	3	6.0
at Houston	11/13/2023		07:15	0-0	.000	0-0	.000	0-0	.000	0	0	0	4.0	1	1	1	0	1	0	4.0
vs Milwaukee	11/20/2023		03:12	1-1	1.000	0-0	.000	0-0	.000	0	0	0	3.0	4	1	1	0	0	2	3.5
at UCF	11/26/2023		02:29	0-0	.000	0-0	.000	0-0	.000	0	0	0	2.4	1	0	1	0	0	0	2.8
Coastal Ga.	11/29/2023		12:56	3-4	.750	0-0	.000	0-0	.000	5	3	8	3.3	0	2	0	0	1	6	3.3
at Charlotte	12/05/2023		05:43	0-1	.000	0-0	.000	0-0	.000	0	1	1	3.0	3	1	0	0	0	0	2.9
Johnson (FL)	12/10/2023		19:01	2-4	.500	0-1	.000	0-0	.000	0	6	6	3.4	3	1	1	0	1	4	3.0
at Omaha	12/17/2023		04:49	0-0	.000	0-0	.000	0-0	.000	0	1	1	3.1	2	1	0	0	0	0	2.7
at FGCU	01/20/2024		01:45	1-2	.500	0-1	.000	0-0	.000	0	0	0	2.8	0	0	0	0	0	2	2.6
Lipscomb	01/27/2024		02:43	0-0	.000	0-0	.000	2-2	1.000	0	0	0	2.5	1	0	0	0	0	2	2.5
at Central Ark.	02/03/2024		00:56	0-0	.000	0-0	.000	0-0	.000	0	0	0	2.3	0	0	0	0	0	0	2.3
Queens (NC)	02/22/2024		04:22	1-2	.500	0-1	.000	0-1	.000	1	1	2	2.3	0	0	0	0	0	2	2.3
at Jacksonville	02/28/2024		00:53	0-0	.000	0-0	.000	0-0	.000	0	0	0	2.1	0	0	0	0	0	0	2.1
at North Florida	03/01/2024		02:50	0-0	.000	0-0	.000	0-0	.000	0	0	0	2.0	0	0	0	0	0	0	2.0
Totals		0	95:22	13-21	.619	2-7	.286	2-3	.667	9	21	30	2.0	18	9	6	0	3	30	2.0

Player Averages

Games Played	Minutes/game	Points/game	FG Pct	3FG Pct	FT Pct	Rebounds/game	Assists/game	Turnovers/game	Assist/Turnover ratio	Steals/game	Blocks/game
15	6.4	2.0	61.9	28.6	66.7	2.0	0.6	0.4	1.5	0.2	0.0



#25 - NAEEM LEWIS

Guard · 6-1 · Jr. · Los Angeles, Calif. · La Salle High School/West Los Angeles College

NOTES

- Scored season high 9 points against Trinity Baptist
- Appeared in 19 games
- Season high 3 assists against Johnson (FL)

CAREER STATISTICS / CAREER HIGHS

LEWIS, Naeem

				Field Goals		3-Point		F-Throws		Rebounds				Scoring						
SEASON	TEAM	GP-GS	MIN/AVG	FG-FGA	FG%	3FG-3FGA	3FG%	FT-FTA	FT%	OFF	DEF	TOT	AVG	PF-FO	A	TO	BLK	STL	PTS	AVG
2023-24	Stet	19-0	79/4.2	12-20	.600	4-8	.500	4-5	.800	2	7	9	0.5	7-0	5	1	0	8	32	1.7
TOTAL		19-0	79/4.2	12-20	.600	4-8	.500	4-5	.800	2	7	9	0.5	7-0	5	1	0	8	32	1.7

Single Game Highs

Statistic	Value	
Points	9	vs Trinity Baptist 11/06/23
Rebounds	2	vs Coastal Ga. 11/29/23
Assists	3	vs Johnson (FL) 12/10/23
Steals	3	vs Johnson (FL) 12/10/23
FG Made	4	vs Trinity Baptist 11/06/23
FG Attempts	5	vs Trinity Baptist 11/06/23, vs Johnson (FL) 12/10/23
3FG Made	1	4 times
3FG Attempts	3	vs Johnson (FL) 12/10/23
FT Made	2	at Charlotte 12/05/23
FT Attempts	2	vs Coastal Ga. 11/29/23, at Charlotte 12/05/23

#25 - NAEEM LEWIS

Guard · 6-1 · Jr. · Los Angeles, Calif. · La Salle High School/West Los Angeles College

2023-24 GAME-BY-GAME STATISTICS

#25 LEWIS, Naeem

Opponent	Date	GS	MIN	Total		3-Pointers		Free throws		Rebounds				PF	A	TO	BLK	STL	PTS	AVG
				FG-FGA	PCT	3FG-3FGA	PCT	FT-FTA	PCT	OFF	DEF	TOT	AVG							
Trinity Baptist	11/06/2023		09:27	4-5	.800	1-2	.500	0-0	.000	0	1	1	1.0	0	1	0	0	2	9	9.0
at Houston	11/13/2023		02:29	0-0	.000	0-0	.000	0-0	.000	0	0	0	0.5	0	0	0	0	0	0	4.5
vs Milwaukee	11/20/2023		01:22	1-1	1.000	1-1	1.000	0-0	.000	0	0	0	0.3	0	0	0	0	3	4.0	
Coastal Ga.	11/29/2023		06:32	0-0	.000	0-0	.000	1-2	.500	1	1	2	0.8	2	1	0	0	0	1	3.3
at Chicago St.	12/03/2023		04:13	0-2	.000	0-1	.000	0-0	.000	0	0	0	0.6	2	0	0	0	2	0	2.6
at Charlotte	12/05/2023		02:56	1-1	1.000	0-0	.000	2-2	1.000	0	1	1	0.7	0	0	0	0	0	4	2.8
Johnson (FL)	12/10/2023		12:42	3-5	.600	1-3	.333	1-1	1.000	0	1	1	0.7	2	3	1	0	3	8	3.6
Jacksonville	01/06/2024		01:10	0-0	.000	0-0	.000	0-0	.000	0	0	0	0.6	0	0	0	0	0	0	3.1
at Kennesaw St.	01/10/2024		02:07	0-1	.000	0-0	.000	0-0	.000	0	1	1	0.7	0	0	0	0	0	0	2.8
at Queens (NC)	01/12/2024		01:30	0-0	.000	0-0	.000	0-0	.000	0	0	0	0.6	0	0	0	0	0	0	2.5
at FGCU	01/20/2024		01:45	0-0	.000	0-0	.000	0-0	.000	0	0	0	0.5	0	0	0	0	0	0	2.3
Austin Peay	01/25/2024		12:18	1-1	1.000	1-1	1.000	0-0	.000	1	0	1	0.6	1	0	0	0	0	3	2.3
Lipscomb	01/27/2024		08:30	2-3	.667	0-0	.000	0-0	.000	0	0	0	0.5	0	0	0	0	1	4	2.5
at North Ala.	02/01/2024		03:02	0-0	.000	0-0	.000	0-0	.000	0	1	1	0.6	0	0	0	0	0	0	2.3
at Central Ark.	02/03/2024		02:48	0-0	.000	0-0	.000	0-0	.000	0	0	0	0.5	0	0	0	0	0	0	2.1
Queens (NC)	02/22/2024		01:48	0-0	.000	0-0	.000	0-0	.000	0	0	0	0.5	0	0	0	0	0	0	2.0
at Jacksonville	02/28/2024		00:53	0-0	.000	0-0	.000	0-0	.000	0	0	0	0.5	0	0	0	0	0	0	1.9
at North Florida	03/01/2024		03:22	0-1	.000	0-0	.000	0-0	.000	0	1	1	0.5	0	0	0	0	0	0	1.8
Jacksonville	03/07/2024		00:00	0-0	.000	0-0	.000	0-0	.000	0	0	0	0.5	0	0	0	0	0	0	1.7
Totals		0	78:54	12-20	.600	4-8	.500	4-5	.800	2	7	9	0.5	7	5	1	0	8	32	1.7

Player Averages

Games Played	Minutes/game	Points/game	FG Pct	3FG Pct	FT Pct	Rebounds/game	Assists/game	Turnovers/game	Assist/Turnover ratio	Steals/game	Blocks/game
19	4.2	1.7	60.0	50.0	80.0	0.5	0.3	0.1	5.0	0.4	0.0



#30 - STEPHAN SWENSON

Guard · 6-2 · Sr. · Brussels, Belgium · Westminster (Fla.) Academy

NOTES

- Atlantic Sun Championship All-Tournament Team
- Tied a career high with 29 points against Jacksonville in the ASUN Semifinals ...
- Scored 14 points in the final 4:37 to help Stetson rally from a 10-point deficit ...
- Nailed the game-winning 3-pointer with 4.4 seconds to play
- Stetson record holder for career assists (602)
- Broke the single-season assists record this season (201)
- Career high 14 assists against FIU
- Career high 12 rebounds against Queens in ASUN Quarterfinal
- Has three double-doubles on the season
- Hit 500 career assists milestone against Kennesaw State on 1/10
- Hit 1000 career points milestone against Queens on 2/22
- Became Stetson All-Time Assist Leader on 2/28
- 2nd Team All-ASUN
- 7th in career free throw percentage in program history
- 32nd in school history in points scored with 1107
- Has started all 34 games

CAREER STATISTICS / CAREER HIGHS

SWENSON, Stephan

SEASON	TEAM	GP-GS	MIN/AVG	Field Goals		3-Point		F-Throws		Rebounds				Scoring						
				FG-FGA	FG%	3FG-3FGA	3FG%	FT-FTA	FT%	OFF	DEF	TOT	AVG	PF-FO	A	TO	BLK	STL	PTS	AVG
2020-21	Stet	27-13	629/23.3	37-100	.370	13-32	.406	20-25	.800	7	49	56	2.1	69-4	104	48	1	29	107	4.0
2021-22	Stet	30-27	800/26.7	83-205	.405	18-61	.295	33-45	.733	10	42	52	1.7	68-2	159	69	2	41	217	7.2
2022-23	Stet	29-29	799/27.6	113-242	.467	35-88	.398	54-64	.844	21	60	81	2.8	56-1	138	57	3	35	315	10.9
2023-24	Stet	34-34	1130/33.2	167-409	.408	46-141	.326	88-108	.815	26	133	159	4.7	74-2	201	89	3	53	468	13.8
TOTAL		120-103	3358/28.0	400-956	.418	112-322	.348	195-242	.806	64	284	348	2.9	267-9	602	263	9	158	1107	9.2

Single Game Highs

Statistic	Value	
Points	29	vs Queens (NC) 02/22/24, vs Jacksonville 03/07/24
Rebounds	12	vs Queens (NC) 03/05/24
Assists	14	at FIU 12/19/23
Steals	6	vs Fla. Memorial 11/09/21
Blocks	2	at Liberty 01/26/23, vs Queens (NC) 02/22/24
FG Made	13	vs Queens (NC) 02/22/24
FG Attempts	21	vs Queens (NC) 02/22/24
3FG Made	7	vs Jacksonville 03/07/24
3FG Attempts	9	at North Ala. 02/01/24, vs Jacksonville 03/07/24
FT Made	8	4 times
FT Attempts	10	vs Austin Peay 01/25/24, vs Kennesaw St. 02/24/24

#30 - STEPHAN SWENSON

Guard · 6-2 · Sr. · Brussels, Belgium · Westminster (Fla.) Academy

2023-24 GAME-BY-GAME STATISTICS

#30 SWENSON, Stephan

Opponent	Date	GS	MIN	Total		3-Pointers		Free throws		Rebounds				PF	A	TO	BLK	STL	PTS	AVG	
				FG-FGA	PCT	3FG-3FGA	PCT	FT-FTA	PCT	OFF	DEF	TOT	AVG								
Trinity Baptist	11/06/2023	*	20:39	3-10	.300	0-4	.000	2-2	1.000	1	2	3	3.0	2	5	1	0	0	8	8.0	
at UNLV	11/11/2023	*	37:21	0-13	.000	0-4	.000	0-0	.000	0	6	6	4.5	1	8	3	0	0	0	4.0	
at Houston	11/13/2023	*	23:23	3-8	.375	0-2	.000	0-0	.000	0	3	3	4.0	4	3	9	0	1	6	4.7	
vs Milwaukee	11/20/2023	*	35:45	5-10	.500	0-3	.000	1-1	1.000	0	6	6	4.5	2	10	4	0	1	11	6.3	
vs Central Mich.	11/21/2023	*	34:26	6-14	.429	1-7	.143	5-6	.833	0	5	5	4.6	0	8	3	0	3	18	8.6	
at UCF	11/26/2023	*	37:45	5-12	.417	1-5	.200	8-8	1.000	0	6	6	4.8	5	9	4	0	4	19	10.3	
Coastal Ga.	11/29/2023	*	27:15	5-8	.625	2-5	.400	0-0	.000	0	5	5	4.9	2	6	1	0	3	12	10.6	
at Chicago St.	12/03/2023	*	36:11	3-11	.273	0-3	.000	2-2	1.000	3	4	7	5.1	0	4	4	0	3	8	10.3	
at Charlotte	12/05/2023	*	35:42	4-11	.364	1-4	.250	0-0	.000	2	1	3	4.9	0	5	2	0	0	9	10.1	
Johnson (FL)	12/10/2023	*	17:55	3-4	.750	1-1	1.000	0-0	.000	1	3	4	4.8	1	4	1	0	2	7	9.8	
at Omaha	12/17/2023	*	30:31	7-12	.583	3-5	.600	6-6	1.000	2	4	6	4.9	5	2	2	0	0	23	11.0	
at FIU	12/19/2023	*	31:16	3-9	.333	1-4	.250	2-2	1.000	0	9	9	5.3	4	14	4	0	0	9	10.8	
at Cincinnati	12/22/2023	*	33:14	3-10	.300	2-5	.400	3-4	.750	0	3	3	5.1	3	8	2	0	4	11	10.8	
Charlotte	12/29/2023	*	34:33	3-9	.333	1-3	.333	6-6	1.000	1	2	3	4.9	2	4	2	0	2	13	11.0	
North Florida	01/04/2024	*	34:02	6-12	.500	3-3	1.000	6-6	1.000	1	3	4	4.9	1	2	3	0	1	21	11.7	
Jacksonville	01/06/2024	*	33:53	6-15	.400	3-5	.600	2-2	1.000	1	2	3	4.8	1	5	4	0	2	17	12.0	
at Kennesaw St.	01/10/2024	*	33:49	3-13	.231	1-4	.250	0-1	.000	0	1	1	4.5	4	7	0	0	1	7	11.7	
at Queens (NC)	01/12/2024	*	32:59	7-15	.467	2-6	.333	0-0	.000	2	5	7	4.7	0	5	2	0	3	16	11.9	
Chicago St.	01/15/2024	*	36:41	9-18	.500	2-4	.500	1-2	.500	0	4	4	4.6	2	7	2	0	2	21	12.4	
at FGCU	01/20/2024	*	35:01	1-6	.167	1-3	.333	0-0	.000	1	3	4	4.6	1	6	2	0	1	3	12.0	
Austin Peay	01/25/2024	*	32:44	5-12	.417	1-5	.200	8-10	.800	2	3	5	4.6	1	10	3	0	2	19	12.3	
Lipscomb	01/27/2024	*	29:10	6-15	.400	1-3	.333	2-4	.500	0	7	7	4.7	3	9	2	1	0	15	12.4	
at North Ala.	02/01/2024	*	35:54	8-19	.421	3-9	.333	0-1	.000	0	5	5	4.7	2	5	2	0	1	19	12.7	
at Central Ark.	02/03/2024	*	26:05	2-11	.182	1-3	.333	3-4	.750	2	4	6	4.8	3	4	5	0	0	8	12.5	
at Bellarmine	02/07/2024	*	31:15	5-13	.385	2-7	.286	1-2	.500	3	3	6	4.8	4	5	2	0	0	13	12.5	
Eastern Ky.	02/10/2024	*	33:45	2-14	.143	1-6	.167	4-4	1.000	0	4	4	4.8	2	3	3	0	1	9	12.4	
FGCU	02/17/2024	*	37:26	5-7	.714	0-1	.000	1-3	.333	0	0	0	4.6	1	7	1	0	4	11	12.3	
Queens (NC)	02/22/2024	*	40:00	13-21	.619	1-6	.167	2-3	.667	1	1	2	4.5	3	4	2	2	2	29	12.9	
Kennesaw St.	02/24/2024	*	35:22	5-10	.500	1-1	1.000	8-10	.800	0	7	7	4.6	2	8	5	0	2	19	13.1	
at Jacksonville	02/28/2024	*	33:57	6-10	.600	2-4	.500	2-2	1.000	0	4	4	4.6	2	8	1	0	2	16	13.2	
at North Florida	03/01/2024	*	36:32	3-13	.231	0-0	.000	4-4	1.000	2	2	4	4.6	2	2	1	0	1	10	13.1	
Queens (NC)	03/05/2024	*	37:15	7-15	.467	1-4	.250	4-4	1.000	0	12	12	4.8	3	3	3	0	2	19	13.3	
Jacksonville	03/07/2024	*	38:38	11-17	.647	7-9	.778	0-1	.000	0	4	4	4.8	4	6	1	0	3	29	13.8	
Austin Peay	03/10/2024	*	40:00	4-12	.333	0-3	.000	5-8	.625	1	0	1	4.7	2	5	3	0	0	13	13.8	
Totals			34	1130:24	167-409	.408	46-141	.326	88-108	.815	26	133	159	4.7	74	201	89	3	53	468	13.8

Player Averages

Games Played	Minutes/game	Points/game	FG Pct	3FG Pct	FT Pct	Rebounds/game	Assists/game	Turnovers/game	Assist/Turnover ratio	Steals/game	Blocks/game
34	33.2	13.8	40.8	32.6	81.5	4.7	5.9	2.6	2.3	1.6	0.1



#33 - LANDEN BABUSIAK

Forward · 6-10 · Fr · Saint John, Ind. · Bosco Institute

NOTES

- Appeared in three games
- Scored his first collegiate points against Trinity Baptist

CAREER STATISTICS / CAREER HIGHS

BABUSIAK, Landen

				Field Goals		3-Point		F-Throws		Rebounds				Scoring						
SEASON	TEAM	GP-GS	MIN/AVG	FG-FGA	FG%	3FG-3FGA	3FG%	FT-FTA	FT%	OFF	DEF	TOT	AVG	PF-FO	A	TO	BLK	STL	PTS	AVG
2023-24	Stet	3-0	15/5.1	3-6	.500	0-0	.000	0-2	.000	2	4	6	2.0	0-0	2	0	1	2	6	2.0
TOTAL		3-0	15/5.1	3-6	.500	0-0	.000	0-2	.000	2	4	6	2.0	0-0	2	0	1	2	6	2.0

Single Game Highs

Statistic	Value	
Points	6	vs Trinity Baptist 11/06/23
Rebounds	6	vs Trinity Baptist 11/06/23
Assists	2	vs Trinity Baptist 11/06/23
Steals	2	vs Trinity Baptist 11/06/23
Blocks	1	vs Trinity Baptist 11/06/23
FG Made	3	vs Trinity Baptist 11/06/23
FG Attempts	6	vs Trinity Baptist 11/06/23
FT Attempts	2	vs Trinity Baptist 11/06/23

#33 - LANDEN BABUSIAK

Forward · 6-10 · Fr · Saint John, Ind. · Bosco Institute

2023-24 GAME-BY-GAME STATISTICS

#33 BABUSIAK, Landen

Opponent	Date	GS	MIN	Total		3-Pointers		Free throws		Rebounds				PF	A	TO	BLK	STL	PTS	AVG
				FG-FGA	PCT	3FG-3FGA	PCT	FT-FTA	PCT	OFF	DEF	TOT	AVG							
Trinity Baptist	11/06/2023		09:30	3-6	.500	0-0	.000	0-2	.000	2	4	6	6.0	0	2	0	1	2	6	6.0
at Houston	11/13/2023		03:53	0-0	.000	0-0	.000	0-0	.000	0	0	0	3.0	0	0	0	0	0	0	3.0
at Charlotte	12/05/2023		02:02	0-0	.000	0-0	.000	0-0	.000	0	0	0	2.0	0	0	0	0	0	0	2.0
Totals		0	15:25	3-6	.500	0-0	.000	0-2	.000	2	4	6	2.0	0	2	0	1	2	6	2.0

Player Averages

Games Played	Minutes/game	Points/game	FG Pct	3FG Pct	FT Pct	Rebounds/game	Assists/game	Turnovers/game	Assist/Turnover ratio	Steals/game	Blocks/game
3	5.1	2.0	50.0	0.0	0.0	2.0	0.7	0.0	2.0	0.7	0.3



#42 · TREYTON THOMPSON

Forward · 7-0 · Jr. · Glenwood, Minn. · La Lumiere School · University of Minnesota

NOTES

- Transferred to Stetson from Minnesota
- Has played in all 34 games, making 13 starts
- Is shooting 53.5 percent from the floor
- Season high 16 points against Johnson (Fla.) and Queens
- Season high 10 rebounds against Charlotte
- Season high 4 blocks against Queens

CAREER STATISTICS / CAREER HIGHS

THOMPSON, Treyton

SEASON	TEAM	GP-GS	MIN/AVG	Field Goals		3-Point		F-Throws		Rebounds				Scoring						
				FG-FGA	FG%	3FG-3FGA	3FG%	FT-FTA	FT%	OFF	DEF	TOT	AVG	PF-FO	A	TO	BLK	STL	PTS	AVG
2021-22	MINN	19-1	154/8.1	14-30	.467	6-15	.400	3-5	.600	8	14	22	1.2	24-0	5	8	6	3	37	1.9
2022-23	MINN	20-8	220/11.0	16-51	.314	3-25	.120	7-9	.778	17	30	47	2.4	21-1	16	11	7	2	42	2.1
2023-24	Stet	34-13	559/16.4	61-114	.535	13-38	.342	17-34	.500	42	94	136	4.0	51-0	23	26	18	9	152	4.5
TOTAL FOR Stet		34-13	559/16.4	61-114	.535	13-38	.342	17-34	.500	42	94	136	4.0	51-0	23	26	18	9	152	4.5
TOTAL		73-22	934/12.8	91-195	.467	22-78	.282	27-48	.563	67	138	205	2.8	96-1	44	45	31	14	231	3.2

Single Game Highs

Statistic	Value	
Points	16	vs Johnson (FL) 12/10/23, at Queens (NC) 01/12/24
Rebounds	10	vs Charlotte 12/29/23
Assists	4	vs Indiana 01/25/23, at UCF 11/26/23
Steals	2	vs Charlotte 12/29/23, vs Kennesaw St. 02/24/24
Blocks	4	at Queens (NC) 01/12/24
FG Made	8	vs Johnson (FL) 12/10/23
FG Attempts	13	vs Indiana 01/25/23
3FG Made	2	vs Rutgers 01/22/22, at Central Ark. 02/03/24, vs Kennesaw St. 02/24/24
3FG Attempts	5	vs Indiana 01/25/23
FT Made	6	at Cincinnati 12/22/23
FT Attempts	8	at Queens (NC) 01/12/24

#42 · TREYTON THOMPSON

Forward · 7-0 · Jr. · Glenwood, Minn. · La Lumiere School · University of Minnesota

2023-24 GAME-BY-GAME STATISTICS

#42 THOMPSON, Treyton

Opponent	Date	GS	MIN	Total		3-Pointers		Free throws		Rebounds				PF	A	TO	BLK	STL	PTS	AVG
				FG-FGA	PCT	3FG-3FGA	PCT	FT-FTA	PCT	OFF	DEF	TOT	AVG							
Trinity Baptist	11/06/2023	*	16:00	2-6	.333	0-1	.000	0-0	.000	1	5	6	6.0	0	0	0	0	0	4	4.0
at UNLV	11/11/2023	*	31:49	4-8	.500	1-4	.250	0-0	.000	2	3	5	5.5	0	0	2	0	0	9	6.5
at Houston	11/13/2023	*	18:07	0-1	.000	0-0	.000	0-0	.000	1	3	4	5.0	2	0	4	0	0	0	4.3
vs Milwaukee	11/20/2023	*	09:21	0-0	.000	0-0	.000	0-0	.000	1	2	3	4.5	1	0	1	0	0	0	3.3
vs Central Mich.	11/21/2023	*	29:11	3-3	1.000	1-1	1.000	0-0	.000	2	3	5	4.6	2	0	0	0	0	7	4.0
at UCF	11/26/2023	*	36:45	4-8	.500	1-4	.250	3-5	.600	1	7	8	5.2	4	4	0	0	0	12	5.3
Coastal Ga.	11/29/2023	*	23:02	3-6	.500	1-3	.333	0-0	.000	1	2	3	4.9	0	3	1	1	1	7	5.6
at Chicago St.	12/03/2023	*	13:53	1-3	.333	1-2	.500	0-0	.000	0	2	2	4.5	1	2	0	0	0	3	5.3
at Charlotte	12/05/2023	*	22:05	0-3	.000	0-1	.000	0-0	.000	0	4	4	4.4	0	1	0	1	0	0	4.7
Johnson (FL)	12/10/2023		12:44	8-8	1.000	0-0	.000	0-0	.000	3	5	8	4.8	0	2	0	0	0	16	5.8
at Omaha	12/17/2023		18:49	1-5	.200	0-1	.000	0-0	.000	1	1	2	4.5	2	0	0	0	0	2	5.5
at FIU	12/19/2023		09:19	0-1	.000	0-1	.000	0-0	.000	0	2	2	4.3	0	0	1	0	0	0	5.0
at Cincinnati	12/22/2023	*	27:03	3-3	1.000	1-1	1.000	6-6	1.000	3	3	6	4.5	4	1	0	0	0	13	5.6
Charlotte	12/29/2023		25:37	1-2	.500	0-1	.000	1-1	1.000	2	8	10	4.9	2	1	0	1	2	3	5.4
North Florida	01/04/2024	*	15:10	2-5	.400	0-3	.000	0-0	.000	1	3	4	4.8	1	2	0	0	0	4	5.3
Jacksonville	01/06/2024		14:12	1-2	.500	0-0	.000	0-0	.000	2	1	3	4.7	2	2	1	0	1	2	5.1
at Kennesaw St.	01/10/2024		10:05	0-0	.000	0-0	.000	0-0	.000	1	1	2	4.5	1	0	1	0	0	0	4.8
at Queens (NC)	01/12/2024		21:12	6-7	.857	1-2	.500	3-8	.375	3	4	7	4.7	3	0	2	4	0	16	5.4
Chicago St.	01/15/2024		10:29	1-1	1.000	0-0	.000	0-0	.000	1	0	1	4.5	3	0	0	1	0	2	5.3
at FGCU	01/20/2024	*	18:29	2-3	.667	0-1	.000	0-4	.000	0	0	0	4.3	0	0	1	0	0	4	5.2
Austin Peay	01/25/2024		12:07	1-3	.333	0-2	.000	2-4	.500	2	2	4	4.2	1	2	0	0	0	4	5.1
Lipscomb	01/27/2024		16:01	3-3	1.000	0-0	.000	0-0	.000	1	7	8	4.4	1	0	1	2	0	6	5.2
at North Ala.	02/01/2024		08:58	0-1	.000	0-0	.000	0-0	.000	0	2	2	4.3	0	0	0	0	0	0	5.0
at Central Ark.	02/03/2024		19:05	3-3	1.000	2-2	1.000	0-0	.000	0	6	6	4.4	3	1	3	1	1	8	5.1
at Bellarmine	02/07/2024		04:02	0-0	.000	0-0	.000	1-2	.500	0	0	0	4.2	0	0	0	0	0	1	4.9
Eastern Ky.	02/10/2024		06:10	1-2	.500	0-0	.000	0-0	.000	1	0	1	4.1	2	1	0	0	0	2	4.8
FGCU	02/17/2024		12:16	1-6	.167	1-1	1.000	0-0	.000	2	2	4	4.1	1	0	2	0	0	3	4.7
Queens (NC)	02/22/2024	*	08:08	1-1	1.000	0-0	.000	0-0	.000	3	2	5	4.1	2	1	4	0	1	2	4.6
Kennesaw St.	02/24/2024		23:38	4-8	.500	2-4	.500	0-2	.000	0	6	6	4.2	1	0	0	3	2	10	4.8
at Jacksonville	02/28/2024		18:54	1-2	.500	0-1	.000	1-2	.500	2	2	4	4.2	3	0	1	0	1	3	4.8
at North Florida	03/01/2024		15:06	1-4	.250	0-0	.000	0-0	.000	2	1	3	4.1	2	0	0	0	0	2	4.7
Queens (NC)	03/05/2024		04:59	0-1	.000	0-1	.000	0-0	.000	2	1	3	4.1	0	0	1	0	0	0	4.5
Jacksonville	03/07/2024		06:51	0-0	.000	0-0	.000	0-0	.000	0	1	1	4.0	4	0	0	2	0	0	4.4
Austin Peay	03/10/2024		19:34	3-5	.600	1-1	1.000	0-0	.000	1	3	4	4.0	3	0	0	2	0	7	4.5
Totals			13 559:11	61-114	.535	13-38	.342	17-34	.500	42	94	136	4.0	51	23	26	18	9	152	4.5

Player Averages

Games Played	Minutes/game	Points/game	FG Pct	3FG Pct	FT Pct	Rebounds/game	Assists/game	Turnovers/game	Assist/Turnover ratio	Steals/game	Blocks/game
34	16.4	4.5	53.5	34.2	50.0	4.0	0.7	0.8	0.9	0.3	0.5

STETSON RECORD BOOK - INDIVIDUAL CAREER RECORDS

TOTAL POINTS

1845 Divine Myles.....	2014-18
1826 Kerry Blackshear.....	1992-96
1691 E.J. Gordon.....	2002-06
1652 Randy Anderson.....	1985-89
1582 Garfield Blair.....	2005-09
1559 Ron Beal.....	1968-72
1548 Dalton Epting.....	1958-62
1539 Joel Hancock.....	1958-62
1532 Christian Jones.....	2017-22
1491 Frank Burnell.....	1979-83

SCORING AVERAGE (min. 50 games)

24.9 Earnest Killum.....	1968-70
21.6 Gene Wells.....	1957-59
20.9 Mark Brisker.....	1990-92
19.4 Jason Alexander.....	1994-96
19.3 Mel Daniels.....	1976-78
18.6 Jalen Blackmon.....	2022-Pres.
17.6 Kerry Blackshear.....	1992-96
17.0 Derick Newton.....	2015-17
16.7 Dirk Ewing.....	1978-80
16.5 Donell Grier.....	1991-93

FIELD GOALS MADE

681 Divine Myles.....	2014-18
671 Kerry Blackshear.....	1992-96
648 Randy Anderson.....	1985-89
608 Frank Burnell.....	1979-83
601 Ron Beal.....	1968-72
597 E.J. Gordon.....	2002-06
593 Joel Hancock.....	1958-62
562 Garfield Blair.....	2005-06
554 Christian Jones.....	2017-22
539 Earnest Killum.....	1968-70

FIELD GOALS ATTEMPTED

1469 E.J. Gordon.....	2002-06
1422 Kerry Blackshear.....	1992-96
1413 Divine Myles.....	2014-18
1312 Randy Anderson.....	1985-89
1283 Joel Hancock.....	1958-62
1232 Christian Jones.....	2017-22
1230 Frank Burnell.....	1979-83
1215 Ron Beal.....	1968-72
1201 Garfield Blair.....	2005-09
1183 Bill Hester.....	1961-65

FIELD GOAL PCT. (min. 100 made)

.671 Aubin Gateretse (206-307).....	2021-Pres.
.609 Mel Daniels (368-604).....	1976-78
.602 Jim Ramsey (201-334).....	1979-81
.596 Clifford Johnson (143-240).....	1979-81
.584 Pete Nordhorn (208-356).....	1972-76
.581 Kevin Tucker (233-401).....	1977-79
.564 Derrall Dumas (394-699).....	1988-91
.551 Mahamadou Diawara (368-668).....	2019-23
.550 Jeff Warbritton (208-378).....	1996-98
.546 Fred Ross (284-520).....	1970-75

REBOUNDS

980 Ken Showers.....	1967-71
967 Randy Anderson.....	1985-89
932 Santos Hampton.....	1998-02
826 Dalton Epting.....	1958-62
775 Bill Hester.....	1961-65
764 Brian Pegg.....	2012-17
754 Sebastian Singletary.....	1998-01
732 Bill Schneider.....	1956-60
702 Ron Beal.....	1968-72
690 E.J. Gordon.....	2002-06

ASSISTS

602 Stephan Swenson.....	2020-Pres.
582 Angel Rivera.....	2014-18
526 Frank Ireland.....	1987-91
517 Brad Weston.....	1978-82
507 Terry Johnson.....	1985-89
501 Divine Myles.....	2014-18
454 Ravii Givens.....	1999-03
390 Buzzy O'Connell.....	1973-77
369 Rob Wilkes.....	1989-93
348 Glenn Wilkes.....	1976-80

BLOCKED SHOTS

234 Lorenzo Williams.....	1989-91
168 Randy Anderson.....	1985-89
134 Derrall Dumas.....	1988-91
121 Willie Green.....	2011-14
126 Mike Reddick.....	1980-84
107 Chad Lambert.....	1994-98
87 Sebastian Singletary.....	1998-01
81 Tim Lang.....	2006-09
77 Aubin Gateretse.....	2021-Pres.
72 Kentwan Smith.....	2013-15

STEALS

235 E.J. Gordon.....	2002-06
172 Anthony Register.....	2002-06
159 Divine Myles.....	2014-18
158 Stephan Swenson.....	2020-Pres.
156 Alexis McMillan.....	2001-03
152 Kerry Blackshear.....	1992-96
152 Christian Jones.....	2017-22
150 Ravii Givens.....	1999-03
149 Gabe McMillen.....	2003-07
135 Kris Thomas.....	2005-09

3-PT FIELD GOALS MADE

207 Luke Doyle.....	2015-18
206 Aaron Graham.....	2010-14
180 Jalen Blackmon.....	2022-Pres.
180 Joel Naburgs.....	2009-13
178 Chase Johnston.....	2020-22
170 Kerry Blackshear.....	1992-96
167 A.J. Smith.....	2006-10
164 Wheza Panzo.....	2019-23
159 Christian Jones.....	2017-22

3-PT FIELD GOALS ATTEMPTED

599 Aaron Graham.....	2010-14
561 Luke Doyle.....	2015-18
520 Joel Naburgs.....	2009-13
493 Christian Jones.....	2017-22
491 Jalen Blackmon.....	2022-Pres.
490 AJ Smith.....	2006-10
473 Kerry Blackshear.....	1992-96
457 Chase Johnson.....	2020-22
447 Mark Lohuis.....	2006-10
442 Derrick DeWitt.....	1999-04
422 Ravii Givens.....	1999-03

3-PT FIELD GOAL PCT. (min. 50 made/2 yrs)

.462 Luke Brown (55-119).....	2022-23
.424 Alex Urosevic (56-132).....	1988-90
.420 Frank Ireland (100-238).....	1987-91
.419 Gary Coachman (62-148).....	1982-87
.418 Garrett Davis (143-342).....	1995-99
.415 Maurice Cowan (78-188).....	1988-90
.411 Derick Newton (118-287).....	2015-17
.404 Alec Oglesby (107-265).....	2022-Pres.
.401 Ehren Wallhoff (122-304).....	1991-95
.389 Chase Johnston (178-457).....	2020-22

GAMES PLAYED

151 Christian Jones.....	2017-22
127 Angel Rivera.....	2014-18
127 Divine Myles.....	2014-18
123 Kris Thomas.....	2005-09
123 Garfield Blair.....	2005-09
122 Mark Lohuis.....	2006-10
122 Brandon Williams.....	2006-10
121 Leo Goodman.....	2015-19
120 AJ Smith.....	2006-10
120 Wheza Panzo.....	2019-23
120 Stephan Swenson.....	2020-Pres.

FREE THROWS MADE

494 Dalton Epting.....	1958-62
464 E.J. Gordon.....	2002-06
410 Derrell Boone.....	1966-70
399 Garfield Blair.....	2005-09
392 Bob Jenkins.....	1964-68
372 Divine Myles.....	2014-18
371 Anthony Register.....	2002-06
357 Ron Beal.....	1968-72
353 Randy Anderson.....	1985-89
353 Joel Hancock.....	1958-62

FREE THROWS ATTEMPTED

668 Dalton Epting.....	1958-62
653 E.J. Gordon.....	2002-06
582 Derrell Boone.....	1966-70
547 Garfield Blair.....	2005-09
537 Bob Jenkins.....	1964-68
533 Divine Myles.....	2014-18
514 Randy Anderson.....	1985-89
497 Ron Beal.....	1968-72
492 Santos Hampton.....	1998-02
475 Anthony Register.....	2002-06

FREE THROW PCT. (min. 100 made/2 yrs)

.911 Jalen Blackmon (224-246).....	2022-Pres.
.866 Garrett Davis (291-336).....	1995-99
.862 Jason Alexander (243-282).....	1994-96
.842 Joel Hancock (353-419).....	1958-62
.832 Jorge Fernandez (139-167).....	1981-85
.821 Derick Newton (293-357).....	2015-17
.819 Ravii Givens (276-337).....	1999-03
.806 Stephan Swenson (107-134).....	2020-Pres.
.800 Buzzy O'Connell (180-225).....	1973-77
.799 Barry Faith (131-164).....	1971-72

STETSON RECORD BOOK - INDIVIDUAL SEASON RECORDS

TOTAL POINTS

741 Earnest Killum	1969-70
730 Jalen Blackmon	2023-24
633 Mark Brisker	1991-92
630 Earnest Killum	1968-69
622 Gene Wells	1958-59
603 Mark Brisker	1990-91
596 Maurice Cowan	1989-90
568 Derick Newton.....	2016-17
556 Frank Burnell	1982-83
554 Joel Hancock	1961-62

POINTS PER GAME (min. 15 games)

25.6 Earnest Killum	1969-70
24.2 Earnest Killum	1968-69
22.6 Mark Brisker	1991-92
22.2 Gene Wells	1958-59
21.5 Jalen Blackmon	2023-24
21.0 Gene Wells	1957-58
20.4 Kerry Blackshear	1994-95
20.2 Bill Hester	1964-65
19.9 Jason Alexander	1995-96
19.9 Frank Burnell	1982-83

TOTAL REBOUNDS

360 Ralph Miller.....	1958-59
351 Ken Showers.....	1970-71
332 Brian Pegg.....	2015-16
327 Dalton Epting.....	1960-61
312 Lorenzo Williams.....	1990-91
311 Randy Anderson	1986-87
302 Ken Showers	1968-69
300 Lamar Deaver.....	1962-63
298 Mac Stones.....	1955-56
285 Mel Daniels	1976-77

REBOUNDS PER GAME

13.5 Ken Showers.....	1970-71
12.9 Ralph Miller.....	1958-59
12.1 Dalton Epting.....	1960-61
11.6 Ken Showers.....	1968-69
11.3 Mac Stones.....	1956-57
10.7 Lamar Deaver.....	1962-63
10.6 Mel Daniels	1976-77
10.5 Bill Hester.....	1963-64
10.3 Ralph Miller.....	1957-58
10.0 Randy Anderson	1986-87

FIELD GOALS MADE

296 Earnest Killum	1969-70
279 Gene Wells.....	1958-59
243 Earnest Killum	1968-69
240 Jalen Blackmon	2023-24
229 Gene Wells	1957-58
220 Dirk Ewing	1978-79
219 Maurice Cowan	1989-90
217 Mark Brisker	1991-92
210 Frank Burnell	1982-83
209 Joel Hancock	1961-62

FIELD GOALS ATTEMPTED

597 Gene Wells.....	1958-59
584 Earnest Killum	1969-70
553 Jalen Blackmon	2023-24
500 Mark Brisker.....	1991-92
493 Earnest Killum	1968-69
472 Joel Hancock.....	1961-62
465 Gene Wells	1957-58
447 Mark Brisker	1990-91
437 Maurice Cowan	1989-90
432 Garfield Blair.....	2008-09

FIELD GOAL PCT. (min. 70 made)

.725 Aubin Gateretse (161-222).....	2023-24
.648 Clifford Johnson (92-142)	1979-80
.634 Mel Daniels (180-284)	1977-78
.627 Kevin Tucker (136-217)	1978-79
.624 Pete Nordhorn (146-234)	1975-76
.619 Jim Ramsey (125-202).....	1980-81
.595 Derrall Dumas (116-195).....	1988-89
.592 Gary Coachman (77-130)	1984-85
.592 Derrall Dumas (174-294).....	1989-90
.588 Leroy Wilson (110-187)	1973-74

TOTAL ASSISTS

201 Stephan Swenson.....	2023-24
179 Terry Johnson	1986-87
173 Ravii Givens.....	2000-01
171 Frank Ireland.....	1989-90
162 Angel Rivera	2016-17
162 Buzzy O'Connell.....	1976-77
150 Angel Rivera	2017-18
150 Angel Rivera	2015-16
145 Brad Weston	1981-82
143 Divine Myles.....	2015-16

ASSISTS PER GAME

6.0 Buzzy O'Connell.....	1976-77
6.0 Ravii Givens.....	2000-01
5.9 Stephan Swenson.....	2023-24
5.8 Terry Johnson	1986-87
5.7 Frank Ireland.....	1989-90
5.6 Jason Alexander.....	1994-95
5.5 Buzzy O'Connell	1975-76
5.4 Angel Rivera	2016-17
5.4 Brad Weston	1981-82
4.9 Brad Weston	1980-81

BLOCKED SHOTS

121 Lorenzo Williams	1989-90
113 Lorenzo Williams.....	1990-91
72 Mike Reddick.....	1981-82
55 Randy Anderson	1985-86
54 Mike Reddick.....	1982-83
53 Derrall Dumas.....	1988-89
51 Aubin Gateretse	2023-24
46 Kentwan Smith.....	2014-15
43 Derrall Dumas	1989-90
43 Randy Anderson	1986-87

STEALS

87 Alexis McMillan	2002-03
69 Alexis McMillan	2001-02
66 E.J. Gordon	2003-04
64 Anthony Register.....	2005-06
61 E.J. Gordon	2005-06
60 Gabe McMillen	2006-07
58 Jason Alexander.....	1995-96
56 Corey Walden.....	2010-11
55 EJ Gordon.....	2002-03
55 Sebastian Singletary.....	1998-99

STEALS PER GAME

4.0 Alexis McMillan	2002-03
2.7 Alexis McMillan	2001-02
2.4 E.J. Gordon	2003-04
2.3 Corey Walden.....	2010-11
2.1 Jason Alexander.....	1995-96
2.0 Sebastian Singletary.....	1998-99
2.0 Anthony Register.....	2005-06
2.0 E.J. Gordon	2004-05
1.8 Jason Alexander.....	1994-95
1.8 Ravii Givens.....	1999-00

3-PT FIELD GOALS MADE

109 Jalen Blackmon	2023-24
99 Chase Johnston.....	2021-22
76 Chase Johnston.....	2020-21
76 Luke Doyle	2016-17
76 Wheza Panzo.....	2022-23
74 Alec Oglesby	2023-24
72 Luke Doyle	2015-16
71 Jalen Blackmon	2022-23
70 Mark Brisker	1990-91
69 Rob Perry	2019-20

3-PT FIELD GOALS ATTEMPTED

280 Jalen Blackmon	2023-24
247 Chase Johnston.....	2021-22
211 Jalen Blackmon	2022-23
210 Chase Johnston.....	2020-21
204 Luke Doyle	2016-17
200 Aaron Graham	2012-13
194 Mark Brisker.....	1991-92
190 Aaron Graham	2011-12
185 Mark Brisker.....	1990-91
182 Alec Oglesby	2023-24

3-PT FIELD GOAL PCT (min. 25 made)

.469 Wheza Panzo.....	2022-23
.4672 Derick Newton (57-122)	2015-16
.4666 Gabe McMillen (42-90)	2005-06
.462 Luke Brown	2022-23
.458 Ehren Wallhoff (38-83)	1993-94
.455 Maurice Cowan (61-134)	1989-90
.453 Garrett Davis (43-95)	1998-99
.443 Terry Johnson (54-122)	1987-88
.435 Kenneth Johnson (37-85).....	1996-97
.433 Frank Ireland (29-67)	1988-89

FREE THROWS MADE

202 Dalton Epting.....	1961-62
161 Garfield Blair.....	2007-08
160 Mel Daniels	1976-77
154 Derick Newton.....	2015-16
150 Dalton Epting	1960-61
150 Donell Grier	1992-93
149 Earnest Killum.....	1969-70
148 Mel Daniels	1977-78
145 Derrell Boone	1969-70
145 Bob Jenkins.....	1966-67

FREE THROWS ATTEMPTED

272 Dalton Epting	1961-62
214 Lamar Deaver	1962-63
214 Garfield Blair	2007-08
212 Donell Grier	1992-93
211 Mel Daniels	1977-78
202 Mel Daniels	1976-77
198 Bob Jenkins.....	1966-67
197 Dalton Epting.....	1960-61
197 Bob Mack.....	1970-71
193 Dave Stowers	1975-76

FREE THROW PCT. (min. 60 made)

.912 Jalen Blackmon (83-91)	2022-23
.910 Jalen Blackmon (141-155)	2023-24
.888 Garrett Davis (87-98)	1997-98
.884 Jorge Fernandez (61-69)	1984-85
.883 Buzzy O'Connell (68-77).....	1975-76
.879 Jason Alexander (123-140).....	1995-96
.877 Joel Hancock (136-155)	1961-62
.868 Garrett Davis (79-91)	1998-99
.865 Garrett Davis (90-104).....	1996-97
.849 Bill Hester (135-159)	1964-65

STETSON RECORD BOOK - TEAM SEASON RECORDS

POINTS

2729.....	2015-16
2635.....	2023-24
2594.....	1969-70
2578.....	1989-90
2471.....	2016-17

POINTS PER GAME

89.4.....	1969-70
88.0.....	1968-69
86.8.....	1956-57
85.4.....	1978-79
82.2.....	1957-58

FIELD GOALS MADE

977.....	1969-70
972.....	1989-90
962.....	2015-16
933.....	2023-24
924.....	1978-79

FIELD GOALS ATTEMPTED

2126.....	2015-16
2053.....	2017-18
2052.....	1969-70
2017.....	1958-59
2007.....	2016-17

FIELD GOAL PCT.

.518.....	1977-78
.515.....	1982-83
.511.....	1978-79
.511.....	1973-74
.510.....	1975-76

REBOUNDS

1342.....	1969-70
1329.....	1956-57
1297.....	1970-71
1284.....	1958-59
1242.....	1959-60

ASSISTS

519.....	2015-16
505.....	1979-80
505.....	1989-90
502.....	2012-13
471.....	2017-18

3-PT FIELD GOALS MADE

311.....	2022-23
310.....	2023-24
282.....	2015-16
261.....	2016-17
255.....	2021-22

3-PT FIELD GOALS ATTEMPTED

837.....	2023-24
811.....	2022-23
775.....	2015-16
770.....	2016-17
762.....	2008-09

3-PT FIELD GOAL PCT.

.404.....	1989-90
.401.....	1988-89
.383.....	2022-23
.386.....	1987-88
.380.....	1992-93

BLOCKED SHOTS

176.....	1989-90
171.....	1990-91
116.....	2013-14
113.....	1988-89
110.....	1985-86

STEALS

282.....	2002-03
277.....	2005-06
262.....	2003-04
259.....	2001-02
239.....	2006-07

FREE THROWS MADE

640.....	1969-70
618.....	1956-57
590.....	1959-60
579.....	1970-71
575.....	1966-67

FREE THROWS ATTEMPTED

943.....	1956-57
898.....	1969-70
837.....	1970-71
820.....	1959-60
817.....	1968-69

FREE THROW PCT.

.772.....	2022-23
.766.....	2023-24
.756.....	1983-84
.748.....	1995-96
.747.....	1964-65

-MISCELLANEOUS-

GAMES

34.....	2023-24
34.....	2015-16
33.....	2019-20
32.....	1989-90
32.....	2005-06
32.....	2007-08
32.....	2017-18
31.....	1990-91
31.....	2006-07
31.....	2010-11
31.....	2012-13
31.....	2013-14
31.....	2014-15
31.....	2016-17
31.....	2018-19
31.....	2022-23

WINS

22.....	2023-24
22.....	1974-75
22.....	1969-70

CONFERENCE WINS

13.....	1986-87
12.....	2022-23
11.....	1994-95
11.....	2000-01
11.....	2005-06
11.....	2007-08
11.....	2012-13
10.....	1988-89
10.....	1998-99
10.....	2003-04

CONSECUTIVE WINS

Overall	
22.....	1931-32 through 1932-33

Modern Era (1957-present)

15.....	1969-70
14.....	1960-61
10.....	1966-67
10.....	1974-75
10.....	1980-81

STETSON RECORD BOOK - TEAM AND INDIVIDUAL SINGLE-GAME RECORDS

TEAM

Points	143 vs. St. Leo (11-30-91)
Points in a Half	73 vs. St. Leo (11-30-91)
Field Goals Made	52 vs. Johnson (11-29-22)
Field Goal Attempts	103 vs. Georgia Southern (2-2-55)
Field Goal Percentage	71.1 (32-45) at Hardin-Simmons (1-19-89)
3-Point Field Goals Made	19 vs. Carver (2-1-21), 19 vs. Bellarmine (1-12-23)
3-Point Field Goal Attempts	41 vs. Florida Gulf Coast (1-25-11)
3-Point Field Goal Percentage	100.0 (6-6) vs. Georgia Southern (3-6-90)
Free Throws Made	52 vs. Georgia Southern (3-2-57)
Free Throw Attempts	68 vs. Georgia Southern (3-2-57)
Free Throw Percentage	100.0 (17-17) vs. St. Thomas (1-30-76)
Rebounds	100.0 (6-6) vs. Florida (11/27/07)
Assists	78 vs. Hartwick (12-21-67)
Steals	30, twice, last vs. Southeastern Louisiana (3-3-94)
Blocked Shots	19 vs. Anderson (12-29-98)
Largest Win Margin	11 vs. Samford (2-28-91); vs. Trinity Baptist (11-5-19)
Largest Loss Margin	74 (125-51) vs. Johnson (11-29-22)
Largest Home Win	64 (113-49) at Duke (12-1-01)
Largest Road Win	74 (125-51) vs. Johnson (11-29-22)
Largest Home Loss	43 (106-63) vs. Georgia State (3-7-89)
Largest Road Loss	36 (103-67) vs. Georgia Southern (1-30-92)
Fewest Points (modern day)	64 (49-113) at Duke (12/1/18)
Fewest Points, Half (modern day)	38 vs. Texas (11-14-08) vs. FSU (11/18/09)
Most Points Allowed	10 vs. Florida State (11-18-09)
Most Points Allowed, Half	126 vs. Oral Roberts (2-17-79)
Fewest Point Allowed	66 at Troy State (2-27-03)
Fewest Points Allowed (modern day)	4 vs. St. Pete JC (3-6-46)
Fewest Points Allowed, Half	36 vs. Johnson & Wales (11-24-08)
Fewest Points Allowed, Half (modern day)	2 vs. St. Pete JC (3-6-46)
	9 vs. Trinity Baptist (11-5-19)

INDIVIDUAL

Points	48 by Mel Daniels vs. UNC Wilmington (2-19-77)
Field Goals Made	20 by Bob Jenkins vs. Frederick (2-17-66)
Field Goals Attempted	36 by Earnest Killum vs. Georgia Southern (3-7-70)
Field Goal Pct. (min. 12 att.)	92.3 (12-13) by Chad Lambert vs. FIU (1-25-96)
Consecutive FG Made	16 by Jim Ramsey vs. Mercer (2-12-81)
	16 by Jim Ramsey vs. Samford (2-14-81)
	16 by Jim Ramsey vs. Jacksonville (2-17-81)
3-Point FG Made	10 by Wheza Panzo vs. Webber Int'l (12-10-22)
3-Point FG Attempted	19 by Wheza Panzo vs. Webber Int'l (12-10-22)
3-Point FG Pct	100.0 (6-6) by Jason Alexander vs. Fla. Atlantic (1-27-96)
Free Throws Made	21 by Barry Faith vs. Chicago State (2-28-72)
	21 by Jason Alexander at Mercer (2-11-95)
Free Throws Attempted	23 by Jason Alexander at Mercer (2-11-95)
Free Throw Pct.	1.000 (18-18) by Bill Hester vs Miami (2-14-65)
Consecutive FT Made	21 by Barry Faith vs. Chicago St. (2-28-72)
Rebounds	25 by Ralph Miller vs. Pikeville (12-9-57)
Assists	15 by Angel Rivera vs. Webber (11-10-17); Brad Weston vs. Louisiana (1-18-82)
Steals	8 by B.J. Glasford vs. Campbell (11-30-17); 2x by Alexis McMillan, last vs. Campbell (1-25-03)
Blocked Shots	8, three times by Lorenzo Williams, last vs. Samford (1-31-91)

STETSON RECORD BOOK - SEASON-BY-SEASON LEADERS

SCORING

Year	Player	Points	Avg.
2024	Jalen Blackmon	730	21.5
2023	Jalen Blackmon	478	15.4
2022	Chase Johnston	456	15.2
2021	Rob Perry	389	14.4
2020	Rob Perry	497	15.1
2019	Abayomi Iyiola	334	10.8
2018	Divine Myles	520	16.8
2017	Derick Newton	568	17.8
2016	Derick Newton	553	16.3
2015	Kentwan Smith	427	13.8
2014	Willie Green	418	13.5
2013	Adam Pegg	470	15.7
2012	Adam Pegg	433	14.9
2011	Ridge Graham	390	12.6
2010	AJ Smith	416	14.9
2009	Garfield Blair	518	17.3
2008	Garfield Blair	499	16.1
2007	Garfield Blair	408	13.2
2006	E.J. Gordon	465	15.5
2005	Anthony Register	434	16.1
2004	E.J. Gordon	454	16.8
2003	E.J. Gordon	383	14.7
2002	Ravii Givens	337	13.0
2001	Sebastian Singletary	418	14.4
2000	Sebastian Singletary	428	15.3
1999	Garrett Davis	446	16.5
1998	Jeff Warbritton	372	14.3
1997	Garrett Davis	343	12.7
1996	Jason Alexander	537	19.9
1995	Kerry Blackshear	552	20.4
1994	Kerry Blackshear	390	17.0
1993	Donell Grier	504	18.7
1992	Mark Brisker	633	22.6
1991	Mark Brisker	603	19.5
1990	Maurice Cowan	596	18.6
1989	Randy Anderson	419	15.5
1988	Randy Anderson	376	15.7
1987	Randy Anderson	490	15.8
1986	Charles Stevenson	381	13.6
1985	Jorge Fernandez	381	14.1
1984	Glynn Myrick	412	14.7
1983	Frank Burnell	556	19.9
1982	Frank Burnell	483	18.6
1981	Wilbur Montgomery	459	17.0
1980	Dirk Ewing	394	14.6
1979	Dirk Ewing	510	18.9
1978	Mel Daniels	508	18.8
1977	Mel Daniels	536	19.9
1976	Dave Stowers	494	19.0
1975	Otis Johnson	413	15.9
1974	John Haslem	420	16.2
1973	Bill Williams	381	15.2
1972	Ron Beal	454	18.2
1971	Ron Beal	484	17.3
1970	Earnest Killum	741	25.6
1969	Earnest Killum	630	24.2
1968	Derrell Boone	336	14.0
1967	Bob Jenkins	487	18.0
1966	Bob Jenkins	385	16.0
1965	Bill Hester	485	20.2
1964	Bill Hester	402	16.1
1963	Lamar Deaver	511	18.3

1962	Joel Hancock	554	19.8
1961	D. Epting/J. Hancock	504	18.7
1960	Bill Schneider	432	14.9
1959	Gene Wells	622	22.2
1958	Gene Wells	524	21.0
1957	Dave Howard	369	14.8

REBOUNDING

Year	Player	Reb.	Avg.
2024	Aubin Gateretse	259	7.6
2023	Josh Smith	187	6.0
2022	Christian Jones	190	6.6
2021	Mahamadou Diawara	158	6.3
2020	Mahamadou Diawara	214	6.5
2019	Abayomi Iyiola	235	7.6
2018	Abayomi Iyiola	199	6.2
2017	Derick Newton	182	5.7
2016	Brian Pegg	332	9.8
2015	Kentwan Smith	210	6.8
2014	Brian Pegg	189	6.3
2013	Willie Green	206	6.6
2012	Adam Pegg	159	5.5
2011	Ridge Graham	187	6.0
2010	Ridge Graham	175	6.0
2009	Garfield Blair	232	7.7
2008	Garfield Blair	178	5.7
2007	Garfield Blair	178	5.7
2006	E.J. Gordon	194	6.5
2005	E.J. Gordon	186	6.9
2004	E.J. Gordon	192	7.1
2003	Josef McNeal	126	4.8
2002	Santos Hampton	201	7.7
2001	Hampton/Singletary	268	9.2
2000	Sebastian Singletary	260	9.3
1999	Sebastian Singletary	226	8.4
1998	Jeff Warbritton	231	8.9
1997	Fred Entenman	173	6.4
1996	Kerry Blackshear	191	7.1
1995	Kerry Blackshear	184	6.8
1994	Ehren Wallhoff	143	4.9
1993	Donell Grier	173	6.4
1992	Donell Grier	227	8.1
1991	Lorenzo Williams	312	10.1
1990	Lorenzo Williams	269	8.4
1989	Randy Anderson	225	8.3
1988	Randy Anderson	189	7.9
1987	Randy Anderson	311	10.0
1986	Randy Anderson	242	9.0
1985	Rodney Williams	152	5.4
1984	Mike Reddick	237	8.5
1983	Gary Mims	189	6.8
1982	Mike Reddick	211	7.8
1981	Wilbur Montgomery	226	8.4
1980	Wilbur Montgomery	200	7.4
1979	Greg Guye	213	7.9
1978	Mel Daniels	244	9.0
1977	Mel Daniels	285	10.6
1976	Pete Nordhorn	191	7.3
1975	Otis Johnson	233	9.0
1974	John Haslem	213	8.2
1973	Bill Williams	244	9.8
1972	Ron Beal	142	5.7
1971	Ken Showers	351	13.5
1970	Derrell Boone	225	7.8

1969	Ken Showers	302	11.6
1968	Chris Ralston	207	8.0
1967	Chris Ralston	211	7.8
1966	Ron Moore	215	8.6
1965	Ron Moore	250	9.6
1964	Bill Hester	263	10.5
1963	Lamar Deaver	300	10.7
1962	Lamar Deaver	242	8.6
1961	Dalton Epting	327	12.1
1960	Bill Schneider	282	9.7
1959	Ralph Miller	360	12.9
1958	Ralph Miller	248	10.3
1957	Mac Stones	282	11.3

ASSISTS

Year	Player	Ast.	Avg.
2024	Stephan Swenson	201	5.9
2023	Stephan Swenson	138	4.8
2022	Stephan Swenson	159	5.3
2021	Stephan Swenson	104	3.9
2020	Jahlil Rawley	56	1.7
2019	Kenny Aninye	111	3.6
2018	Angel Rivera	150	4.7
2017	Angel Rivera	162	5.4
2016	Angel Rivera	150	4.4
2015	Angel Rivera	120	3.9
2014	Raymone Andrews	116	3.9
2013	Joel Naburgs	121	3.9
2012	Joel Naburgs	74	2.6
2011	Corey Walden	78	3.3
2010	Brandon Williams	78	2.7
2009	A.J. Smith	110	3.8
2008	A.J. Smith	80	2.5
2007	Gabe McMillen	99	3.2
2006	E.J. Gordon	92	3.1
2005	Will Holloman	75	2.9
2004	E.J. Gordon	83	3.1
2003	Ravii Givens	73	2.9
2002	Ravii Givens	98	3.8
2001	Ravii Givens	173	6.0
2000	Ravii Givens	110	4.4
1999	Mario Haynes	102	4.1
1998	Mario Haynes	83	3.2
1997	Kennith Johnson	90	3.3
1996	Jason Alexander	119	4.4
1995	Jason Alexander	139	5.6
1994	Tremayne Thomas	90	3.1
1993	Rob Wilkes	111	4.1
1992	Rob Wilkes	116	4.1
1991	Frank Ireland	126	4.2
1990	Frank Ireland	171	5.7
1989	Frank Ireland	137	4.7
1988	Terry Johnson	135	4.8
1987	Terry Johnson	179	5.8
1986	Terry Johnson	115	4.1
1985	Robert Rowe	87	3.3
1984	Glynn Myrick	135	4.8
1983	Glynn Myrick	95	3.4
1982	Brad Weston	145	5.4
1981	Brad Weston	133	4.9
1980	Brad Weston	129	4.8
1979	Brad Weston	110	4.1
1978	Glenn Wilkes Jr.	122	4.7
1977	Buzzy O'Connell	162	6.0

STETSON RECORD BOOK - SEASON-BY-SEASON LEADERS

1976..... Buzzy O'Connell1425.5
 1975..... Buzzy O'Connell863.3

STEALS

Year.....	Player.....	Stl.....	Avg.....
2024.....	Stephan Swenson.....	53.....	1.6
2023.....	Stephan Swenson.....	35.....	1.4
2022.....	Chase Johnston.....	43.....	1.4
2021.....	Chase Johnston.....	41.....	1.5
2020.....	Jahlil Rawley.....	48.....	1.5
2019.....	Jahlil Rawley.....	35.....	1.2
2018.....	Divine Myles.....	49.....	1.6
2017.....	B.J. Glasford.....	32.....	1.0
2016.....	Divine Myles.....	45.....	1.3
2015.....	Divine Myles.....	36.....	1.2
2014.....	Kentwan Smith.....	32.....	1.0
2013.....	Chris Perez.....	35.....	1.1
2012.....	Aaron Graham.....	39.....	1.3
2011.....	Corey Walden.....	56.....	2.3
2010.....	Ridge Graham.....	39.....	1.3
2009.....	Kris Thomas.....	37.....	1.3
2008.....	Kris Thomas.....	44.....	1.4
2007.....	Gabe McMillen.....	60.....	1.9
2006.....	Anthony Register.....	64.....	2.0
2005.....	E.J. Gordon.....	53.....	2.0
2004.....	E.J. Gordon.....	66.....	2.4
2003.....	Alexis McMillan.....	87.....	4.0*
2002.....	Alexis McMillan.....	69.....	2.7
2001.....	Ravii Givens.....	47.....	1.6
2000.....	Ravii Givens.....	44.....	1.8
1999.....	Sebastian Singletary.....	55.....	2.0
1998.....	Kennith Johnson.....	30.....	1.2
1997.....	Kennith Johnson.....	39.....	1.2
1996.....	Jason Alexander.....	58.....	2.1
1995.....	Jason Alexander.....	46.....	1.8
1994.....	Kerry Blackshear.....	36.....	1.6
1993.....	Bryant Conner.....	34.....	1.3
1992.....	Bryant Conner.....	38.....	1.7
1991.....	Frank Ireland.....	38.....	1.3
1990.....	Frank Ireland.....	44.....	1.5
1989.....	Frank Ireland.....	31.....	1.1
1988.....	Terry Johnson.....	29.....	1.0

2005.....	Borislav Djordjic.....	12.....	0.5
2004.....	Borislav Djordjic.....	16.....	0.6
2003.....	Alexis McMillan.....	22.....	1.0
2002.....	Alexis McMillan.....	22.....	0.8
2001.....	Sebastian Singletary.....	28.....	1.0
2000.....	Sebastian Singletary.....	26.....	1.0
1999.....	Sebastian Singletary.....	33.....	1.2
1998.....	Chad Lambert.....	26.....	1.0
1997.....	Chad Lambert.....	21.....	0.8
1996.....	Chad Lambert.....	39.....	1.4
1995.....	Milton Turner.....	23.....	0.9
1994.....	Travis Garrett.....	33.....	1.4
1993.....	Donell Grier.....	23.....	0.9
1992.....	Donell Grier.....	22.....	0.8
1991.....	Lorenzo Williams.....	113.....	3.6
1990.....	Lorenzo Williams.....	121.....	3.8
1989.....	Derrall Dumas.....	53.....	2.0
1988.....	Randy Anderson.....	31.....	1.3

*-Led the nation

BLOCKED SHOTS

Year.....	Player.....	Blk.....	Avg.....
2024.....	Aubin Gateretse.....	51.....	1.5
2023.....	Josh Smith.....	27.....	0.9
2022.....	Alvin Tumblin.....	26.....	1.0
2021.....	Mahamadou Diawara.....	25.....	0.9
2020.....	Mahamadou Diawara.....	18.....	0.5
2019.....	Abayomi Iyiola.....	37.....	1.2
2018.....	Larry Dennis.....	24.....	0.8
2017.....	Larry Dennis.....	25.....	0.8
2016.....	Brian Pegg.....	35.....	1.0
2015.....	Kentwan Smith.....	46.....	1.5
2014.....	Willie Green.....	41.....	1.3
2013.....	Willie Green.....	41.....	1.3
2012.....	Willie Green.....	39.....	1.3
2011.....	Graeme Radford.....	22.....	0.7
2010.....	Graeme Radford.....	24.....	0.9
2009.....	Tim Lang.....	35.....	1.2
2008.....	Tim Lang.....	16.....	0.5
2007.....	Tim Lang.....	30.....	1.0
2006.....	Chief Kickingstallionsims.....	22.....	0.7

STETSON RECORD BOOK - AWARD WINNERS

ALL-AMERICA		Anthony Register, g	2004-05	E.J. Gordon	2005-06	
Joel Hancock		E.J. Gordon, g	2005-06	Derick Newton	2015-16	
1960-61	NAIA (HM/AP)	Garfield Blair, g	2007-08	Brian Pegg	2015-16	
1960-61	NAIA (HM/UPI)	Garfield Blair, g	2008-09	Christian Jones	2019-20	
1960-61	NAIA (HM/Chuck Taylor)	Adam Pegg, f	2011-12	Christian Jones	2020-21	
		Chris Perez, g	2012-13	Jalen Blackmon	2023-24	
Lamar Deaver		Kentwan Smith, f	2014-15	Stephan Swenson	2023-24	
1962-63	NAIA (HM/UPI)	Brian Pegg, f	2015-16	Aubin Gateretse	2023-24	
		Derick Newton, f	2016-17			
Earnest Killum		Divine Myles, g	2017-18	ASUN TOURNAMENT MVP		
1968-69*	3rd Team/NABC	Rob Perry, g	2019-20	Jalen Blackmon	2023-24	
1968-69*	1st team/AP	Stephan Swenson, g	2023-24			
1968-69*	2nd team/UPI			ACADEMIC ALL-CONFERENCE		
1969-70*	3rd Team/NABC	3RD TEAM ALL-CONFERENCE			Adam Pegg	2012-13
1969-70*	1st team/AP	Maurice Cowan, g	1989-90	Hunter Miller	2012-13	
1969-70*	2nd team/UPI	Kerry Blackshear, g/f	1994-95	Hunter Miller	2013-14	
*-college division		Sebastian Singletary, f	1998-99	Brian Pegg	2014-15	
				Brian Pegg	2015-16	
				Brian Pegg	2016-17	
				Brian Pegg	2018-19	
Derick Newton		ALL-FRESHMAN TEAM				
2015-16*	Freshman	Kerry Blackshear, g/f	1992-93			
*-Kyle Macy Freshman All-America team		Eugene Ambrose, g	2000-01	A-SUN SCHOLAR-ATHLETE OF THE YEAR		
		Mark Stiles, c	2001-02	Adam Pegg	2012-13	
Mahamadou Diawara	Freshman	E.J. Gordon, g	2002-03	Brian Pegg	2016-17	
2019-20*		Ridge Graham, f	2009-10			
*-Kyle Macy Freshman All-America team		Luis Jacobo, f	2010-11			
		Corey Walden, g	2010-11	PLAYER OF THE WEEK		
Rob Perry	Freshman	Brian Pegg, f	2013-14	Jason Alexander	3	
2019-20*		Grant Lozoya, g	2014-15	Randy Anderson	3	
*-Kyle Macy Freshman All-America team		Divine Myles, g	2014-15	Jalen Blackmon	2	
		Derick Newton, f	2015-16	Kerry Blackshear	4	
Chase Johnston	Freshman	Abayomi Iyiola, f	2017-18	Garfield Blair	1	
2020-21*		Mahamadou Diawara, f	2019-20	Mark Brisker	2	
*-Kyle Macy Freshman All-America team		Rob Perry, g	2019-20	Maurice Cowan	1	
		Chase Johnston, g	2020-21	Garrett Davis	1	
		Josh Smith, f	2020-21	Ravii Givens	1	
				E.J. Gordon	2	
1ST TEAM ALL-CONFERENCE		PLAYER OF THE YEAR			Ridge Graham	1
Randy Anderson, f	1986-87	Kerry Blackshear	1994-95	Donnell Grier	2	
Randy Anderson, f	1988-89			Santos Hampton	3	
Derrall Dumas, c	1989-90	COACH OF THE YEAR			Terry Johnson	1
Mark Brisker, g	1990-91	Dan Hipsher	1994-95	Gabe McMillen	1	
Mark Brisker, g	1991-92			Joel Naburgs	1	
Donell Grier, f	1992-93	NEWCOMER/FRESHMAN OF THE YEAR			Derick Newton	1
Jason Alexander, g	1994-95	Mark Brisker	1990-91	Adam Pegg	1	
Kerry Blackshear, g/f	1994-95	Kerry Blackshear	1992-93	Chris Perez	1	
Jason Alexander, g	1995-96	Jason Alexander	1994-95	Anthony Register	1	
Jeff Warbritton, c	1997-98	E.J. Gordon	2002-03	Patrick Sams	1	
Sebastian Singletary, f	1999-00	Derick Newton	2015-16	Sebastian Singletary	2	
Sebastian Singletary, f	2000-01	Rob Perry	2019-20	A.J. Smith	1	
Adam Pegg, c	2012-13	Chase Johnston	2020-21	Josh Smith	1	
Jalen Blackmon, g	2022-23			Kentwan Smith	1	
Jalen Blackmon, g	2023-24			Jeff Warbritton	1	
2ND TEAM ALL-CONFERENCE		ALL-TOURNAMENT				
Gary Coachman, f	1986-87	Randy Anderson	1986-87			
Randy Anderson, f	1987-88	Gary Coachman	1986-87			
Lorenzo Williams, c	1990-91	Frank Ireland	1989-90			
Bryant Conner, g	1992-93	Bryant Conner	1993-94			
Kerry Blackshear, g/f	1993-94	Travis Garrett	1993-94			
Garrett Davis, g/f	1998-99	Patrick Sams	1993-94			
E.J. Gordon, g	2003-04					

