

U.S. Healthcare Isn't Ready for Seniors with Disabilities

STEPHEN DALE AND DAVID GOLDFARB

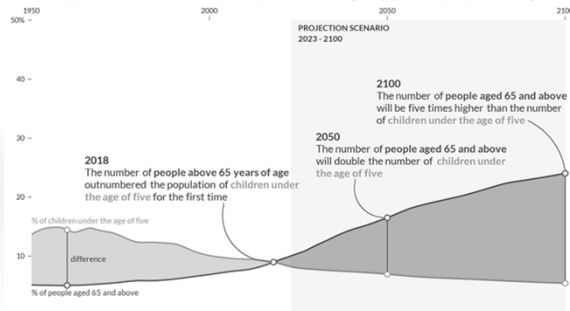
1

The Global Age Wave

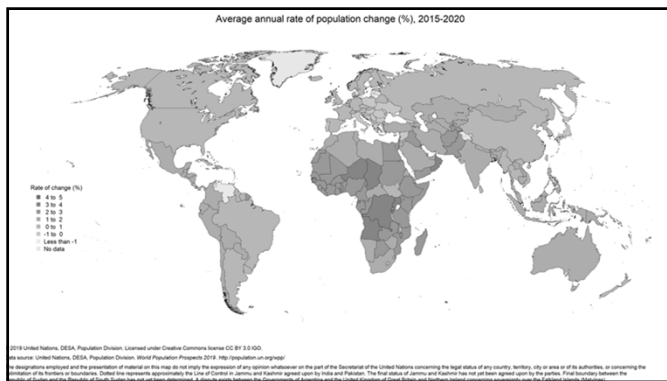
2

The world's population is aging

Global population share of children under the age of five versus the global population of people over the age of 65



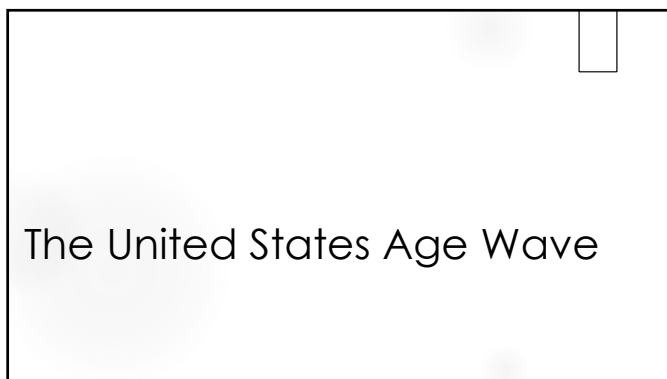
3



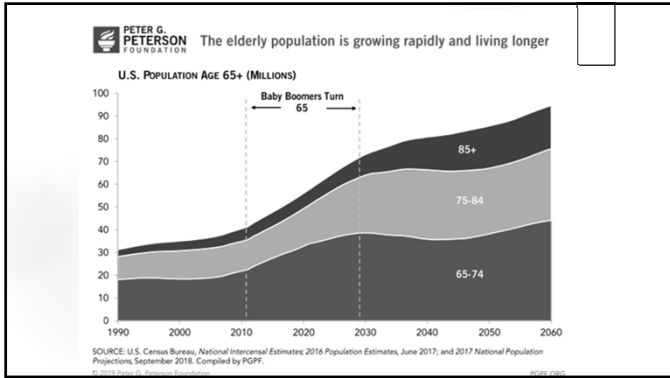
4



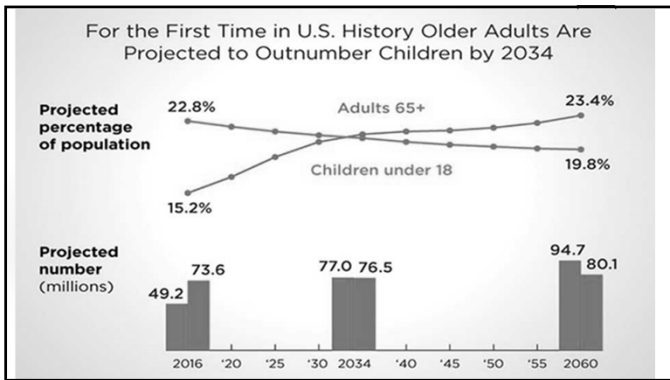
5



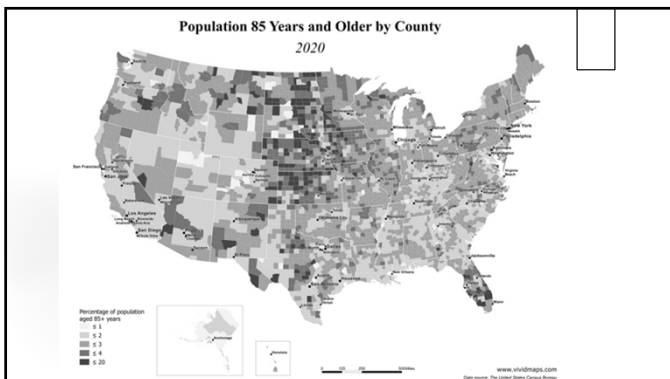
6



7

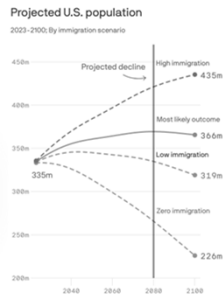


8



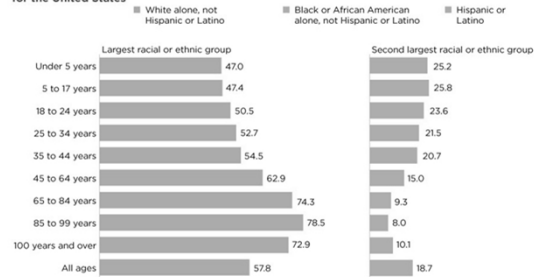
9

Future Growth: Immigration A Big Factor



10

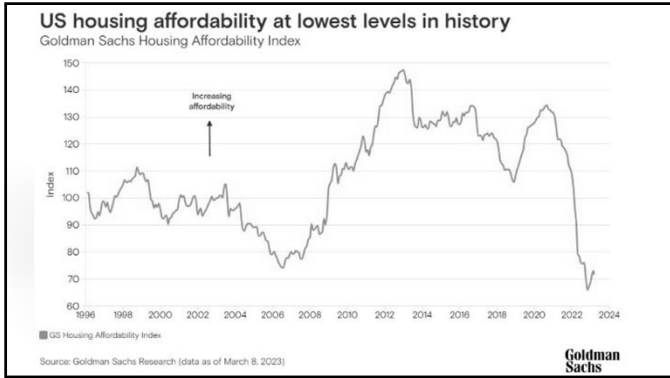
Figure 2.
Percent of Population in Largest and Second Largest Racial or Ethnic Group by Age
for the United States



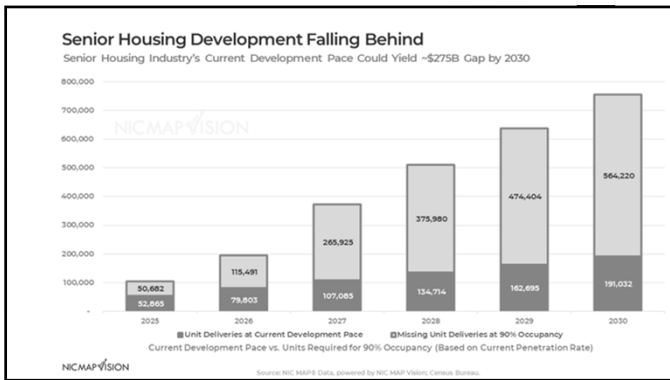
11

Accessible, Affordable Housing

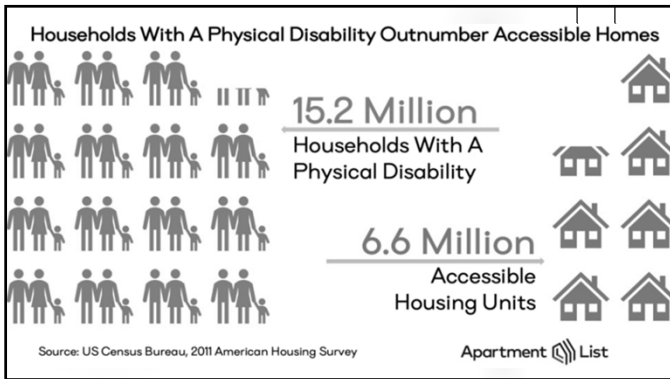
12



13



14

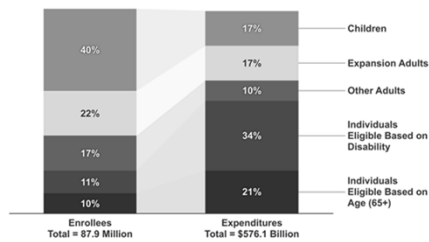


15

Federal & State Budgets

16

Figure 3
The Majority of Medicaid Spending is for Individuals Eligible Based on Disability or Age (65+).

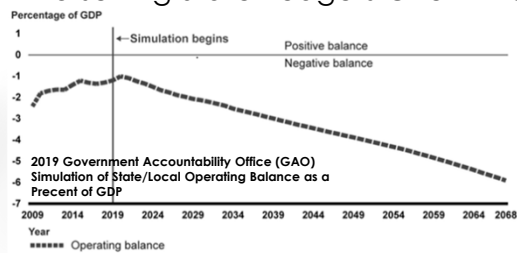


NOTE: Includes full and partial benefit enrollees ever enrolled during 2019. Total may not sum to 100% due to rounding.
SOURCE: KFF analysis of the TMSIS Research Identifiable Files, 2019.

KFF

17

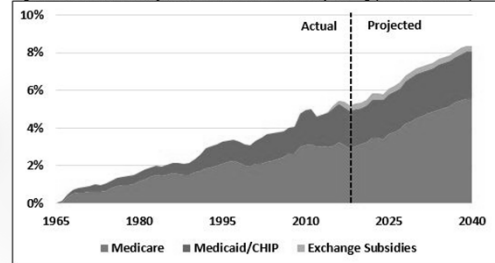
Worsening State Budgets Over Time



18

Rising Federal Health Care Costs

Fig. 2: Historical and Projected Federal Health Care Spending (Percent of GDP)



Source: Office of Management and Budget, Congressional Budget Office, CRFB calculations.

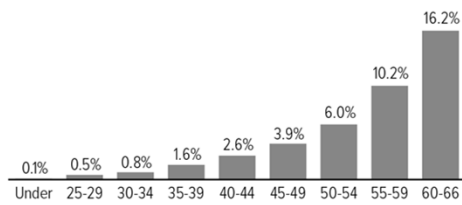
19

Disabilities & Old Age

20

Disability Rates Rise With Age

Disability Insurance beneficiaries as a percent of insured workers, December 2022



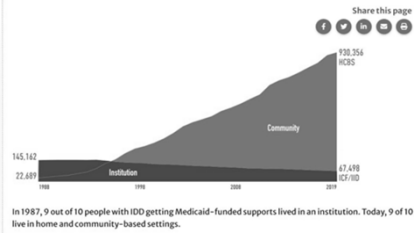
Source: CBPP based on data from Social Security Administration

CENTER ON BUDGET AND POLICY PRIORITIES | CBPP.ORG

21

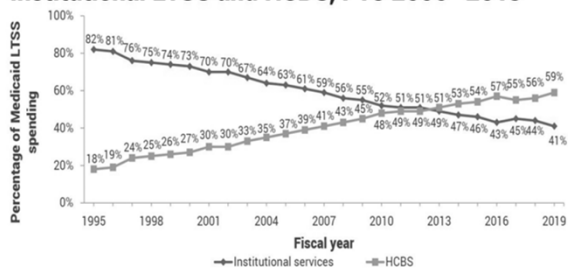
De-institutionalization

Change in Medicaid HCBS Waiver and ICF/IID Recipients between 1988 and 2019



22

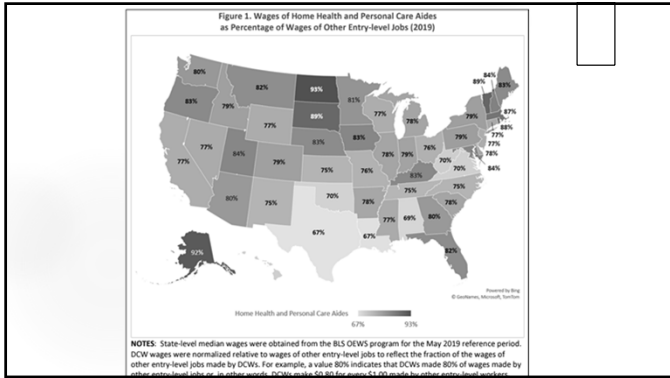
Proportion of Total Medicaid LTSS Spending on Institutional LTSS and HCBS, FYs 2000–2019



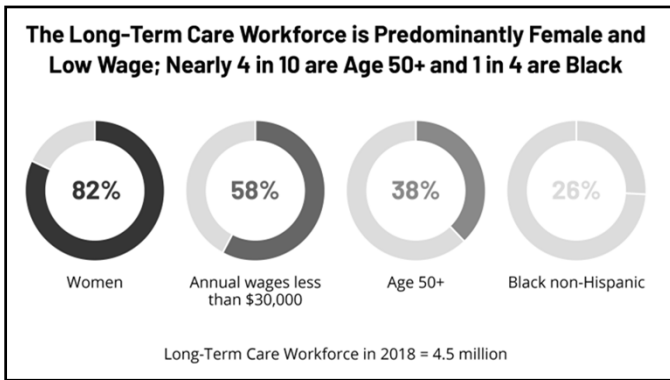
23

Staffing Crisis

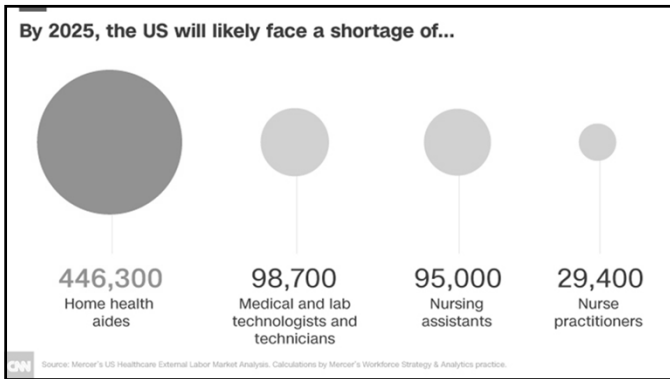
24



25



26



27

Service Provision and Integration

28

Intellectual Disabilities and Aging Focus on Employment—What's Next?



29

Integrating Older Adult Settings



30

Recap

- ▶ Global & United States Age wave.
- ▶ Will impact government budgets.
- ▶ Need for housing.
- ▶ Need for staffing.
- ▶ Need for different services.
- ▶ Need to integrate aging services.
