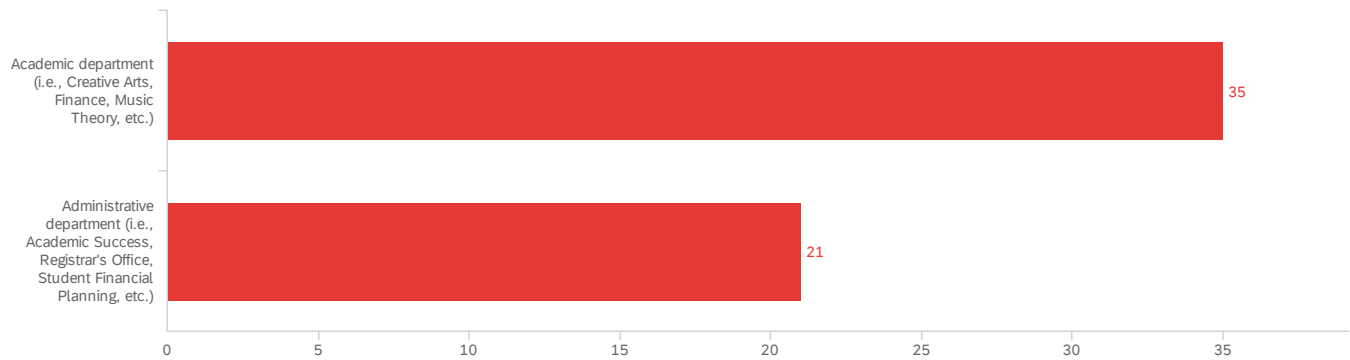


# Default Report

University Software Survey

May 4, 2020 11:36 AM EDT

## Are you reporting for an academic department or an administrative unit?

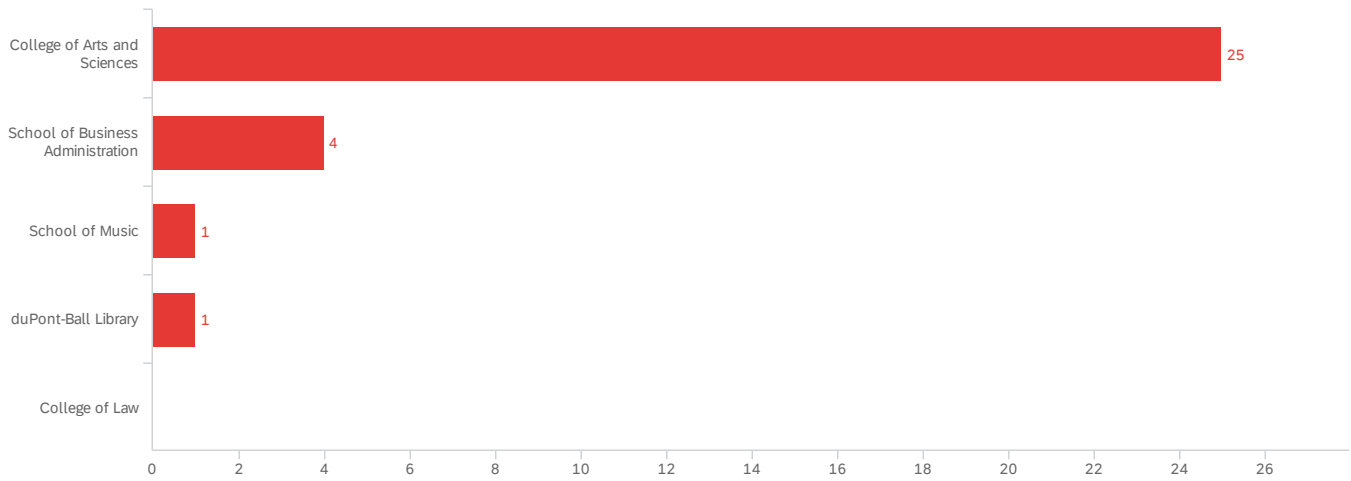


#	Field	Choice Count
1	Academic department (i.e., Creative Arts, Finance, Music Theory, etc.)	62.50% 35
2	Administrative department (i.e., Academic Success, Registrar's Office, Student Financial Planning, etc.)	37.50% 21

56

Showing rows 1 - 3 of 3

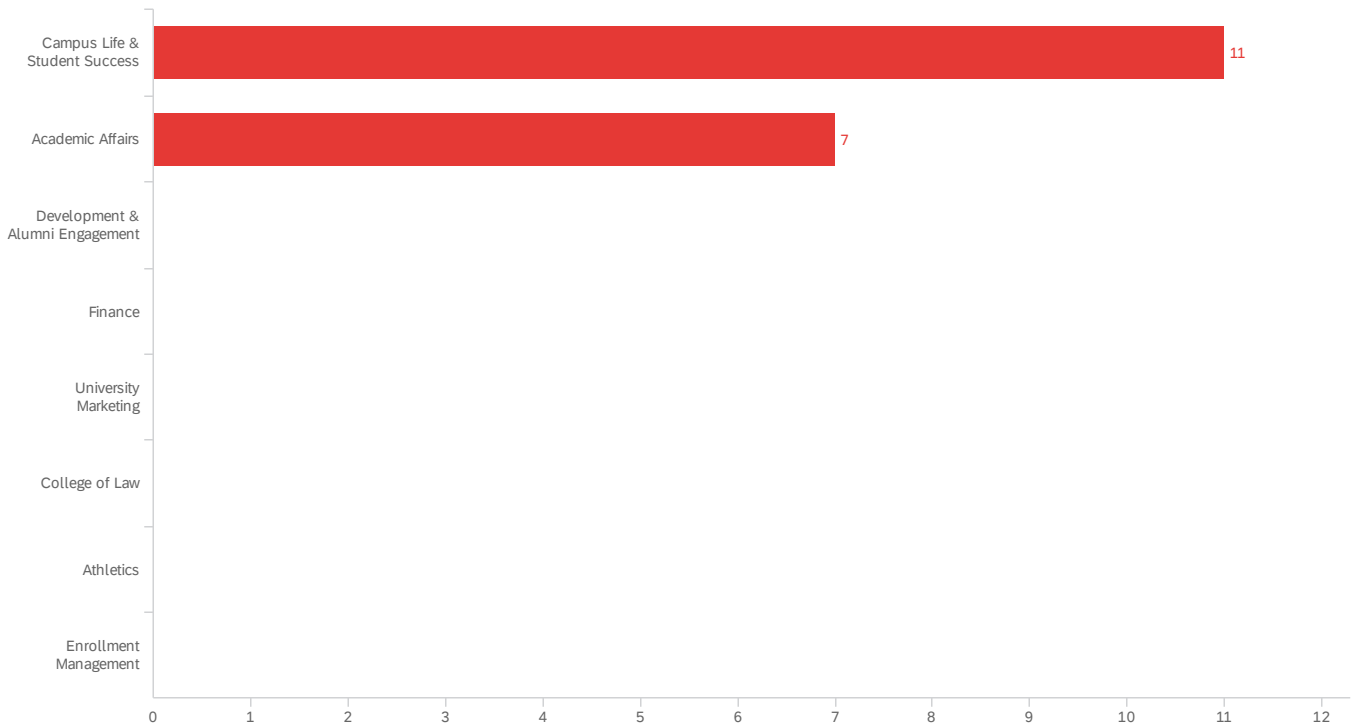
## Which college/school is your academic department housed in?



#	Field	Choice Count
1	College of Arts and Sciences	80.65% 25
2	School of Business Administration	12.90% 4
3	School of Music	3.23% 1
4	duPont-Ball Library	3.23% 1
5	College of Law	0.00% 0
		31

Showing rows 1 - 6 of 6

## Which division is your administrative department housed in?



#	Field	Choice Count
1	Academic Affairs	38.89% 7
2	Development & Alumni Engagement	0.00% 0
3	Finance	0.00% 0
4	University Marketing	0.00% 0
5	College of Law	0.00% 0
6	Athletics	0.00% 0
7	Campus Life & Student Success	61.11% 11
8	Enrollment Management	0.00% 0

18

Showing rows 1 - 9 of 9

# Which specific department are you reporting for?

Which specific department are you reporting for?

---

Sociology and Anthropology

Water Institute

Counselor Education

Economics

Physics

Biology

Management

Creative Arts - general (not program-specific) and also administrative support

Creative Arts / Theatre Arts Program

Creative Arts / Studio Art Program

Creative Arts / Digital Arts Program

Creative Arts / Art History

Hand Art Center

Psychology

Dean of Students

Education

Education

Library

As

Management

Department of Religious Studies

Student Counseling Services

Which specific department are you reporting for?

---

Grants & Sponsored Research

World Languages and Cultures

Registrar

finance

Entire School of Music

History

Philosophy

Student Development and Campus Vibrancy

Assessment and Operational Effectiveness

Title IX

Academic Success

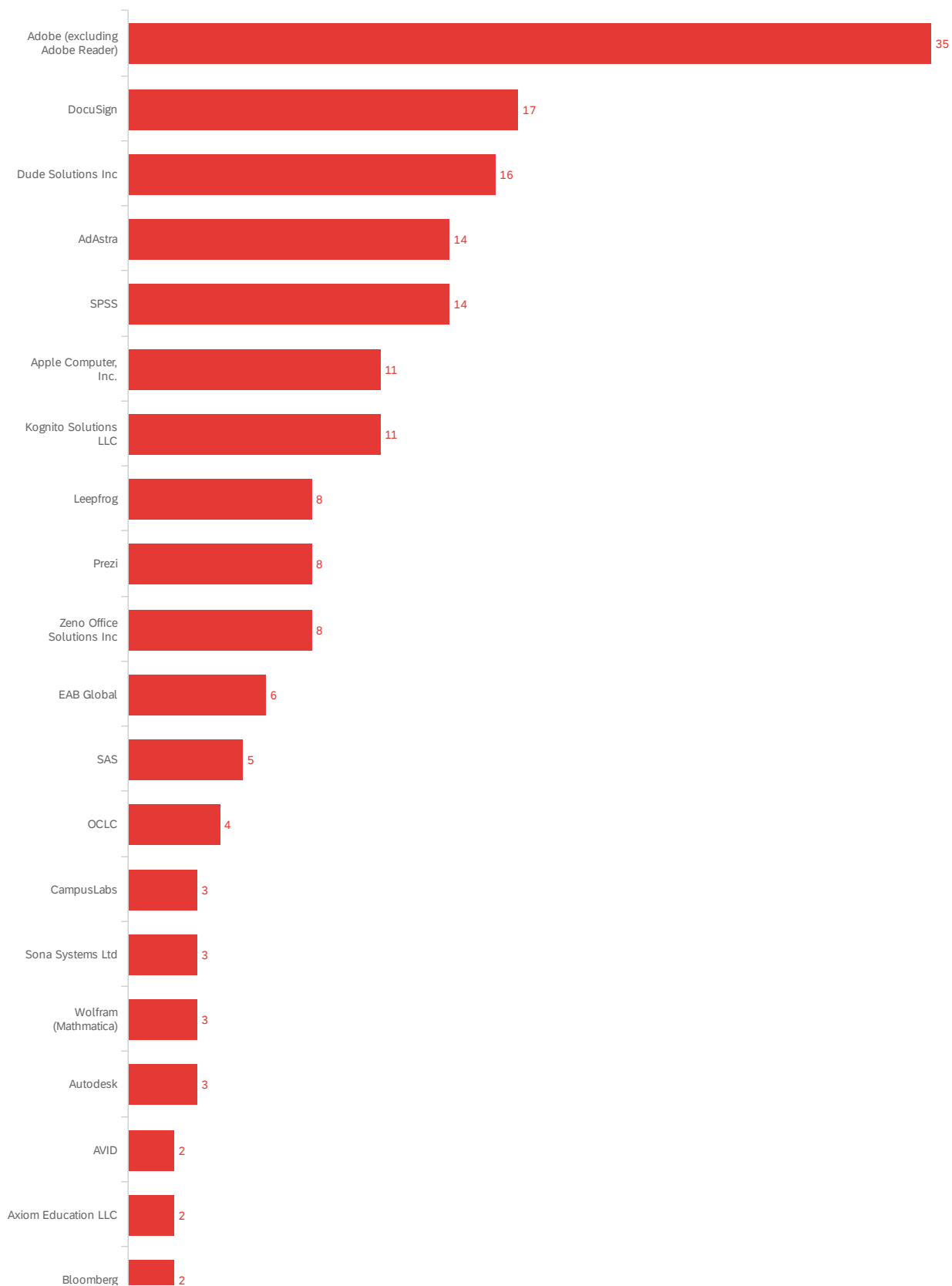
Vice President of Student Affairs

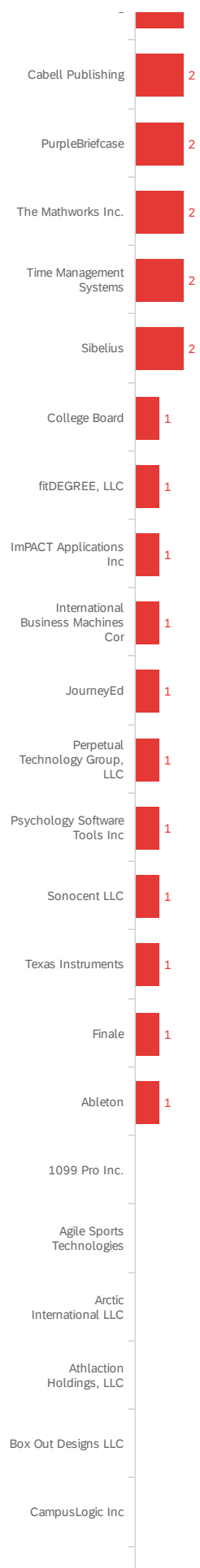
Community Standards

Career & Professional Development

Wellness and Recreation

Below is a list of software used throughout the University. Please select the software used in your department or program.





Chico Research

Coalition  
Application Inc.

Competitive Edge  
Software, LLC

Computer Sports  
Medicine Inc (CSMI)

Concept3D, Inc

Discourse Analytics  
Inc

EMS Software

EnergyCAP Inc

ESRI, Inc.

Examsoft

Freedom Scientific

Frontline Systems

Gaussian

Genetec Security  
Center

Hopsie Inc

HP IMC

HubSpot, Inc.

Learfield  
Communication Inc

Longmire and  
Company, Inc.

LPCARD-INT IN  
MYACCLAIM J0062533

LSAC

ofcourse Scheduling  
2802-71708 1058

Parchment Inc





#	Field	Choice Count
1	1099 Pro Inc.	0.00% 0
2	AdAstra	7.14% 14
3	Adobe (excluding Adobe Reader)	17.86% 35
4	Agile Sports Technologies	0.00% 0

#	Field	Choice Count
5	Apple Computer, Inc.	5.61% 11
6	Arctic International LLC	0.00% 0
7	Athlaction Holdings, LLC	0.00% 0
8	AVID	1.02% 2
9	Axiom Education LLC	1.02% 2
10	Bloomberg	1.02% 2
11	Box Out Designs LLC	0.00% 0
12	Cabell Publishing	1.02% 2
13	CampusLabs	1.53% 3
14	CampusLogic Inc	0.00% 0
15	Chico Research	0.00% 0
16	Coalition Application Inc.	0.00% 0
17	College Board	0.51% 1
18	Competitive Edge Software, LLC	0.00% 0
19	Computer Sports Medicine Inc (CSMi)	0.00% 0
20	Concept3D, Inc	0.00% 0
21	Discourse Analytics Inc	0.00% 0
22	DocuSign	8.67% 17
23	Dude Solutions Inc	8.16% 16
24	EAB Global	3.06% 6
25	EMS Software	0.00% 0
26	EnergyCAP Inc	0.00% 0
27	ESRI, Inc.	0.00% 0
28	Examsoft	0.00% 0
29	fitDEGREE, LLC	0.51% 1
30	Freedom Scientific	0.00% 0
31	Frontline Systems	0.00% 0
32	Gaussian	0.00% 0
33	Genetec Security Center	0.00% 0

#	Field	Choice Count
34	Hopsie Inc	0.00% 0
35	HP IMC	0.00% 0
36	HubSpot, Inc.	0.00% 0
38	ImPACT Applications Inc	0.51% 1
39	International Business Machines Cor	0.51% 1
40	JourneyEd	0.51% 1
41	Kognito Solutions LLC	5.61% 11
42	Learfield Communication Inc	0.00% 0
43	Leepfrog	4.08% 8
44	Longmire and Company, Inc.	0.00% 0
45	LPCARD-INT IN MYACCLAIM J0062533	0.00% 0
46	LSAC	0.00% 0
47	OCLC	2.04% 4
48	ofcourse Scheduling 2802-71708 I058	0.00% 0
49	Parchment Inc	0.00% 0
50	Perpetual Technology Group, LLC	0.51% 1
51	PhotoShelter Inc	0.00% 0
52	Prezi	4.08% 8
53	ProCertas	0.00% 0
54	Psychology Software Tools Inc	0.51% 1
55	Public Financial Management	0.00% 0
56	PurpleBriefcase	1.02% 2
57	RealRecruit LLC	0.00% 0
58	SAS	2.55% 5
59	Security Information Systems Inc	0.00% 0
60	ShareGate	0.00% 0
61	Simplicity Corporation	0.00% 0
62	SimpsonScarborough	0.00% 0
63	Sona Systems Ltd	1.53% 3

#	Field	Choice Count
64	Sonocent LLC	0.51% 1
65	SPSS	7.14% 14
66	Symplicity	0.00% 0
67	Technolutions Inc	0.00% 0
68	Terra Dotta	0.00% 0
69	Texas Instruments	0.51% 1
70	The Advisory Board Company	0.00% 0
71	The Mathworks Inc.	1.02% 2
72	Thycotic Softwrae	0.00% 0
73	Time Management Systems	1.02% 2
74	Veeam	0.00% 0
75	Waterloo Maple Inc	0.00% 0
76	Watermark (Digital Measures)	0.00% 0
77	Wilson-Bennett Technology Inc	0.00% 0
78	Wolfram (Mathmatica)	1.53% 3
79	WordRake	0.00% 0
80	Zeno Office Solutions Inc	4.08% 8
81	Finale	0.51% 1
82	Sibelius	1.02% 2
83	Ableton	0.51% 1
84	Autodesk	1.53% 3
		196

Showing rows 1 - 84 of 84

For each software, indicate the frequency of use.

#	Field	Weekly	Monthly	Semesterly	Rarely	Total
1	1099 Pro Inc.	0.00% 0	0.00% 0	0.00% 0	0.00% 0	0
2	Ableton	100.00% 1	0.00% 0	0.00% 0	0.00% 0	1
3	AdAstra	33.33% 3	55.56% 5	0.00% 0	11.11% 1	9
4	Adobe (excluding Adobe Reader)	89.29% 25	7.14% 2	0.00% 0	3.57% 1	28
5	Agile Sports Technologies	0.00% 0	0.00% 0	0.00% 0	0.00% 0	0
6	Apple Computer, Inc.	100.00% 8	0.00% 0	0.00% 0	0.00% 0	8
7	Arctic International LLC	0.00% 0	0.00% 0	0.00% 0	0.00% 0	0
8	Athlaction Holdings, LLC	0.00% 0	0.00% 0	0.00% 0	0.00% 0	0
9	Autodesk	50.00% 1	50.00% 1	0.00% 0	0.00% 0	2
10	AVID	0.00% 0	0.00% 0	0.00% 0	0.00% 0	0
11	Axiom Education LLC	50.00% 1	0.00% 0	0.00% 0	50.00% 1	2
12	Bloomberg	100.00% 2	0.00% 0	0.00% 0	0.00% 0	2
13	Box Out Designs LLC	0.00% 0	0.00% 0	0.00% 0	0.00% 0	0
14	Cabell Publishing	50.00% 1	50.00% 1	0.00% 0	0.00% 0	2
15	CampusLabs	0.00% 0	50.00% 1	0.00% 0	50.00% 1	2
16	CampusLogic Inc	0.00% 0	0.00% 0	0.00% 0	0.00% 0	0
17	Chico Research	0.00% 0	0.00% 0	0.00% 0	0.00% 0	0
18	Coalition Application Inc.	0.00% 0	0.00% 0	0.00% 0	0.00% 0	0
19	College Board	100.00% 1	0.00% 0	0.00% 0	0.00% 0	1
20	Competitive Edge Software, LLC	0.00% 0	0.00% 0	0.00% 0	0.00% 0	0
21	Computer Sports Medicine Inc (CSMI)	0.00% 0	0.00% 0	0.00% 0	0.00% 0	0
22	Concept3D, Inc	0.00% 0	0.00% 0	0.00% 0	0.00% 0	0
23	Discourse Analytics Inc	0.00% 0	0.00% 0	0.00% 0	0.00% 0	0
24	DocuSign	15.38% 2	46.15% 6	30.77% 4	7.69% 1	13
25	Dude Solutions Inc	71.43% 10	21.43% 3	7.14% 1	0.00% 0	14
26	EAB Global	100.00% 5	0.00% 0	0.00% 0	0.00% 0	5
27	EMS Software	0.00% 0	0.00% 0	0.00% 0	0.00% 0	0

#	Field	Weekly	Monthly	Semesterly	Rarely	Total
28	EnergyCAP Inc	0.00% 0	0.00% 0	0.00% 0	0.00% 0	0
29	ESRI, Inc.	0.00% 0	0.00% 0	0.00% 0	0.00% 0	0
30	Examssoft	0.00% 0	0.00% 0	0.00% 0	0.00% 0	0
31	Finale	0.00% 0	0.00% 0	0.00% 0	0.00% 0	0
32	fitDEGREE, LLC	100.00% 1	0.00% 0	0.00% 0	0.00% 0	1
33	Freedom Scientific	0.00% 0	0.00% 0	0.00% 0	0.00% 0	0
34	Frontline Systems	0.00% 0	0.00% 0	0.00% 0	0.00% 0	0
35	Gaussian	0.00% 0	0.00% 0	0.00% 0	0.00% 0	0
36	Genetec Security Center	0.00% 0	0.00% 0	0.00% 0	0.00% 0	0
37	Hopsie Inc	0.00% 0	0.00% 0	0.00% 0	0.00% 0	0
38	HP IMC	0.00% 0	0.00% 0	0.00% 0	0.00% 0	0
39	HubSpot, Inc.	0.00% 0	0.00% 0	0.00% 0	0.00% 0	0
40	ImPACT Applications Inc	100.00% 1	0.00% 0	0.00% 0	0.00% 0	1
41	International Business Machines Cor	100.00% 1	0.00% 0	0.00% 0	0.00% 0	1
42	JourneyEd	0.00% 0	0.00% 0	100.00% 1	0.00% 0	1
43	Kognito Solutions LLC	20.00% 2	30.00% 3	30.00% 3	20.00% 2	10
44	Learfield Communication Inc	0.00% 0	0.00% 0	0.00% 0	0.00% 0	0
45	Leepfrog	25.00% 2	0.00% 0	50.00% 4	25.00% 2	8
46	Longmire and Company, Inc.	0.00% 0	0.00% 0	0.00% 0	0.00% 0	0
47	LPCARD-INT IN MYACCLAIM J0062533	0.00% 0	0.00% 0	0.00% 0	0.00% 0	0
48	LSAC	0.00% 0	0.00% 0	0.00% 0	0.00% 0	0
49	OCLC	100.00% 4	0.00% 0	0.00% 0	0.00% 0	4
50	ofcourse Scheduling 2802-71708 I058	0.00% 0	0.00% 0	0.00% 0	0.00% 0	0
51	Parchment Inc	0.00% 0	0.00% 0	0.00% 0	0.00% 0	0
52	Perpetual Technology Group, LLC	100.00% 1	0.00% 0	0.00% 0	0.00% 0	1
53	PhotoShelter Inc	0.00% 0	0.00% 0	0.00% 0	0.00% 0	0
54	Prezi	57.14% 4	14.29% 1	14.29% 1	14.29% 1	7
55	ProCertas	0.00% 0	0.00% 0	0.00% 0	0.00% 0	0
56	Psychology Software Tools Inc	100.00% 1	0.00% 0	0.00% 0	0.00% 0	1

#	Field	Weekly	Monthly	Semesterly	Rarely	Total
57	Public Financial Management	0.00% 0	0.00% 0	0.00% 0	0.00% 0	0
58	PurpleBriefcase	50.00% 1	0.00% 0	0.00% 0	50.00% 1	2
59	RealRecruit LLC	0.00% 0	0.00% 0	0.00% 0	0.00% 0	0
60	SAS	75.00% 3	0.00% 0	0.00% 0	25.00% 1	4
61	Security Information Systems Inc	0.00% 0	0.00% 0	0.00% 0	0.00% 0	0
62	ShareGate	0.00% 0	0.00% 0	0.00% 0	0.00% 0	0
63	Sibelius	100.00% 2	0.00% 0	0.00% 0	0.00% 0	2
64	Simplicity Corporation	0.00% 0	0.00% 0	0.00% 0	0.00% 0	0
65	SimpsonScarborough	0.00% 0	0.00% 0	0.00% 0	0.00% 0	0
66	Sona Systems Ltd	66.67% 2	0.00% 0	33.33% 1	0.00% 0	3
67	Sonocent LLC	100.00% 1	0.00% 0	0.00% 0	0.00% 0	1
68	SPSS	70.00% 7	20.00% 2	10.00% 1	0.00% 0	10
69	Symplicity	0.00% 0	0.00% 0	0.00% 0	0.00% 0	0
70	Technolutions Inc	0.00% 0	0.00% 0	0.00% 0	0.00% 0	0
71	Terra Dotta	0.00% 0	0.00% 0	0.00% 0	0.00% 0	0
72	Texas Instruments	0.00% 0	0.00% 0	0.00% 0	0.00% 0	0
73	The Advisory Board Company	0.00% 0	0.00% 0	0.00% 0	0.00% 0	0
74	The Mathworks Inc.	0.00% 0	0.00% 0	100.00% 1	0.00% 0	1
75	Thycotic Softwrae	0.00% 0	0.00% 0	0.00% 0	0.00% 0	0
76	Time Management Systems	100.00% 2	0.00% 0	0.00% 0	0.00% 0	2
77	Veeam	0.00% 0	0.00% 0	0.00% 0	0.00% 0	0
78	Waterloo Maple Inc	0.00% 0	0.00% 0	0.00% 0	0.00% 0	0
79	Watermark (Digital Measures)	0.00% 0	0.00% 0	0.00% 0	0.00% 0	0
80	Wilson-Bennett Technology Inc	0.00% 0	0.00% 0	0.00% 0	0.00% 0	0
81	Wolfram (Mathematica)	100.00% 2	0.00% 0	0.00% 0	0.00% 0	2
82	WordRake	0.00% 0	0.00% 0	0.00% 0	0.00% 0	0
83	Zeno Office Solutions Inc	33.33% 1	66.67% 2	0.00% 0	0.00% 0	3

Showing rows 1 - 83 of 83

For each software, check all purposes that apply.

#	Field	Teaching	Research	Other	Total
1	1099 Pro Inc.	0.00% 0	0.00% 0	0.00% 0	0
2	Ableton	50.00% 1	50.00% 1	0.00% 0	2
3	AdAstra	0.00% 0	11.11% 1	88.89% 8	9
4	Adobe (excluding Adobe Reader)	38.10% 16	38.10% 16	23.81% 10	42
5	Agile Sports Technologies	0.00% 0	0.00% 0	0.00% 0	0
6	Apple Computer, Inc.	36.36% 8	36.36% 8	27.27% 6	22
7	Arctic International LLC	0.00% 0	0.00% 0	0.00% 0	0
8	Athlaction Holdings, LLC	0.00% 0	0.00% 0	0.00% 0	0
9	Autodesk	40.00% 2	40.00% 2	20.00% 1	5
10	AVID	33.33% 1	33.33% 1	33.33% 1	3
11	Axiom Education LLC	50.00% 1	50.00% 1	0.00% 0	2
12	Bloomberg	50.00% 2	50.00% 2	0.00% 0	4
13	Box Out Designs LLC	0.00% 0	0.00% 0	0.00% 0	0
14	Cabell Publishing	0.00% 0	50.00% 2	50.00% 2	4
15	CampusLabs	50.00% 1	50.00% 1	0.00% 0	2
16	CampusLogic Inc	0.00% 0	0.00% 0	0.00% 0	0
17	Chico Research	0.00% 0	0.00% 0	0.00% 0	0
18	Coalition Application Inc.	0.00% 0	0.00% 0	0.00% 0	0
19	College Board	0.00% 0	0.00% 0	100.00% 1	1
20	Competitive Edge Software, LLC	0.00% 0	0.00% 0	0.00% 0	0
21	Computer Sports Medicine Inc (CSMI)	0.00% 0	0.00% 0	0.00% 0	0
22	Concept3D, Inc	0.00% 0	0.00% 0	0.00% 0	0
23	Discourse Analytics Inc	0.00% 0	0.00% 0	0.00% 0	0
24	DocuSign	23.08% 3	30.77% 4	46.15% 6	13
25	Dude Solutions Inc	10.00% 1	0.00% 0	90.00% 9	10
26	EAB Global	0.00% 0	0.00% 0	0.00% 0	0
27	EMS Software	0.00% 0	0.00% 0	0.00% 0	0



#	Field	Teaching		Research		Other		Total
28	EnergyCAP Inc	0.00%	0	0.00%	0	0.00%	0	0
29	ESRI, Inc.	0.00%	0	0.00%	0	0.00%	0	0
30	Examssoft	0.00%	0	0.00%	0	0.00%	0	0
31	Finale	50.00%	1	50.00%	1	0.00%	0	2
32	fitDEGREE, LLC	0.00%	0	0.00%	0	0.00%	0	0
33	Freedom Scientific	0.00%	0	0.00%	0	0.00%	0	0
34	Frontline Systems	0.00%	0	0.00%	0	0.00%	0	0
35	Gaussian	0.00%	0	0.00%	0	0.00%	0	0
36	Genetec Security Center	0.00%	0	0.00%	0	0.00%	0	0
37	Hopsie Inc	0.00%	0	0.00%	0	0.00%	0	0
38	HP IMC	0.00%	0	0.00%	0	0.00%	0	0
39	HubSpot, Inc.	0.00%	0	0.00%	0	0.00%	0	0
40	IMPACT Applications Inc	50.00%	1	50.00%	1	0.00%	0	2
41	International Business Machines Cor	50.00%	1	50.00%	1	0.00%	0	2
42	JourneyEd	0.00%	0	0.00%	0	100.00%	1	1
43	Kognito Solutions LLC	20.00%	1	0.00%	0	80.00%	4	5
44	Learfield Communication Inc	0.00%	0	0.00%	0	0.00%	0	0
45	Leepfrog	0.00%	0	0.00%	0	100.00%	6	6
46	Longmire and Company, Inc.	0.00%	0	0.00%	0	0.00%	0	0
47	LPCARD-INT IN MYACCLAIM J0062533	0.00%	0	0.00%	0	0.00%	0	0
48	LSAC	0.00%	0	0.00%	0	0.00%	0	0
49	OCLC	33.33%	2	50.00%	3	16.67%	1	6
50	ofcourse Scheduling 2802-71708 I058	0.00%	0	0.00%	0	0.00%	0	0
51	Parchment Inc	0.00%	0	0.00%	0	0.00%	0	0
52	Perpetual Technology Group, LLC	0.00%	0	0.00%	0	100.00%	1	1
53	PhotoShelter Inc	0.00%	0	0.00%	0	0.00%	0	0
54	Prezi	60.00%	6	30.00%	3	10.00%	1	10
55	ProCertas	0.00%	0	0.00%	0	0.00%	0	0
56	Psychology Software Tools Inc	50.00%	1	50.00%	1	0.00%	0	2

#	Field	Teaching		Research		Other		Total
57	Public Financial Management	0.00%	0	0.00%	0	0.00%	0	0
58	PurpleBriefcase	0.00%	0	0.00%	0	0.00%	0	0
59	RealRecruit LLC	0.00%	0	0.00%	0	0.00%	0	0
60	SAS	50.00%	4	50.00%	4	0.00%	0	8
61	Security Information Systems Inc	0.00%	0	0.00%	0	0.00%	0	0
62	ShareGate	0.00%	0	0.00%	0	0.00%	0	0
63	Sibelius	40.00%	2	40.00%	2	20.00%	1	5
64	Simplicity Corporation	0.00%	0	0.00%	0	0.00%	0	0
65	SimpsonScarborough	0.00%	0	0.00%	0	0.00%	0	0
66	Sona Systems Ltd	50.00%	2	50.00%	2	0.00%	0	4
67	Sonocent LLC	0.00%	0	0.00%	0	0.00%	0	0
68	SPSS	50.00%	6	50.00%	6	0.00%	0	12
69	Symplicity	0.00%	0	0.00%	0	0.00%	0	0
70	Technolutions Inc	0.00%	0	0.00%	0	0.00%	0	0
71	Terra Dotta	0.00%	0	0.00%	0	0.00%	0	0
72	Texas Instruments	0.00%	0	0.00%	0	0.00%	0	0
73	The Advisory Board Company	0.00%	0	0.00%	0	0.00%	0	0
74	The Mathworks Inc.	100.00%	1	0.00%	0	0.00%	0	1
75	Thycotic Softwrae	0.00%	0	0.00%	0	0.00%	0	0
76	Time Management Systems	0.00%	0	0.00%	0	0.00%	0	0
77	Veeam	0.00%	0	0.00%	0	0.00%	0	0
78	Waterloo Maple Inc	0.00%	0	0.00%	0	0.00%	0	0
79	Watermark (Digital Measures)	0.00%	0	0.00%	0	0.00%	0	0
80	Wilson-Bennett Technology Inc	0.00%	0	0.00%	0	0.00%	0	0
81	Wolfram (Mathematica)	66.67%	2	33.33%	1	0.00%	0	3
82	WordRake	0.00%	0	0.00%	0	0.00%	0	0
83	Zeno Office Solutions Inc	0.00%	0	0.00%	0	100.00%	3	3

Showing rows 1 - 83 of 83

# What software are you using that is not on the list?

What software are you using that is not on the list?

BlueJeans, Time2Track, Screen-Cast-O-Matic, Watermark (VIA)

STATA

National Instruments LabView and MultiSim kaleidagraph

We also have SigmaPlot and SigmaStat. There is some specialized DNA analysis software that people use as well. From the university, we also use Qualtrics.

Camtasia, Wix, MPLUS, Lisrel, Smart PLS, MailChimp, JungleScout, Amos, LIWC, Grammerly, Digital Measures

EAB (SSC), Banner, my.stetson,

Vectorworks, QLab, MS Office, LibreOffice, Ensemble Video, Figure 53 - QLab

Blackboard

cycling74, touchdesigner, madmapper, LogicPro, FL studio, REaper, Max MSP, OBS, etc., Blackboard, MS Office, Meshmixer (free), Vimeo, Soundcloud, Amadeuis, IA writer, Pages, Numbers, Microsoft Teams, Telesctream Screenflow, Xcode, Avid ProTools, Processing, Cockos Reaper,

Comic Book Reader file (.cbz, .cbr) software--CDisplay, etc. Zoom

Past Perfect

Qualtrics - very frequently, must keep for teaching and research IBM SPSS AMOS - at least monthly, research (start-up funds, only owned by Dr. Lindner) ExperimentBuilder, DataViewer, SR Research, EyeLink 1000 Plus (start-up funded eye-tracking research software, owned by Dr. Eskenazi) SYSTAT - research, monthly (grant-funded, owned by Dr. Camille King) SigmaPlot - research, monthly (grant-funded, owned by Dr. Camille King) Soterix - research, monthly, teaching rarely, (bought with start-up fees, owned by Dr. Garcia) StatTransfer - research, monthly (department funds)

Active Inspire (Promethean) Adobe Adobe Pro - to edit pdfs and combine files for Lou's Journal Blackboard Blackboard Collaborate Ultra Blue Jeans Canva Pro - design software for flyers, invitations, etc. Google Google Docs IRIS modules Kahoot Lots of Ipad apps Mentimeter Microsoft Office Suite Microsoft Teams Mimio (boxlight) Nearpod Outlook Rizer Skype Sway Swel Ted Talks YouTube Zoom

Active Inspire (Promethean) Adobe Adobe Pro - to edit pdfs and combine files for Lou's Journal Blackboard Blackboard Collaborate Ultra Blue Jeans Canva Pro - design software for flyers, invitations, etc. Google Docs Google IRIS modules Kahoot Lots of Ipad apps Mentimeter Microsoft Office Suite Microsoft Teams Mimio (boxlight) Outlook Skype Ted Talks YouTube Swel Near Pod Zoom Riser Sway

We have many journal subscriptions and database software that serves all of the campus.

PhotoShop Elements

Publisher DragonSpeak

Xiatracs for SACSCOC Accreditation

microsoft office suite

What software are you using that is not on the list?

Ellucian DegreeAudit, Banner,

plagscan, grammarly, reuters, morningstar

None

zotero, microsoft products (of course), teleconferencing (zoom, bluejeans, blackboard collaborate), ensemble, <http://hypernomicon.org/>, <https://www.activeinboxhq.com/>, and bunch of minor open source software products (e.g., briss pdf cropper). It's possible I use other products on the list, but I don't know them by name.

EverFi - Foundry for training Maxient for conduct and reports EthicsPoint for reports

Piktochart

Maxient, Office 2016 (including Vizio), BlueJeans, Skype, Skype for Business, Zoom (Free), Canva (Free), Office 365, Blackboard Ultra, Windstream, EverFi, Ensemble, Argos, Banner, Degree Works, Qualtrics, Hoonuit, Slate, Power BI (Pro License), Creston Air Media, FortiClient, VMWare Horizon, Maple T.A., 8x8, CliftonStrengths, Engage, Silk Road, GoTo Meeting, Survey Monkey (Free), Doodle (Free), PiktoChart (Free), Cognito Forms (Free), 5/3 Bank P-Card Reconciliation Software, DropBox (Free), GoogleDrive, Guidebook (Free)

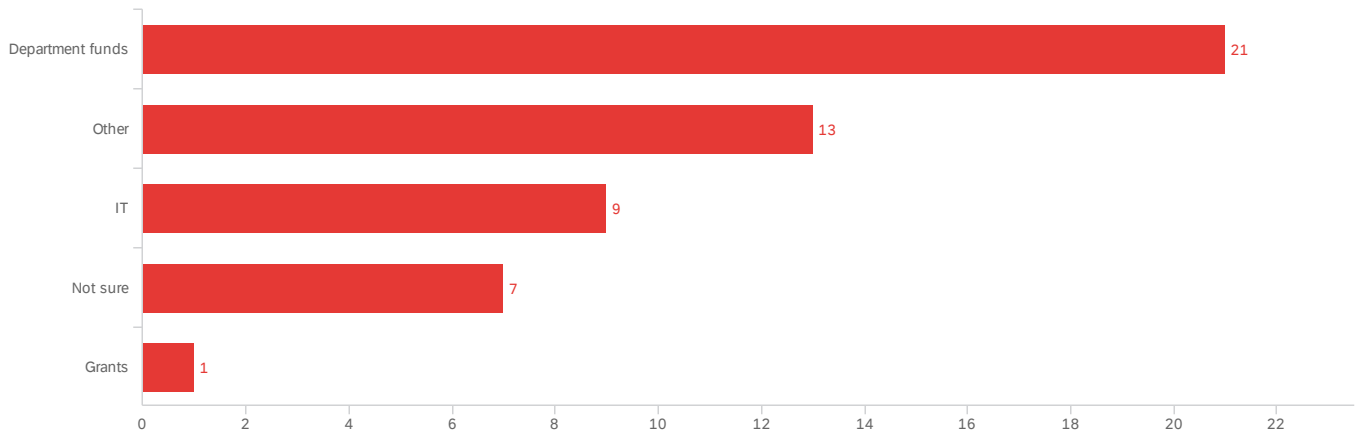
Maxient

Maxient , Degree Audit, Banner, Argos , Canva, Adobe Acrobat

GradLeaders CSO Outcomes Survey, Monster Worldwide's Traitify Personality Assessment, University of Tennessee's What Can I Do with This Major?

S2 netbox Everfi TimeClockWizard SurveyMonkey Engaged

## How are you paying for software not on the list?



#	Field	Choice Count
1	IT	17.65% 9
2	Department funds	41.18% 21
3	Grants	1.96% 1
4	Other	25.49% 13
5	Not sure	13.73% 7
		51

Showing rows 1 - 6 of 6

### Q11\_4\_TEXT - Other

Other

Kresge

start-up funds, dean's fund, personal cost

Hollis Institute pays a total of \$550.54 a year for several software used.

Most have free access with a cost to upgrade.

Provost's Office SACSCOC funds

personal funds for the first two and George funds for the second two

We tried to identify the free software we use (which if it ever became a paid subscription, we would need to either pay for or find alternatives)

Other

Other department covers the cost

# What software would your department like to have that you don't currently have?

What software would your department like to have that you don't currently h...

SAS

Photoshop Basecamp

None that i can think of at this juncture, given that I only began the survey tonight and could not reach my colleagues to elicit their software needs and desires. Thank you IT for always being so generous to the Stetson Community!

None

Adobe Creative Cloud for preparing publication quality figures

SketchUp

Adobe Acrobat Reader, Adobe InDesign, Adobe AfterEffects, Photoshop, Adobe suite, Premiere. The Ohio Art Studio doesn't have a teaching console.

more DAWS for students, Mixbus, TelestreamScreenflow

Adobe Acrobat Pro

Missing values module add-on to SPSS STATA mPlus Cayuse - IRB Software

Jamf- for iPad security is a must as students sign out our iPads Magisto Premium - not a must but will support teaching and learning video editing

Jamf - for iPad security Magisto Premium - to support teaching/learning video editing

Adobe Illustrator

Banner Research Administration (Grants) module

magic DVD ripper (and equivalent for Mac)

College Source - TES

Grammarly and Plagscan

ProTools; Garage Band; Audacity; Logic; Titanium;

DocuSign (or any software that allows us to e-sign PDF forms)

Philosophy's requirements are fairly minimal. We'd love to have subscriptions to Adobe Acrobat, which is heavily used and we pay for our of our budget. Also perhaps enterprise Zoom. More important to us are databases--Oxford Scholarship Online, for example. But's probably a library thing.

subscription to Canva

What software would your department like to have that you don't currently h...

We think we are good, but also that we don't know what we don't know.

Adobe Acrobat DC! This will help greatly with scanning, editing, converting and separating documents which I do daily in multiple software applications. It will help streamline my process to one application.

Alumni Mentoring Database that Helps to Match and Connect Students and Alums for Networking, Career Advice, etc.

Campus recreation software - we are utilizing multiple systems as a stop gap to try to manage programs and facilities instead of investing in a true recreation management system.

**End of Report**