



# JUST THE FACTS

2025-2026

# EXCEEDING EXPECTATIONS

Numbers matter. They allow us to quantify progress. They show movement toward goals, effectiveness of strategic efforts and impact of investments. Numbers paint a clear picture of success.

Stetson's picture of success is quite impressive, but is incomplete without considering what is not easily captured by analytics. Beyond success, you will find students, faculty and staff striving to make a difference as we look ahead. United by the desire to make a better future, we venture forward as a diverse and inclusive community, striving for success, transformation and impact in all we do.

## AT A GLANCE

Undergraduate Students

2,422

Graduate Students

1,415

Total Enrollment

3,837

Percent of full-time faculty  
w/ terminal degree

92%

36 New Faculty  
Hired in the  
past 3 years  
(tenure track)

11:1

Student:Faculty Ratio

Fundraising Committed for 2024-25

\$23,548,715

Endowment

\$416,118,180

99%

Percent of students graduating  
in 2024-25 having participated  
in experiential learning

Total Stetson alumni (living)

44,321

Average Undergraduate  
Financial Aid Package

\$57,841

#1 Law School Ranked in Trial  
Advocacy by US News

#3 Law School Ranked in  
Legal Writing by US News

87.9%

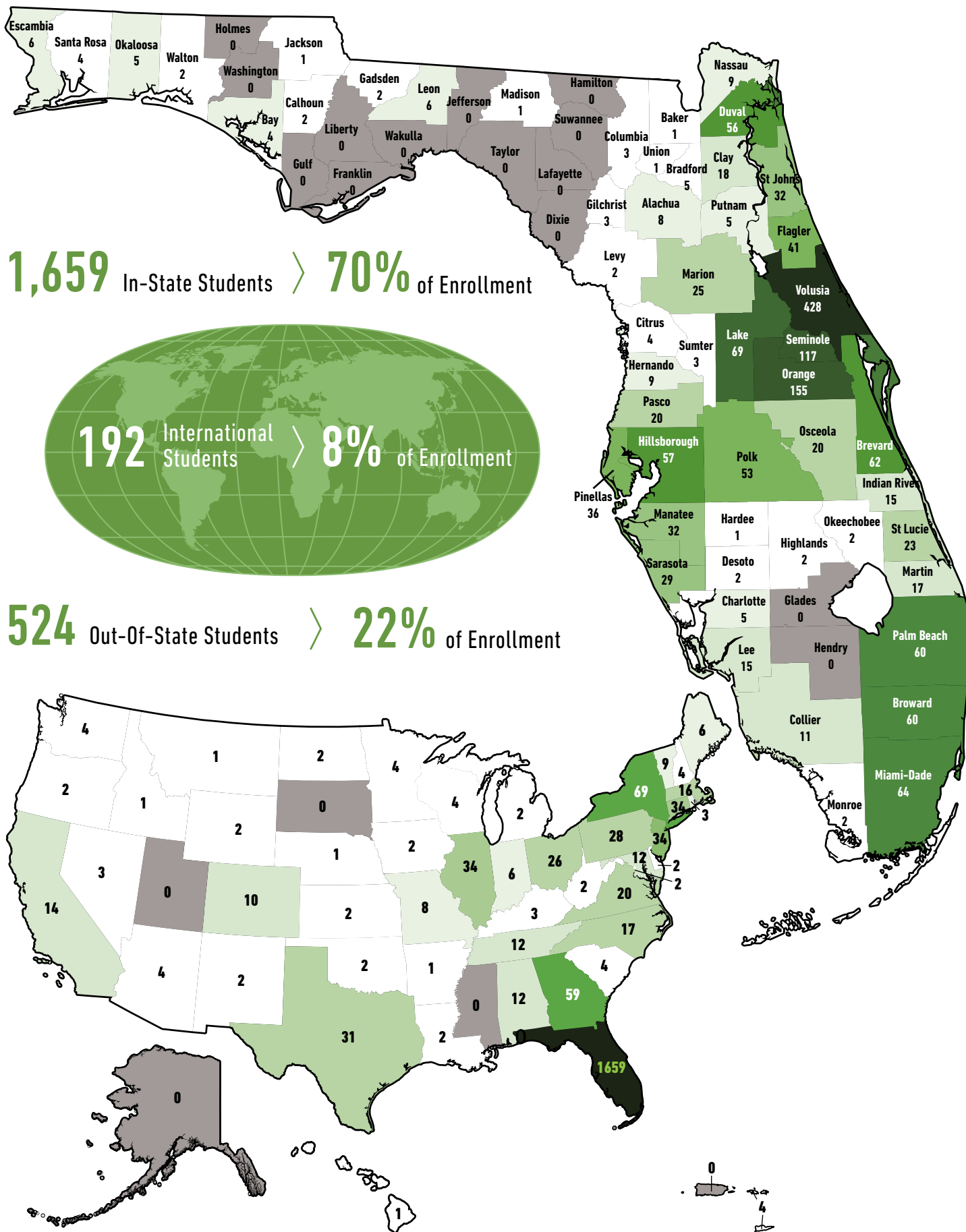
July 2025 Bar  
Passage Rate,  
First-Time  
Takers - Stetson

95.1%

College of Law  
2024 Post-Graduate  
Employment or  
Matriculation

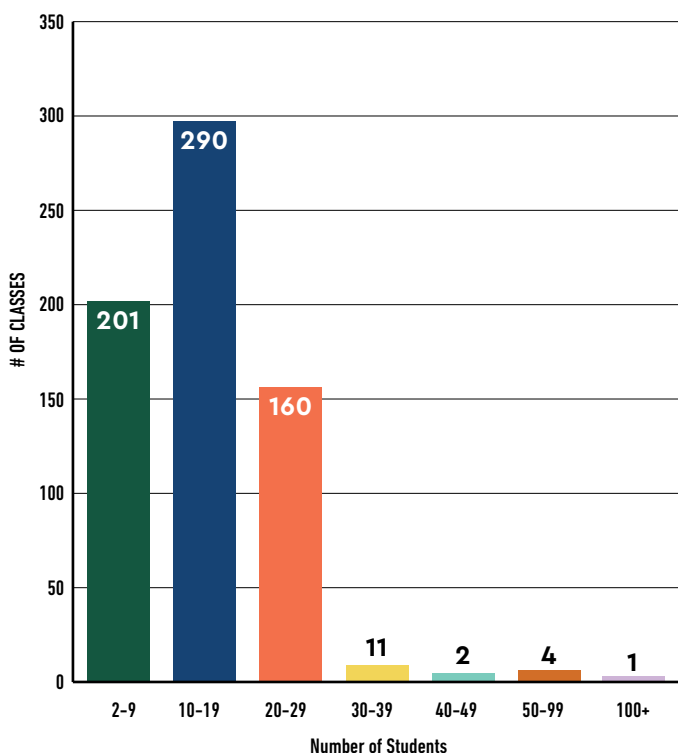
## UNDERGRADUATE STUDENT ORIGIN

Stetson University students come from 46 states plus Washington D.C., 1 territory and 56 foreign countries

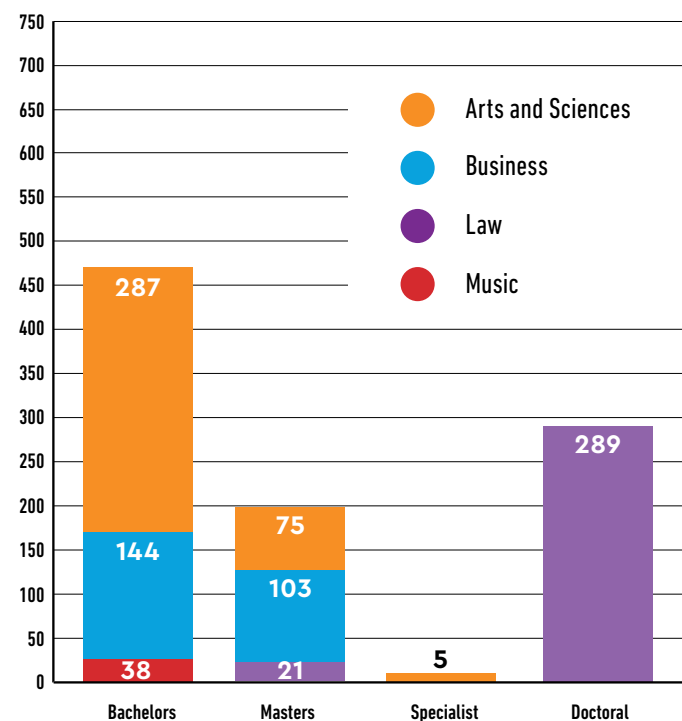


# DEGREE AND COURSE ENROLLMENT

## Undergraduate Classroom Sizes (Fall 2025)

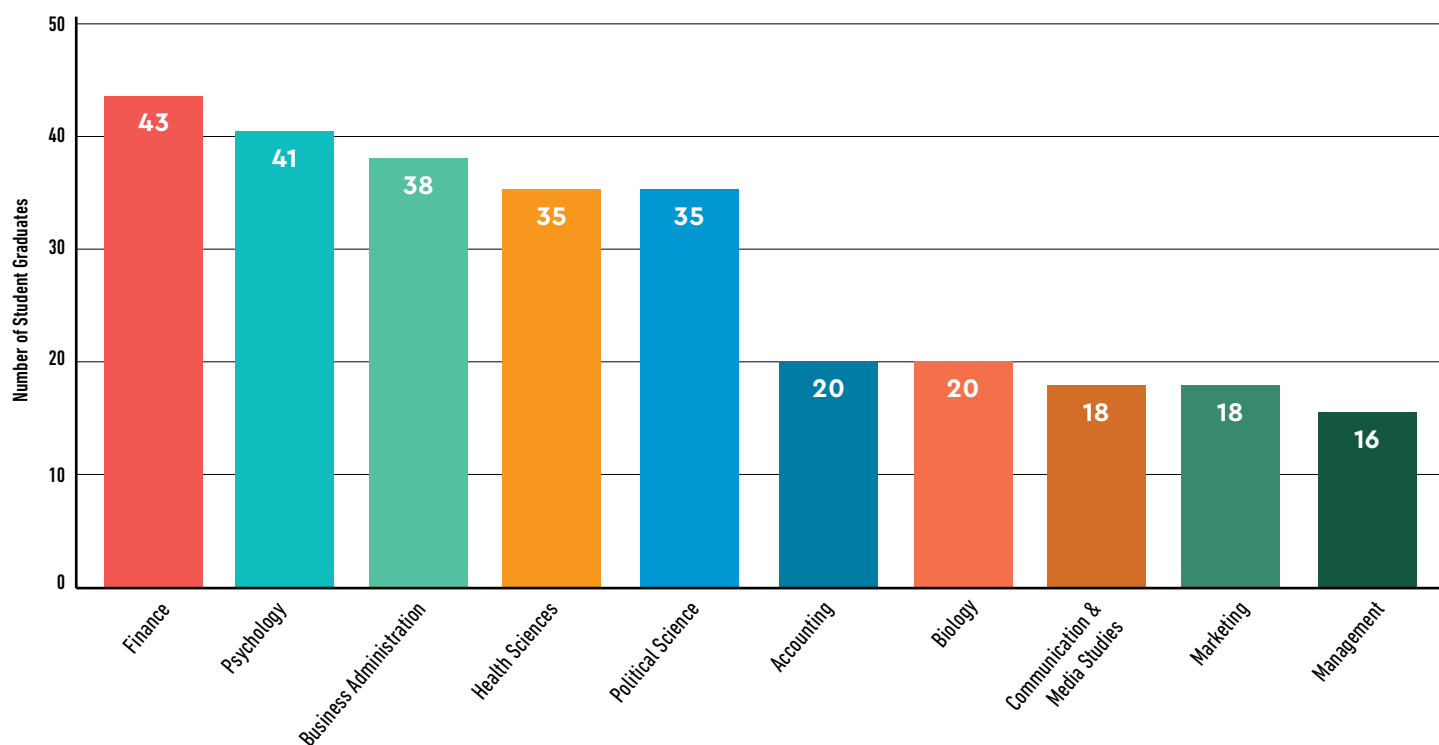


## Degrees Awarded by Level July 2024-May 2025



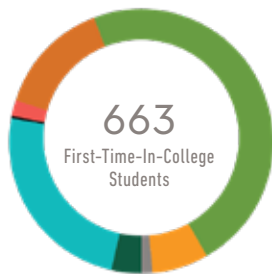
Total Degrees Awarded July 2024 to May 2025 **962**

## Top 10 Undergraduate Majors of Students Graduating in July 2024-May 2025



# STUDENT DEMOGRAPHICS

## Enrollment by Ethnicity - Fall 2025



45.1%

White

22.0%

Hispanic/Latino

18.9%

Black or African American

3.5%

U.S. Nonresident

7.8%

Two or more races

0.5%

Asian

1.9%

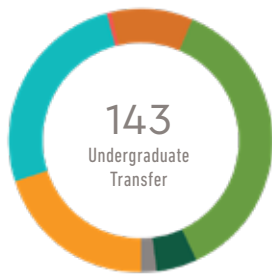
Race/ethnicity unknown

0.3%

American Indian or Alaska Native

0.0%

Native Hawaiian or Other Pacific Islander



47.6%

White

16.8%

Hispanic/Latino

12.6%

Black or African American

10.5%

U.S. Nonresident

9.8%

Two or more races

0.7%

Asian

1.4%

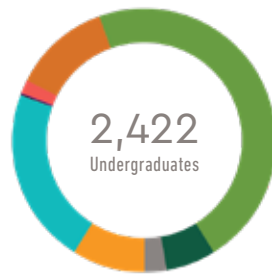
Race/ethnicity unknown

0.7%

American Indian or Alaska Native

0.0%

Native Hawaiian or Other Pacific Islander



45.9%

White

21.8%

Hispanic/Latino

13.3%

Black or African American

7.9%

U.S. Nonresident

6.5%

Two or more races

1.5%

Asian

3.1%

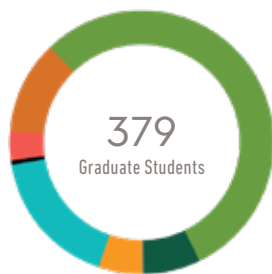
Race/ethnicity unknown

0.2%

American Indian or Alaska Native

0.0%

Native Hawaiian or Other Pacific Islander



52.5%

White

16.6%

Hispanic/Latino

14.5%

Black or African American

7.9%

U.S. Nonresident

5.5%

Two or more races

1.9%

Asian

1.1%

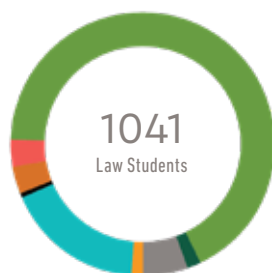
Race/ethnicity unknown

0.0%

American Indian or Alaska Native

0.0%

Native Hawaiian or Other Pacific Islander



67.8%

White

16.6%

Hispanic/Latino

2.8%

Black or African American

2.2%

U.S. Nonresident

2.9%

Two or more races

2.3%

Asian

5.1%

Race/ethnicity unknown

0.3%

American Indian or Alaska Native

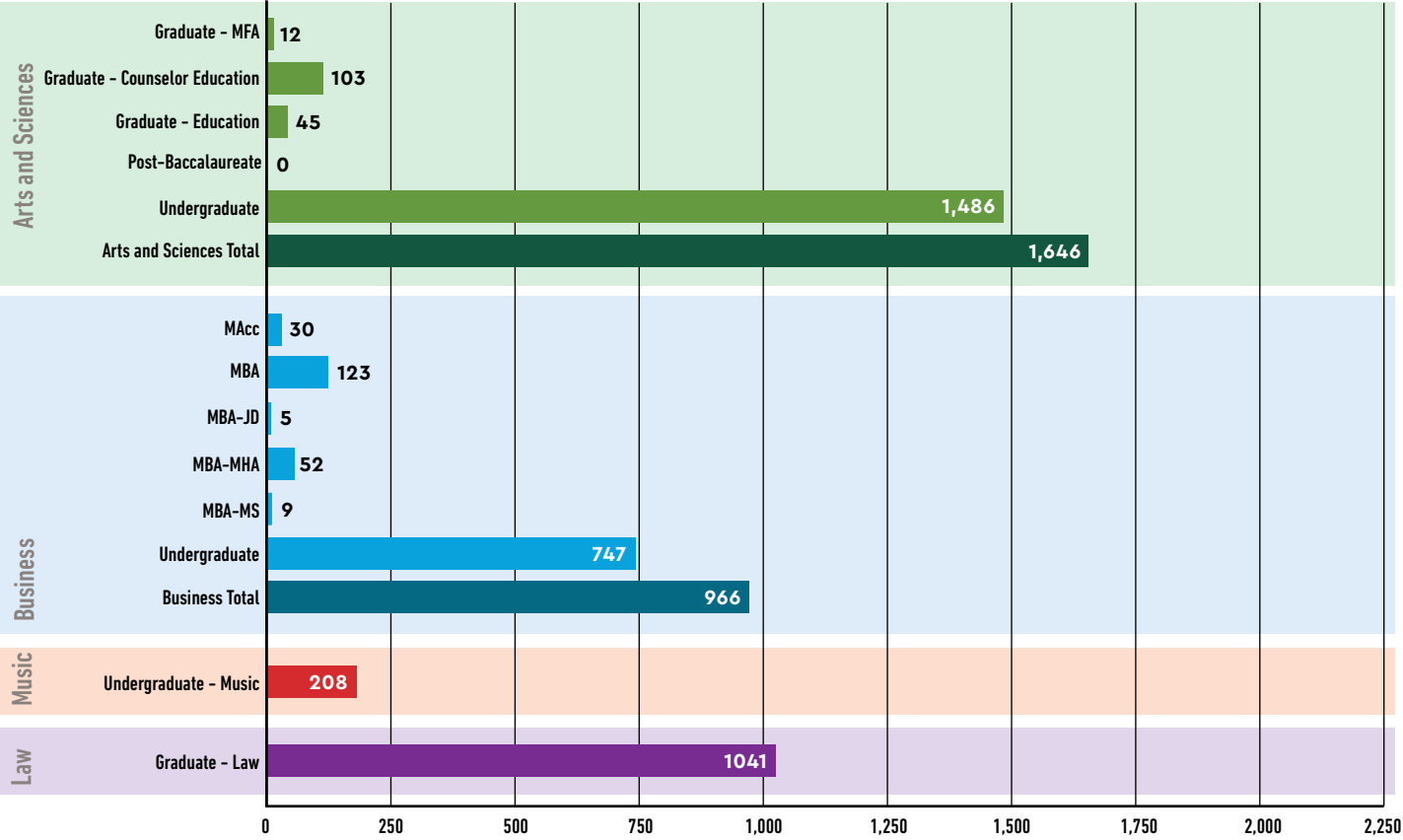
0.0%

Native Hawaiian or Other Pacific Islander

Note: Summed total may exceed university enrollment total due to dual-degree program participants

# ENROLLMENT STATISTICS

## Enrollment by College/School - Fall 2025



Note: Summed total may exceed university enrollment total due to dual-degree program participants

Enrollment by Class Level - Fall 2025		Count
First Year		679
Sophomore		570
Junior		547
Senior		571
Other Undergraduate		55
Graduate		379
Post-Bacc		0
Law		1041
Total		3,837

Enrollment by Gender - Fall 2025		Count
Man		1,624
Woman		2,133
Another Gender		42
Not Reported		38
Total		3,837

Undergraduate Enrollment Trends	Fall 2020	Fall 2021	Fall 2022	Fall 2023	Fall 2024	Fall 2025
First-Time-In-College Students	859	637	666	638	686	663
Undergraduate Transfer Students	104	114	109	108	159	143
College of Arts and Sciences	2,002	1,876	1,702	1,506	1,469	1,486
School of Business Administration	913	821	712	670	704	747
School of Music	237	206	179	180	206	208
Total Undergraduate Enrollment	3,125	2,884	2,572	2,339	2,355	2,422

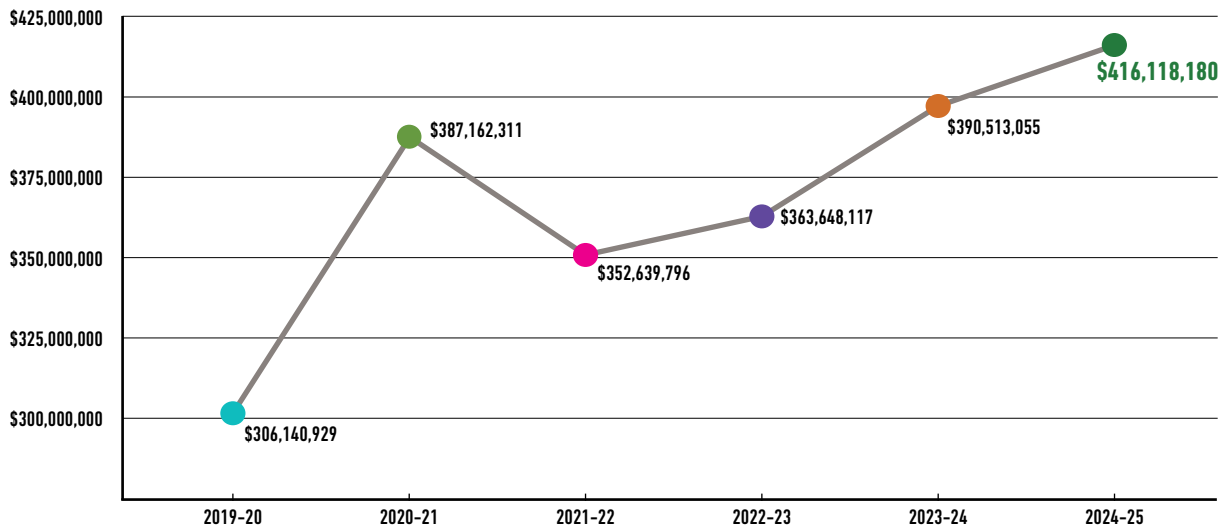
Note: Summed total may exceed total enrollment due to dual-degree program participants

## Undergraduate Enrollment by Ethnicity - Fall 2021-25

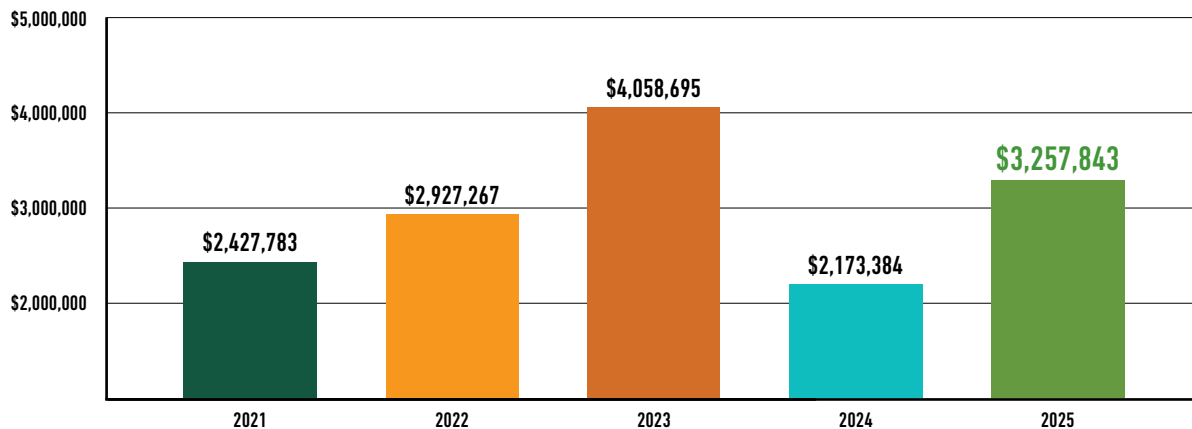
	Fall 2021	Fall 2022	Fall 2023	Fall 2024	Fall 2025
U.S. Nonresident	173	179	204	214	192
Hispanic/Latino	544	500	452	511	527
American Indian or Alaska Native	5	2	3	2	4
Asian	53	45	38	42	35
Black or African American	319	295	282	280	321
Native Hawaiian or Other Pacific Islander	5	4	3	2	0
White	1,566	1,342	1,159	1,101	1,111
Two or more races	169	150	142	142	157
Race/ethnicity unknown	50	55	56	61	75
<b>Total</b>	<b>2,884</b>	<b>2,572</b>	<b>2,339</b>	<b>2,335</b>	<b>2,422</b>

## GIVING AND ENDOWMENT

### Endowment total



### Stetson Fund



# 2025-26 TUITION & FEES AND FINANCIAL AID FIGURES

## Undergraduate 2025-26 (Full-time)

Expense/Allowance	On/Off Campus Cost
Tuition	\$59,290
Fees	\$400
Housing	\$9,741
Food	\$8,601
Books/Supplies	\$850
Personal/Misc.	\$1,000
Transportation*	\$400
Loan Fees	\$99
<b>Total</b>	<b>\$80,381</b>

Expense/Allowance	With Parent or Relative Cost
Tuition	\$59,290
Fees	\$400
Housing	\$3,300
Food	\$2,435
Books/Supplies	\$850
Personal/Misc.	\$1,000
Transportation*	\$1,110
Loan Fees	\$99
<b>Total</b>	<b>\$68,484</b>

\* Transportation Allowance is regionalized based on the state or country of permanent residency.

Graduate tuition and additional financial information can be found online at [stetson.edu/financial-aid](http://stetson.edu/financial-aid).

## Degree-Seeking Undergraduates Receiving Financial Aid (Fall 2025)

Total Degree-Seeking Undergraduates	2,359	%
With Need	1,715	73%
Receiving any Aid	2,346	99%
Receiving Stetson scholarship	2,282	97%

## First-Time-in-College Students Receiving Financial Aid (Fall 2025)

Total Full-Time FTIC = 663	Number w/ Aid	Number w/ \$0 Aid	Percent w/ Aid
External Loans	39	624	6%
Federal Sub/Unsub Loans	354	309	53%
Stetson Scholarship/Grant*	658	5	99%
State Scholarship/Grant	481	182	73%
Federal Scholarship/Grant	361	302	54%

\* Excludes tuition waivers

## Average Financial Aid Awarded to Full-Time FTIC and Undergraduate Students (Fall 2025)

	Full-Time FTIC	Undergrad
Federal Grants	\$6,626	\$6,896
Federal Work Study	\$2,928	\$3,411
Federal Subsidized Loan	\$3,470	\$4,218
Federal Unsubsidized Loan	\$2,976	\$3,151
State Need Grant	\$3,026	\$2,893
State Non-need Grant	\$4,876	\$5,153
Institutional Need Grant	\$15,627	\$13,934
Institutional Athletic	\$24,709	\$29,932
Institutional Non-need Grant	\$33,746	\$35,699
Waiver Non-need	\$49,909	\$50,083
External Non-need Grant	\$1,991	\$2,221
Federal Parent Loans	\$24,165	\$22,274
External Loan	\$19,747	\$20,772
Institutional Work	NA	\$579



# QUALITY INDICATORS - 2025

## FTIC Test Scores\* and High School GPA

	75th Percentile	Median	25th Percentile
HS GPA**	4.0	3.69	3.28
SAT Math	600	550	480
SAT Reading & Writing	640	600	540
SAT Total	1,230	1,150	1,053
ACT Total	29	26	23

\*Incoming students who submitted scores for use in Admission decision

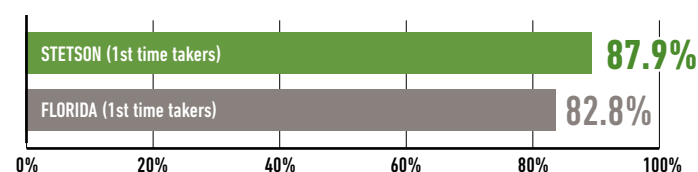
\*\*Weighted

## College of Law Profile\*

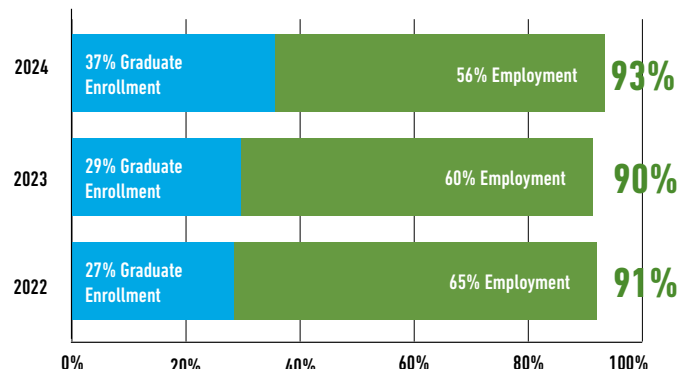
	75th Percentile	Median	25th Percentile
LSAT	162	159	156
UGPA	3.81	3.63	3.43

\*Incoming students

## College of Law Bar Passage Rates, 2025



## Post-Graduate Success by Degree Cohort



# FACULTY

## Full-time Faculty

	Man	Woman	Another Gender	Total
DeLand	110	103	1	214
Law	21	26	0	47
Total # of Faculty	131	129	1	261

## Part-time Faculty

	Man	Woman	Another Gender	Not Reported	Total
DeLand	29	39	1	0	69
Law	31	31	0	1	63
Total # of Faculty	60	70	1	1	132

# STAFF

## Full-time Staff

	Man	Woman	Another Gender	Total
DeLand	199	248	1	448
Law	59	86	0	145
Total # of Faculty	258	334	1	593

## Part-time Staff

	Man	Woman	Another Gender	Total
DeLand	11	25	0	36
Law	1	3	0	4
Total # of Faculty	12	31	0	40

# 2025-26 AREAS OF STUDY

	MAJOR	MINOR	GRADUATE		MAJOR	MINOR	GRADUATE
Accounting	⦿	⦿	⦿	Latin-American and Latino Studies		⦿	
Africana Studies		⦿		Law-JD Advocacy, Business Law, Elder Law, Environmental Law, International Law, Social Justice, Advocacy			⦿
American Studies	⦿	⦿		Law-LLM Advocacy, American Legal Studies, Elder Law, Public & Private International Law			⦿
Anthropology		⦿		Management	⦿	⦿	
Applied Mathematics	⦿			Marketing	⦿	⦿	
Applied Statistics		⦿		Marriage, Couple, and Family Counseling			⦿
Aquatic and Marine Biology	⦿			Mathematics	⦿	⦿	
Art History		⦿		Molecular Biology and Cellular Biology	⦿		
Asian Studies		⦿		Museum and Curatorial Studies	⦿		
Biochemistry	⦿			Music Bachelor of Arts	⦿	⦿	
Biology	⦿	⦿		Music with Business	⦿		
Business Administration	⦿	⦿	⦿	Music Composition	⦿		
Business FLEX	⦿			Music Education Instrument or Voice	⦿		
Business Law		⦿		Music with Outside Field	⦿		
Business Systems & Analytics	⦿	⦿		Music Performance Guitar, Orchestral Instrument, Organ, Piano, and Voice	⦿		
Chemistry	⦿	⦿		Music Technology		⦿	
Clinical Mental Health Counseling			⦿	Music Theory	⦿		
Communication & Media Studies	⦿	⦿		Philosophy	⦿	⦿	
Computer Information Systems	⦿			Physics	⦿	⦿	
Computer Science	⦿	⦿		Political Science	⦿	⦿	
Counselor Education Advanced Studies			⦿	Professional Sales	⦿	⦿	
Creative Writing Fiction or Poetry		⦿	⦿	Psychology	⦿	⦿	
Curriculum & Instruction			⦿	Public Health	⦿	⦿	
Cybersecurity	⦿			Public Management	⦿		
Data Analytics		⦿		Religious Studies	⦿	⦿	
Digital Arts	⦿	⦿		Russian, East European and Eurasian Studies	⦿	⦿	
Economics	⦿	⦿		Social Science	⦿		
Education-General Studies	⦿			Sociology	⦿	⦿	
Educational Leadership			⦿	Sport Business		⦿	
Elementary Education	⦿	⦿		Studio Art	⦿	⦿	
English	⦿	⦿		Sustainable Food Systems		⦿	
Entrepreneurship	⦿	⦿		Theatre Arts	⦿	⦿	
Environmental Science	⦿			World Languages & Cultures French, German, Russian, Spanish, Translator	⦿	⦿	
Environmental Studies	⦿	⦿					
Exceptional Student Education			⦿				
Family Enterprise Management	⦿	⦿					
Finance	⦿	⦿					
Gender Studies		⦿					
Global Development	⦿	⦿					
Health Sciences	⦿	⦿					
Higher Education Administration and Supervision			⦿				
History	⦿	⦿					
Honors - FLEX	⦿						
Human Resource Management	⦿	⦿					
International Business	⦿	⦿					
International Studies	⦿	⦿					
Jewish Studies		⦿					
Journalism		⦿					

DUAL DEGREE PROGRAMS	
Law-Dual/Joint Degree Options JD/LLM, JD/MBA, JD/MINTEC, JD/MIEBL	MBA - Juris Doctor
MBA - Master of Healthcare Administration	MBA - Master of Pharmacy
SIGNATURE PROGRAMS	
Bonner Program	Pre-Med (Health, Dentistry, Veterinary)
Centurion Sales	Prince Entrepreneurship Programs
Community Engagement	Professional and Corporate Education
Discovery Program	Professionalism Certificate
Global Gateways	ROTC (Army, Air Force)
Honors Program	Roland George Investments Program
Pre-Engineering	Study Abroad
Pre-Law	

# 2025-26 ATHLETICS

The Stetson Hatters compete as NCAA Division I members of the Atlantic Sun Conference, the Pioneer Football League, and the Metro Atlantic Athletic Conference (Women's Rowing).



## Hatter Athletics

### Men's

- Baseball
- Basketball
- Cross Country
- Football
- Golf
- Rowing
- Soccer
- Tennis

### Women's

- Basketball
- Beach Volleyball
- Cross Country
- Golf
- Lacrosse
- Rowing
- Soccer
- Softball
- Tennis
- Volleyball

### Co-Ed

- Cheerleading

## Club Sports

- Aikido
- Baseball (Men's)
- Clay Target Team
- Color Guard
- eSports
- Equestrian
- Pickleball
- Running
- Scuba Diving
- Soccer (Men's)
- Soccer (Women's)
- Softball (Women's)
- Surfing
- Tennis
- Top Hats (Dance)
- Volleyball



In addition, Stetson hosts dozens of student-led club sports programs and a variety of campus-based intramural programs.



## A Look Back

New York entrepreneur Henry A. DeLand, who played a leading role in establishing the city of DeLand in 1876, founded the university as DeLand Academy. Thirteen students started classes in a rented building in 1883. The following year, Mr. DeLand erected a building at the corner of Woodland Boulevard and Minnesota Avenue to house classrooms and administrative offices. That building, now known as DeLand Hall, is the oldest building in Florida to be used continuously for higher education. After experiencing financial difficulties in the late 1880s, Mr. DeLand found it impossible to support the university. He turned to Philadelphia hatmaker John Batterson Stetson, who had recently built a winter home in DeLand. Mr. Stetson provided much-needed funding for the new institution, and in 1887, John B. Stetson was elected to the university's Board of Trustees. In 1889 the institution was renamed in his honor.

## Degrees & Control

Stetson is an independent, private university, controlled by a Board of Trustees. Stetson is accredited by the Commission on Colleges of the Southern Association of Colleges and Schools to award bachelor's and master's degrees in the College of Arts and Sciences and the School of Business Administration; bachelor's degrees in the School of Music; and Juris Doctor, Master of Jurisprudence and Master of Laws degrees in the College of Law. The DeLand, Florida, campus houses the College of Arts and Sciences, School of Music and the School of Business Administration. The College of Law is located in Gulfport, Florida, with a satellite campus in Tampa.

## What Others Are Saying



## Mission

Our mission at Stetson University is to provide an excellent education in a creative community where learning and values meet, and to foster in students the qualities of mind and heart that will prepare them to reach their full potential as informed citizens of local communities and the world.

## DeLand Campus

General .....	386-822-7000
Admission .....	386-822-7100
Admission (Toll-Free) .....	800-688-0101
Financial Aid .....	386-822-7120
University Marketing .....	386-822-8920

## College of Law Campus

General .....	727-562-7800
Admission .....	727-562-7802
Admission (Toll-Free) .....	877-529-7838

## Tampa Law Center

General .....	813-228-6625
---------------	--------------

## Email

Admissions .....admissions@stetson.edu

## On the Web

Stetson University .....stetson.edu

College of Law .....stetson.edu/law

# STETSON UNIVERSITY

421 N. Woodland Blvd.  
DeLand, Florida 32723  
386-822-7000 | stetson.edu