



JUST
THE
FACTS

2018-19

NOT JUST SUCCESS BUT SIGNIFICANCE

WHAT REALLY MATTERS

Numbers are important. They allow us to quantify progress. They show movement toward goals, effectiveness of strategic efforts and impact of investments. Numbers paint a clear picture of success.

Stetson's picture of success is quite impressive but is incomplete without considering what is not easily captured by analytics. Beyond success, you will find students, faculty and staff striving to make a difference in a daring pursuit of significance. United by the desire to make our world a better place, we venture forward as a diverse and inclusive community, striving for not just success but significance in all we do.

Undergraduate Students

3,150

Graduate Students

1,191

Giving During 2017-18

\$30,317,707

Endowment at the End of 2018

\$242,868,488

Students from **43** States, **3** Territories & **64** Countries

Total Enrollment

4,341

Total Stetson Alumni

47,300

Avg. Undergrad Scholarship

\$33,402

Full-time Faculty w/
Terminal Degree

95%

New Faculty Hired
in the past 3 years
(tenure track)

36

July 2018
Bar Passage Rate

67%

College of Law
Postgraduate
Employment or
Matriculation

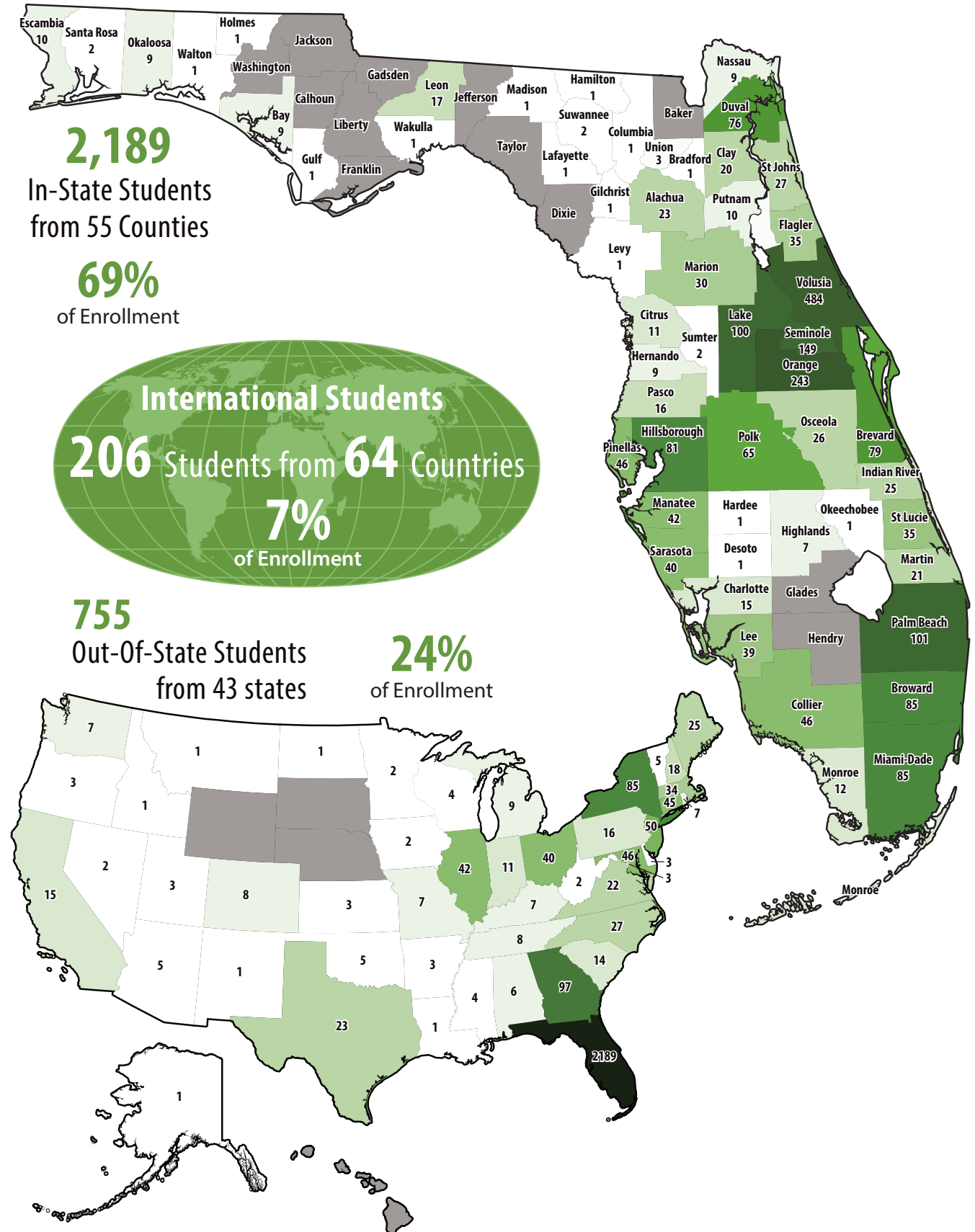
95%

44,000

Hours of
Community Service

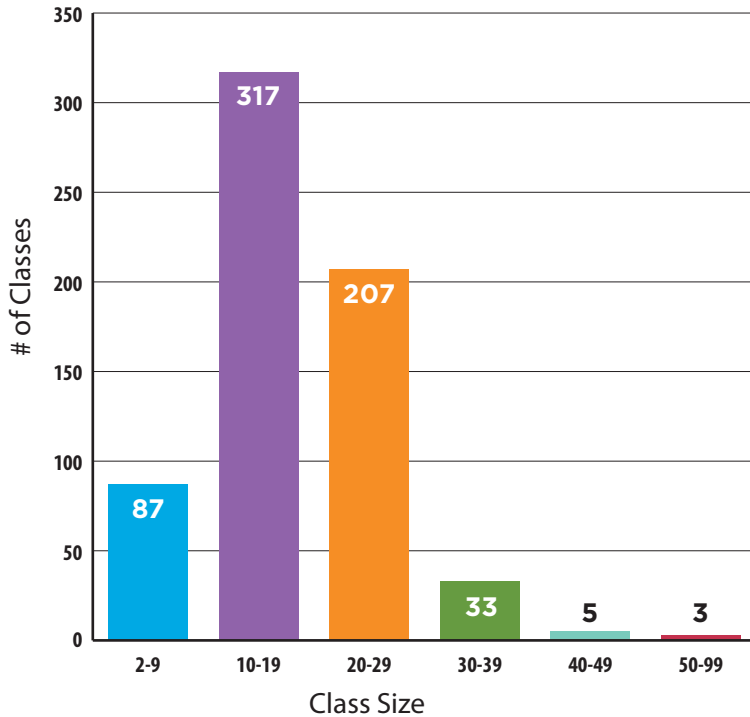
Law School Ranked
#1 in Trial Advocacy
by *U.S. News*

UNDERGRADUATE STUDENT ORIGIN

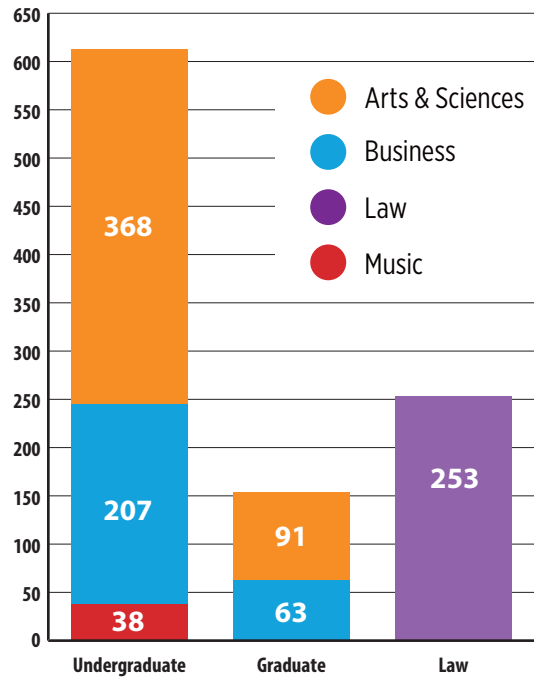


DEGREE AND CLASS INFORMATION

Undergraduate Class Size - Fall 2018

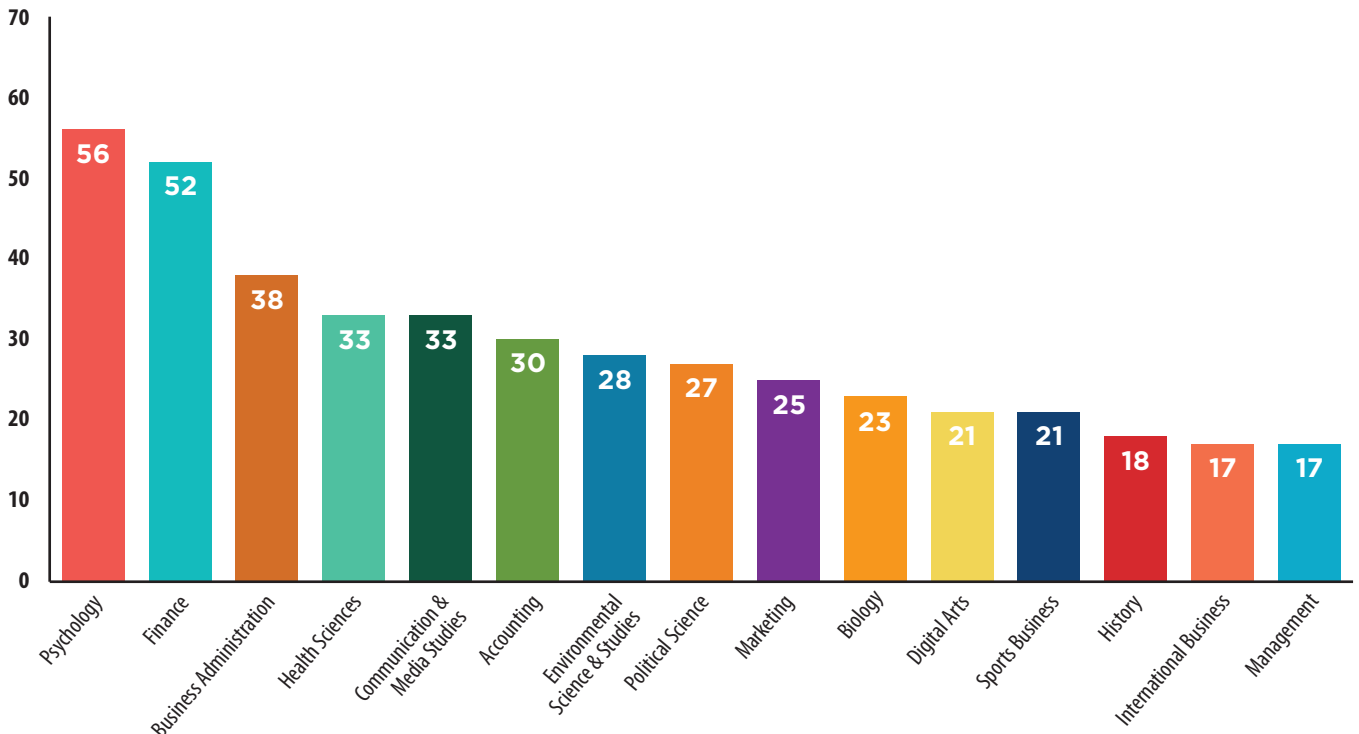


Degrees Awarded July 2017-May 2018



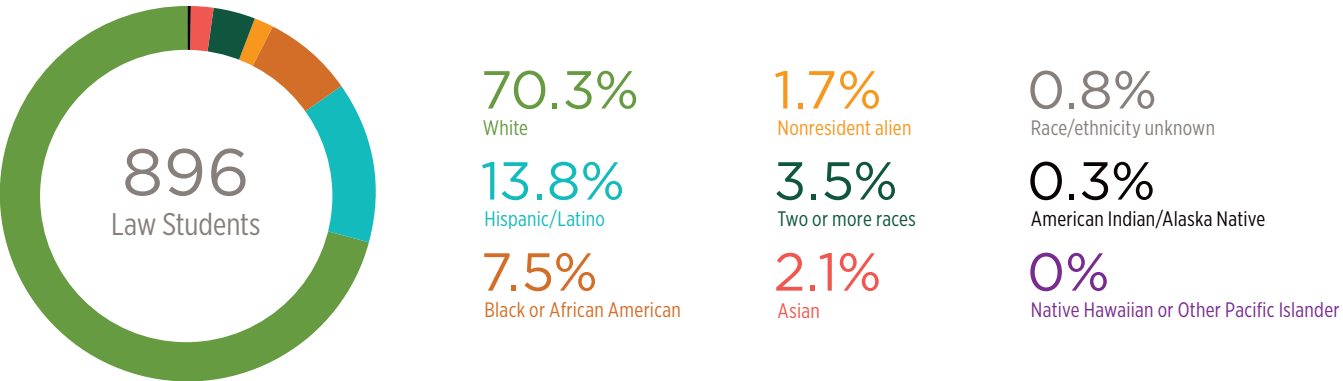
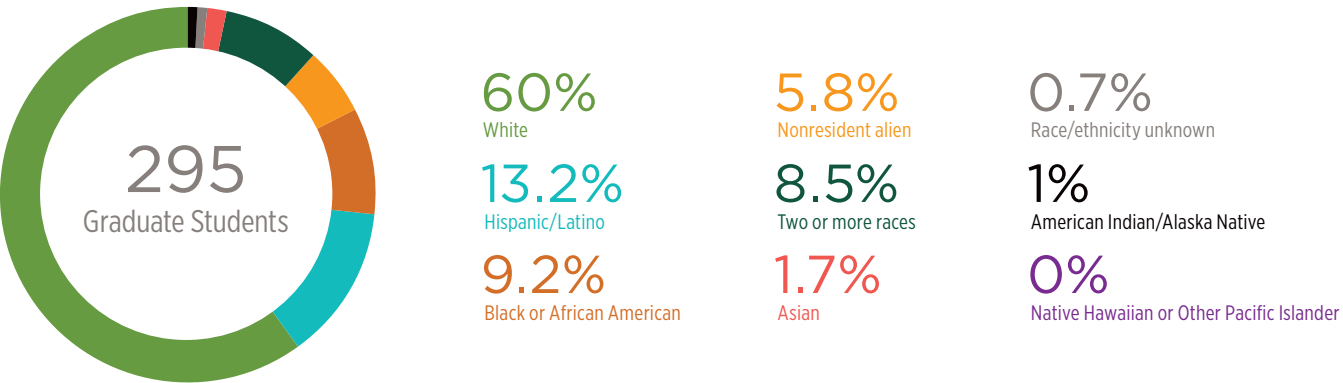
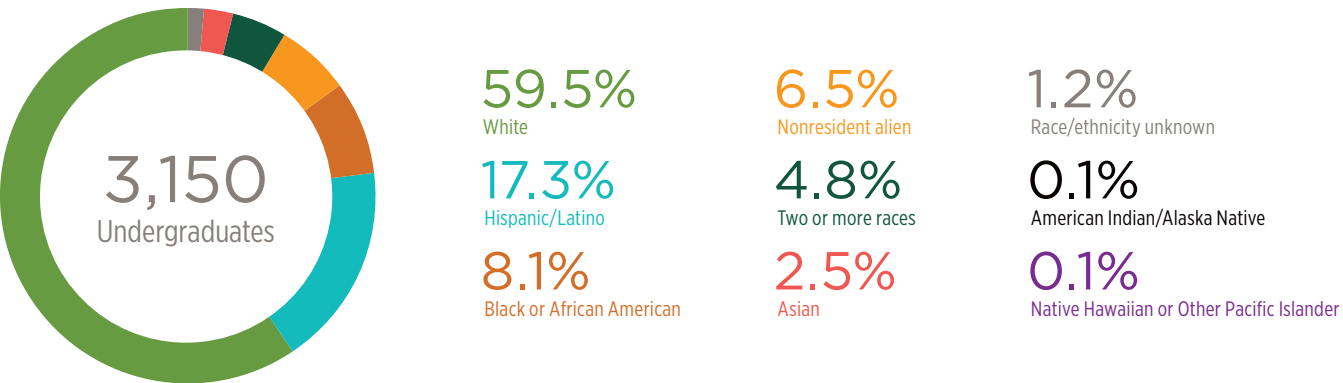
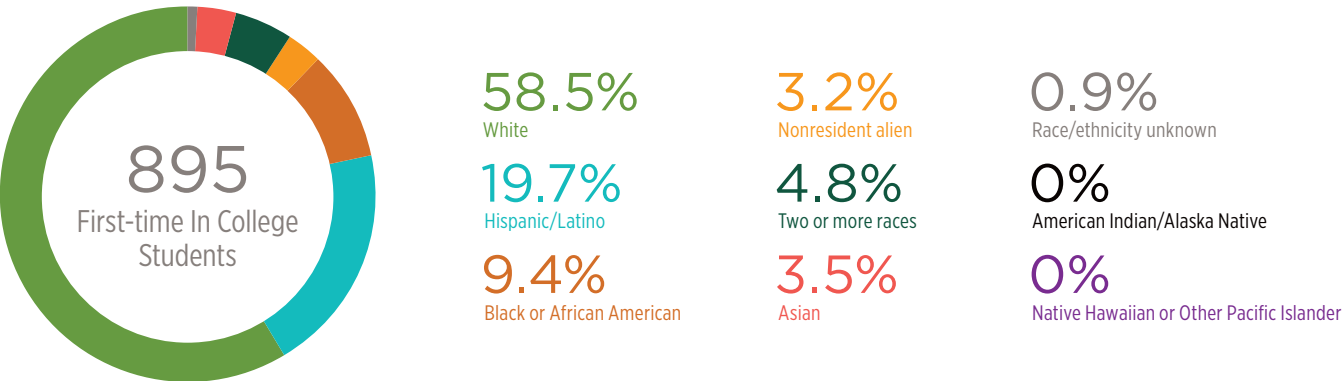
Total Degrees Awarded 2017-18: **1,020**

Top Undergraduate Majors of Students Graduating in July 2017-May 2018



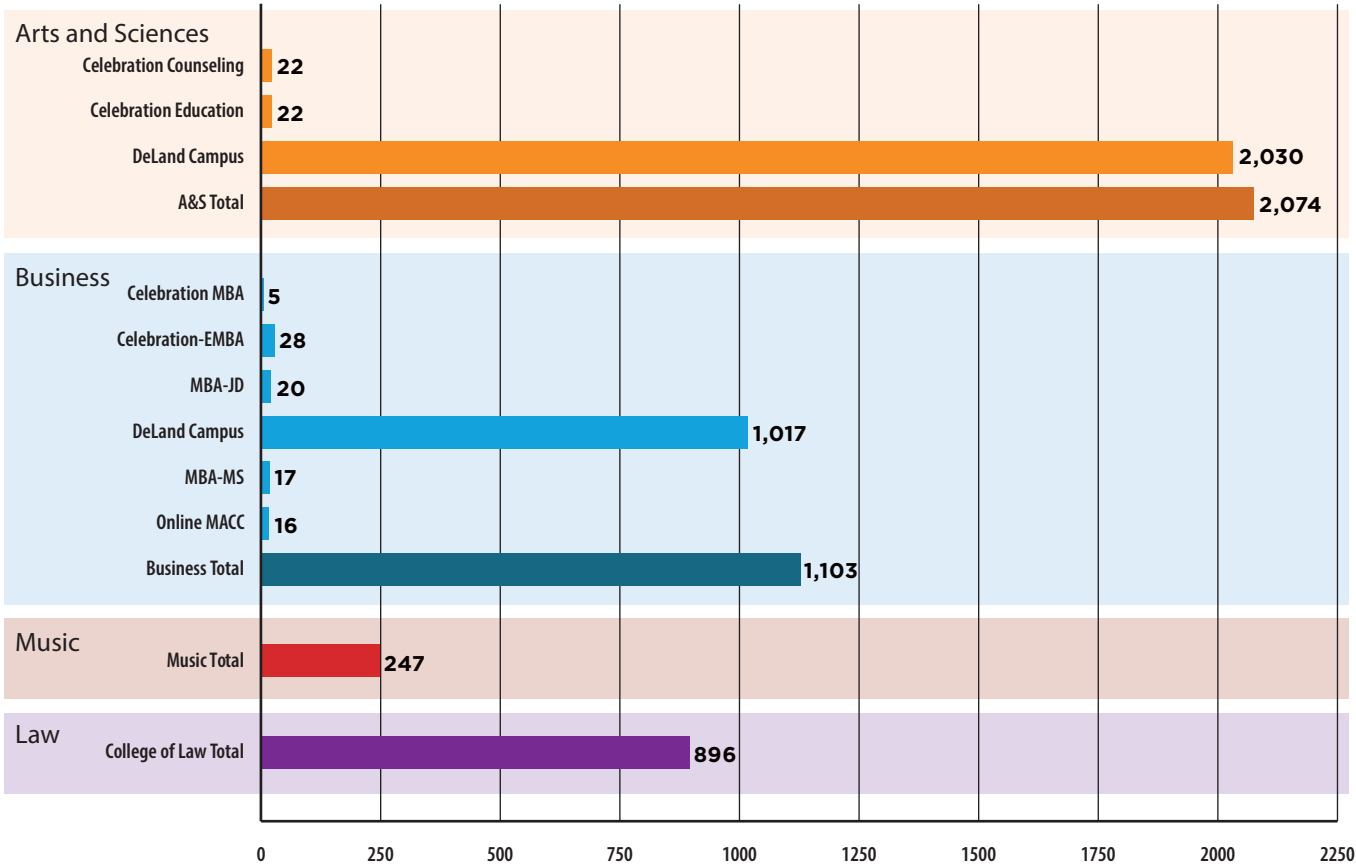
STUDENT DEMOGRAPHICS

Enrollment by Ethnicity - Fall 2018

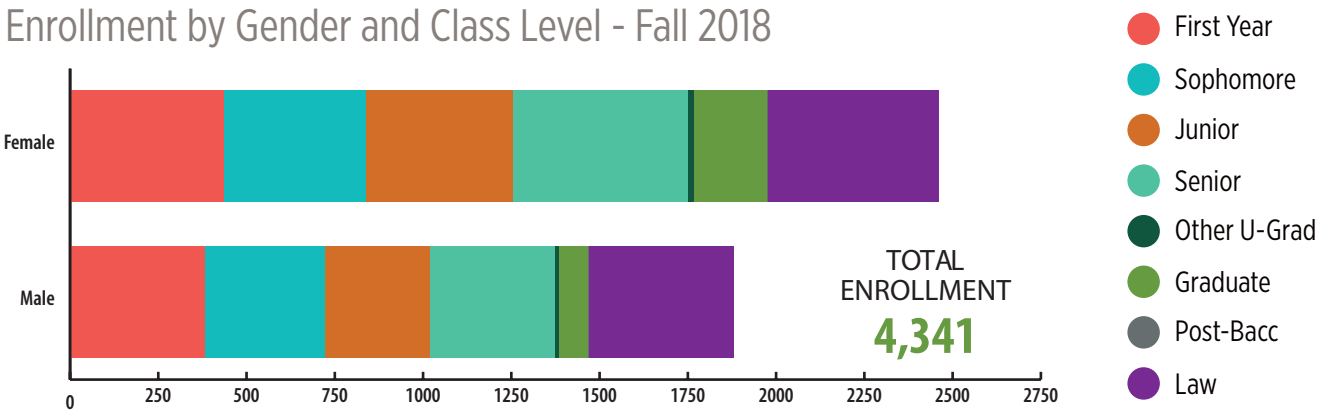


ENROLLMENT STATISTICS

Enrollment by College/School - Fall 2018

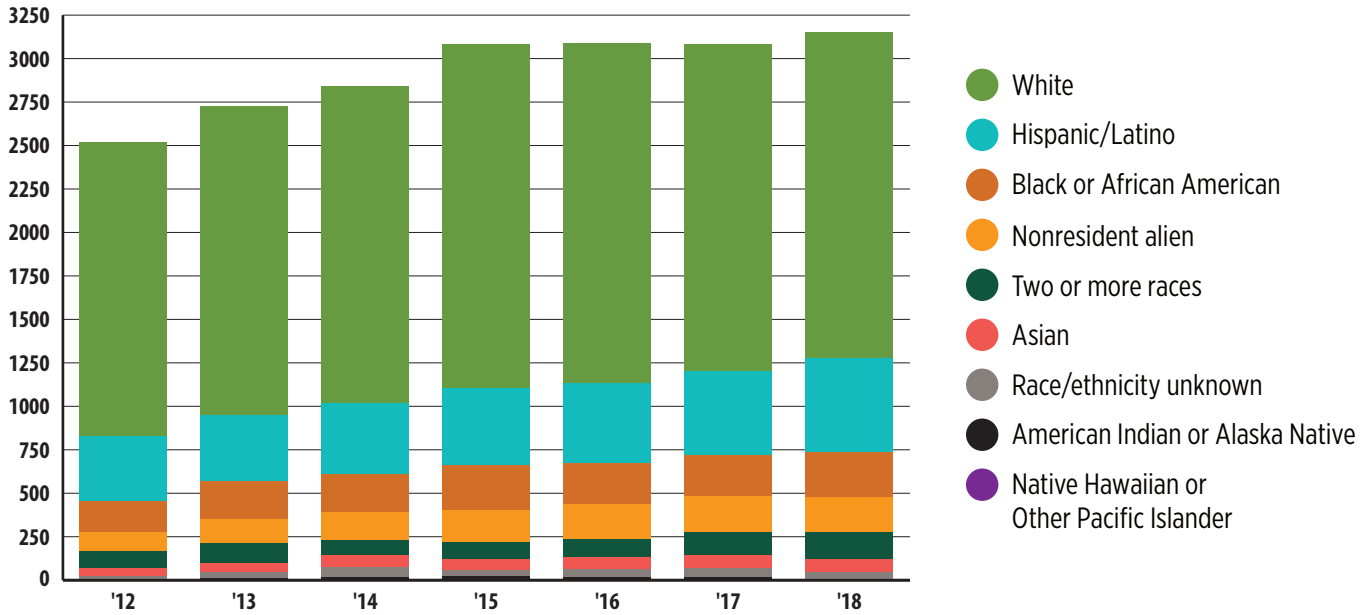


Enrollment by Gender and Class Level - Fall 2018



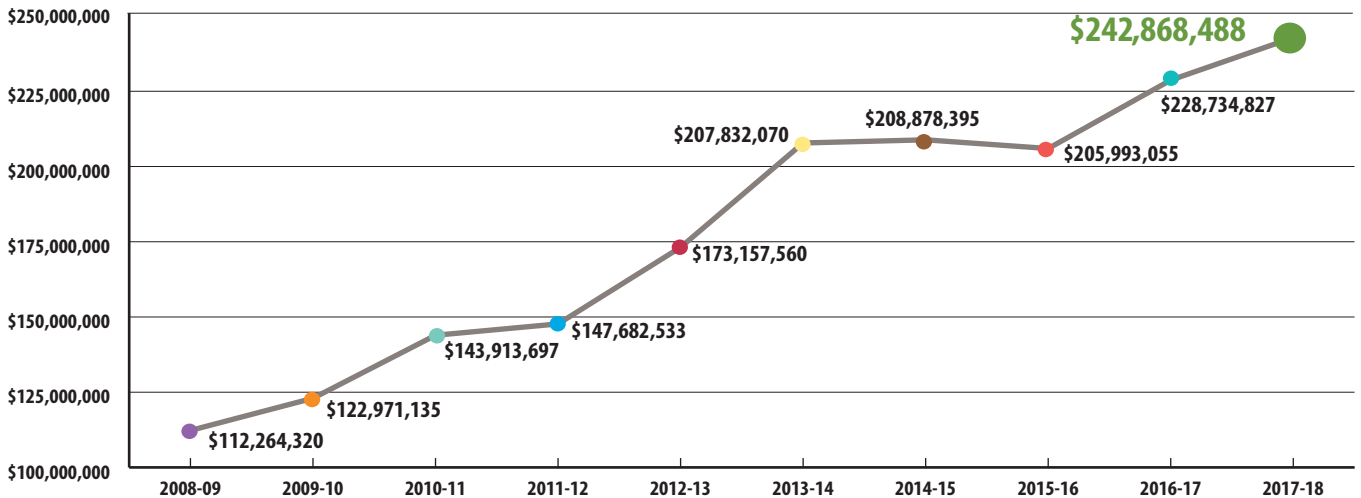
Enrollment Growth Fall 2015-18	Fall 2015	Fall 2016	Fall 2017	Fall 2018
Total Undergraduate Enrollment	3,084	3,089	3,081	3,150
First-Time-In-College students	983	813	864	895
College of Arts and Sciences	1,902	1,892	1,861	1,909
School of Business Administration	1,000	989	987	973
School of Music	182	208	233	247

Undergraduate Enrollment by Ethnicity from Fall 2012-18

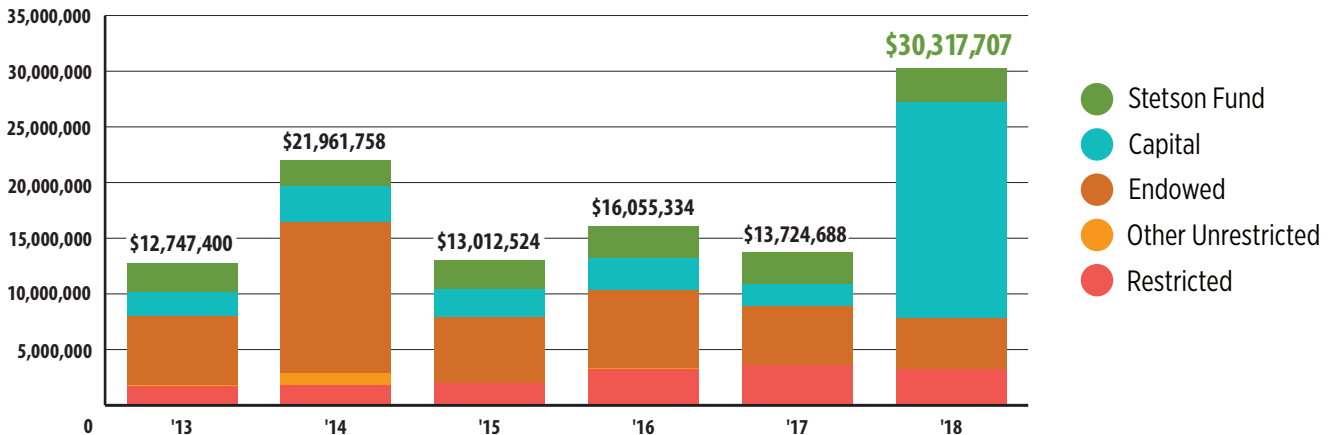


GIVING AND ENDOWMENT

Yearly Endowment Total 2008-17



Universitywide Charitable Giving Breakdown 2013-18



2018-19 TUITION & FEES AND FINANCIAL AID FIGURES

Undergraduate 2018-19 (Full-time)

Tuition	\$45,670
Fees	\$360
Room (average)	\$7,512
Board (19 meal plan)	\$5,540
Books (estimated)	\$1,200
Miscellaneous (estimated)	\$3,000
Total	\$63,282

Graduate 2018-19 (per credit hour)

College of Arts and Sciences

Counselor Education	\$890
Educational Leadership	\$938
Creative Writing - M.F.A.	\$913

School of Business Administration

M.B.A./M.Acc.	\$1,020
Celebration M.B.A.	\$1,020
J.D./M.B.A.	\$1,020
Executive M.B.A.	\$1,205

Online Programs

Online M.Acc.	\$900
M.S./M.B.S. (Univ. of Florida)	\$1,020

Expenses by Functional Area

	FY 2016-17	FY 2017-18
Instruction	\$53,066,011	\$54,689,533
Research	\$369,718	\$405,979
Public Service	\$1,590,621	\$1,388,588
Group Total	\$55,026,350	\$56,484,100
Academic Support	\$14,569,429	\$14,332,863
Student Services	\$24,910,754	\$26,811,592
Institutional Support	\$19,069,813	\$19,255,944
Auxiliary Enterprises	\$20,453,203	\$19,561,840
Group Total	\$73,023,663	\$79,962,239
Total	\$134,029,549	\$136,446,339

College of Law 2018-19

Tuition (full-time)	\$43,384
Tuition (part-time)	\$29,976
Fees (full-time)	\$496

Undergraduates Receiving Financial Aid (Fall 2018)

Total Undergraduates	3,150	%
# with Need	2,116	67%
# receiving any Aid	3,104	99%
# receiving Stetson Scholarship	2,990	95%

First-Time-In-College Students Receiving Financial Aid (Fall 2018)

Total FTIC = 895	Number w/ Aid	Number w/ \$0 Aid	Percent w/ Aid
External Loans	87	808	10%
Federal Sub/Unsub Loans	531	364	59%
Stetson Scholarship/Grant*	882	13	99%
Total State Scholarship/Grant	669	226	75%
Total Federal Scholarship/Grant	318	577	36%

* Excludes tuition waivers

Average Financial Aid Awarded to FTIC and Undergraduate Students (Fall 2018)

	FTIC	Undergrad
State Need Grant	\$1,730	\$1,879
State Non-need Grant	\$6,502	\$5,912
Institutional Grant	\$3,340	\$3,793
Institutional Athletic	\$19,917	\$22,719
Institutional Non-need Grant	\$27,872	\$25,654
Waiver Non-need	\$41,879	\$36,619
External Non-need Grant	\$1,799	\$2,114
Federal Parent Loans	\$19,264	\$20,323
Institutional Work	\$0	\$3,925
External Loan	\$17,019	\$16,798

QUALITY INDICATORS - 2018

FTIC SAT Scores* and High School GPA

	75th Percentile	Median	25th Percentile
Math	640	590	550
Reading & Writing	660	620	570
SAT Total	1300	1200	1130
HS GPA**	4.20	3.84	3.47

*Incoming students who chose to submit scores for use in Admission decision

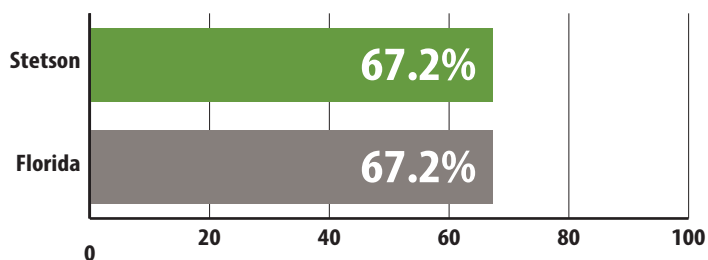
**Weighted

College of Law Profile*

	75th Percentile	Median	25th Percentile
LSAT	157	155	153
UGPA	3.59	3.36	3.06

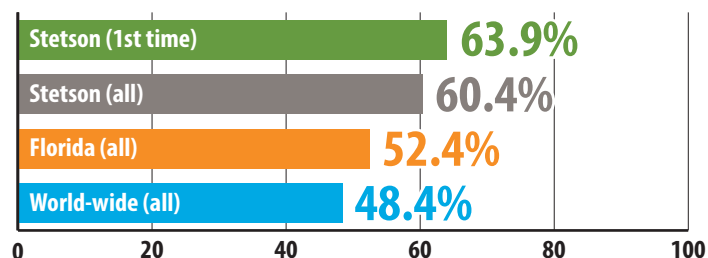
*Incoming students

College of Law Bar Passage Rates, July 2018



Stetson University College of Law graduates who took the July bar exam for the first time had a pass rate of 67.2 percent, matching the statewide average of 67.2 percent.

CPA Exam Passage Rates



"1st time" indicates only first time test takers for the Uniform CPA exam from 2007-2017 are included.
 "All" indicates all test takers for the Uniform CPA exam from 2007-2017.

FACULTY

Full-time Faculty	Male	Female	Total
Total # of Faculty	140	130	270
DeLand	120	106	226
Law	20	24	44

% Full-time faculty w/ terminal degree 95%

Part-time Faculty	Male	Female	Total
Total # of Faculty	76	52	128
DeLand	51	38	89
Law	25	14	39

STAFF

Full-time Staff	Male	Female	Total
Total # of Staff	261	331	592
DeLand	211	246	457
Law	50	85	135

Part-time Staff	Male	Female	Total
Total # of Staff	16	27	43
DeLand	16	25	41
Law	0	2	2

MAJORS AND MINORS 2018-19

	MAJOR	MINOR	GRADUATE
Accounting	●	●	●
Africana Studies		●	
American Studies	●	●	
Anthropology		●	
Applied Mathematics	●		
Applied Physics	●		
Applied Statistics		●	
Aquatic and Marine Biology	●		
Art - History Emphasis	●	●	
Art - Studio Art Emphasis	●	●	
Asian Studies		●	
Biochemistry	●		
Biology	●	●	
Business Administration	●	●	●
Business FLEX	●		
Business Law		●	
Business Systems & Analytics	●	●	
Chemistry	●	●	
Communication & Media Studies	●	●	
Computer Information Systems	●		
Computer Science	●	●	
Counselor Education <i>Clinical Mental Health/Marriage, Couple and Family/School Counseling</i>			●
Creative Writing <i>Fiction or Poetry</i>		●	●
Data Analytics		●	
Digital Arts	●	●	
Economics	●	●	
Education - General Studies	●	●	
Educational Leadership			●
Elementary Education	●		
English	●	●	
Entrepreneurship	●	●	
Environmental Science & Studies	●	●	
Executive MBA			●
Family Enterprise	●	●	
Finance	●	●	
French <i>World Languages & Cultures</i>	●	●	
Gender Studies		●	
German <i>World Languages & Cultures</i>	●	●	
Global Development	●		
Health Sciences	●	●	
History	●	●	
International Business	●	●	

	MAJOR	MINOR	GRADUATE
International Studies	●	●	
Law - Dual/Joint Degree Options <i>J.D./LL.M., J.D./M.B.A., J.D./M.I.N.T.E.C., J.D./M.I.E.B.L., J.D./Law Masters, J.D./M.L.P.</i>			●
Law - J.D. <i>Advocacy, Elder Law, Environmental Law, International Law, and Social Justice</i>			●
Law - LL.M. <i>Advocacy, Elder Law, and International Law</i>			●
Law - M.J. <i>International and Comparative Business Law; Aging, Law and Policy; and Healthcare Compliance</i>			●
Journalism		●	
Latin American Studies		●	
Management	●	●	
Marketing	●	●	
Mathematics	●	●	
Molecular Biology	●		
Music	●	●	
Music with Business	●		
Music Composition	●		
Music Education	●		
Music with Outside Field	●		
Music Performance <i>Guitar, Orchestral Instrument, Organ, Piano, and Voice</i>	●		
Music Technology	●		
Music Theory	●		
Philosophy	●	●	
Pharmacy & Business Administration			●
Physics	●	●	
Political Science	●	●	
Professional Sales	●	●	
Psychology	●	●	
Public Health	●	●	
Public Management	●	●	
Religious Studies	●	●	
Russian <i>World Languages & Cultures</i>		●	
Russian, East European & Eurasia Studies	●	●	
Social Science	●		
Sociology	●	●	
Spanish <i>World Languages & Cultures</i>	●	●	
Sport Business	●	●	
Sustainable Food Systems		●	
Theatre Arts	●	●	
Translator <i>World Languages & Cultures</i>	●		



NCAA Division 1 Athletics Teams

Men's Teams:

Baseball
Basketball
Cross Country
Football
Golf
Rowing
Soccer
Tennis

Women's Teams:

Basketball
Beach Volleyball
Cross Country
Golf
Lacrosse
Rowing
Soccer
Softball
Tennis
Volleyball

Club Sports - Fall 2018

Aikido, Baseball (M), Basketball (W), Bass Fishing, Cycling, Equestrian, Flag Football, Golf, Running, Scuba Diving, Skeet & Trap, Soccer (M,W), Softball (W), Surfing, Top Hats (Dance), Ultimate Frisbee, Volleyball (W)

The sports that have men's or women's in their designation compete in a league that is gender specific.

Otherwise the clubs are gender neutral with many clubs having both men and women.

A Look Back

New York entrepreneur Henry A. DeLand, who played a leading role in establishing the city of DeLand in 1876, founded the university as DeLand Academy. Thirteen students started classes in a rented building in 1883. The following year, Mr. DeLand erected a building at the corner of Woodland Boulevard and Minnesota Avenue to house classrooms and administrative offices. That building, now known as DeLand Hall, is the oldest building in Florida to be used continuously for higher education. After experiencing financial difficulties in the late 1880s, Mr. DeLand found it impossible to support the university. He turned to Philadelphia hatmaker John Batterson Stetson, who had recently built a winter home in DeLand. Mr. Stetson provided much-needed funding for the new institution, and in 1887, John B. Stetson was elected to the university's Board of Trustees. In 1889 the institution was renamed in his honor.

Degrees & Control

Stetson is an independent, private university, controlled by a Board of Trustees. Stetson is accredited by the Commission on Colleges of the Southern Association of Colleges and Schools to award bachelor's and master's degrees in the College of Arts and Sciences and the School of Business Administration; bachelor's degrees in the School of Music; and Juris Doctor, Master of Jurisprudence and Master of Laws degrees in the College of Law. The DeLand, Florida, campus houses the College of Arts and Sciences, School of Music and the School of Business Administration. The College of Law is located in Gulfport, Florida, with a satellite campus in Tampa. The Stetson University Center is located in Celebration, Florida.

Accreditation

- Southern Association of College and Schools Commission on Colleges
- AACSB International - Association to Advance Collegiate Schools of Business
- American Bar Association
- American Chemical Society
- Association of American Law Schools
- Council for Accreditation of Counseling and Related Educational Programs
- Council for the Accreditation of Education Preparation
- National Association of Schools of Music

DeLand Campus

General **386-822-7000**
Admission **386-822-7100**
Admission (Toll-Free) **800-688-0101**
Financial Aid **386-822-7120**
University Marketing **386-822-8920**

College of Law Campus

General **727-562-7800**
Admission **727-562-7802**
Admission (Toll-Free) **877-529-7838**

Center at Celebration

General **321-939-7600**

Tampa Law Center

General **813-228-6625**

Email

Admission **admissions@stetson.edu**
University Marketing . . . **sum@stetson.edu**

On the Web

Stetson University **stetson.edu**
College of Law **stetson.edu/law**

STETSON UNIVERSITY

421 N. Woodland Blvd.
DeLand, Florida 32723
386-822-7000 | **stetson.edu**