



# JUST THE FACTS

2024-2025

# EXCEEDING EXPECTATIONS

Numbers matter. They allow us to quantify progress. They show movement toward goals, effectiveness of strategic efforts and impact of investments. Numbers paint a clear picture of success.

Stetson's picture of success is quite impressive, but is incomplete without considering what is not easily captured by analytics. Beyond success, you will find students, faculty and staff striving to make a difference as we look ahead. United by the desire to make a better future, we venture forward as a diverse and inclusive community, striving for success, transformation and impact in all we do.

## AT A GLANCE

Undergraduate Students

2,355

Graduate Students

1,426

Total Enrollment

3,781

Percent of full-time faculty  
w/ terminal degree

92%

26 New Faculty  
Hired in the  
past 3 years  
(tenure track)

10:1  
Student:Faculty Ratio

Fundraising Committed for 2023-24

\$49,160,916

Endowment

\$390,513,055

98.7% Percent of students  
graduating in 2023-24  
having participated in  
experiential learning

Total Stetson alumni (living)

43,685

Average Undergraduate  
Financial Aid Package

\$56,900

#1 Law School Ranked in Trial  
Advocacy by US News

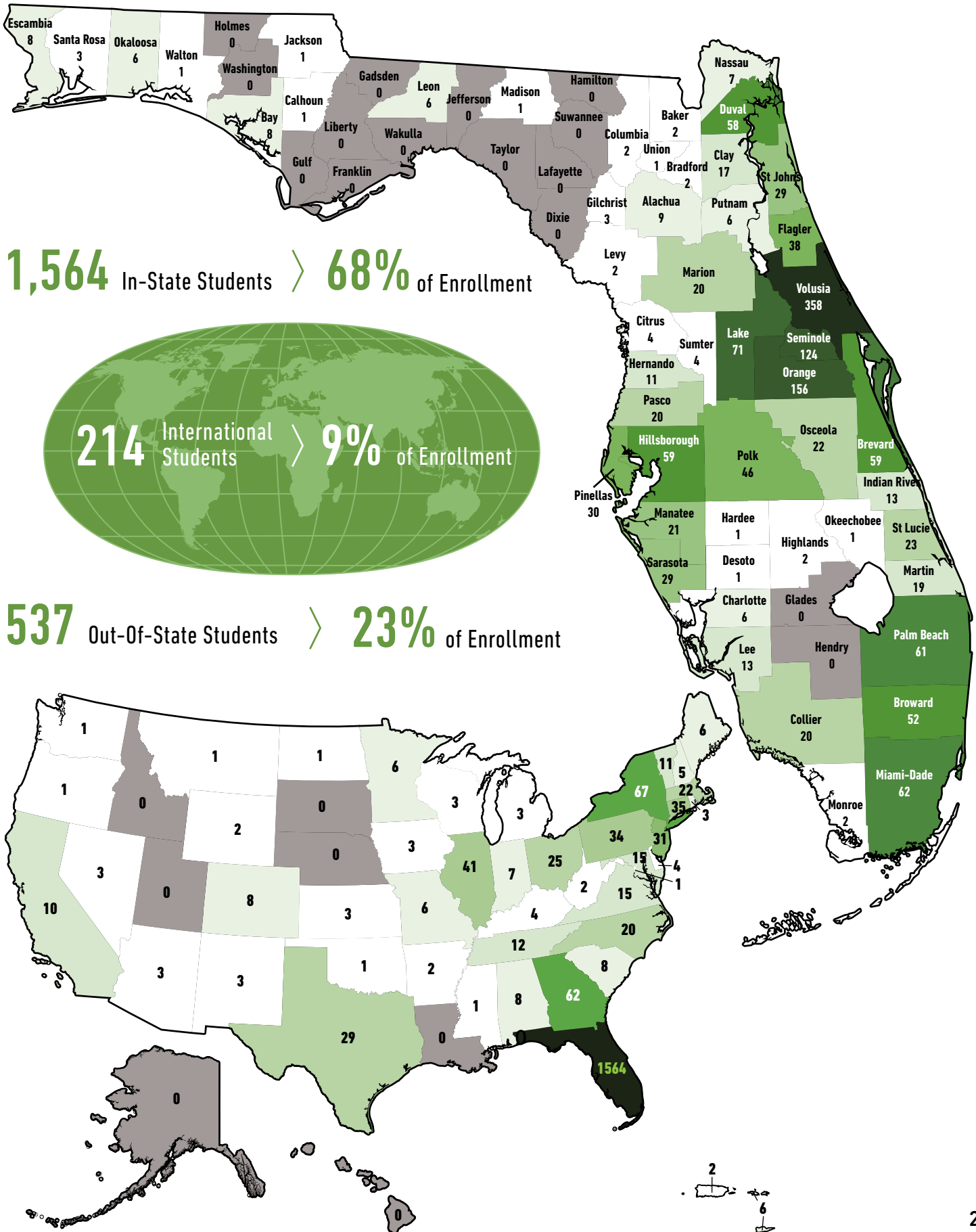
#3 Law School Ranked in  
Legal Writing by US News

77.9% July 2024 Bar  
Passage Rate,  
First-Time  
Takers - Stetson

97.6% College of Law  
2023 Post-Graduate  
Employment or  
Matriculation

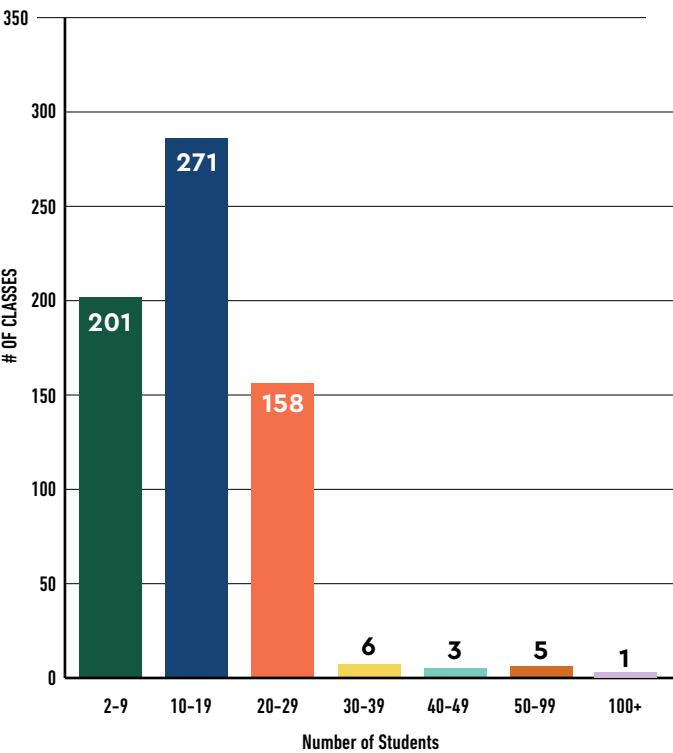
# UNDERGRADUATE STUDENT ORIGIN

Stetson University students come from 43 states plus Washington D.C., 2 territories and 60 foreign countries

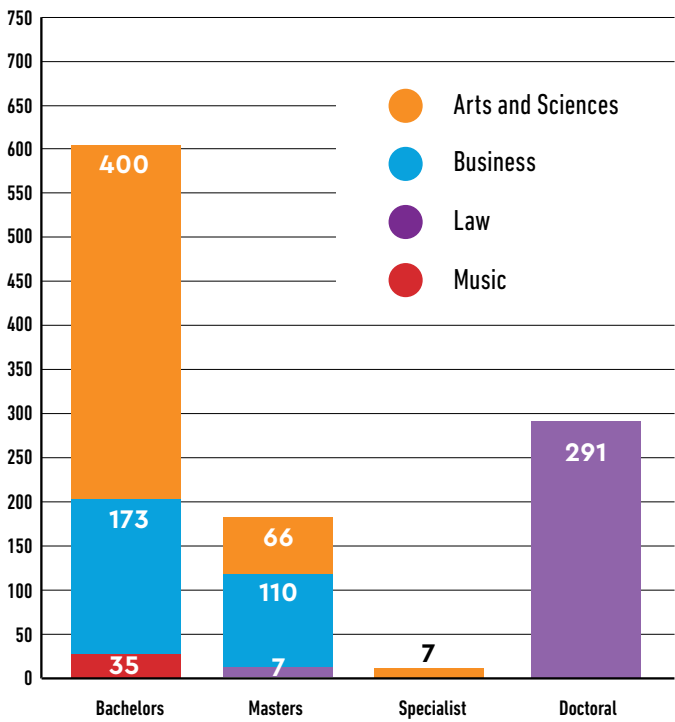


# DEGREE AND COURSE ENROLLMENT

Undergraduate Classroom Sizes (Fall 2024)

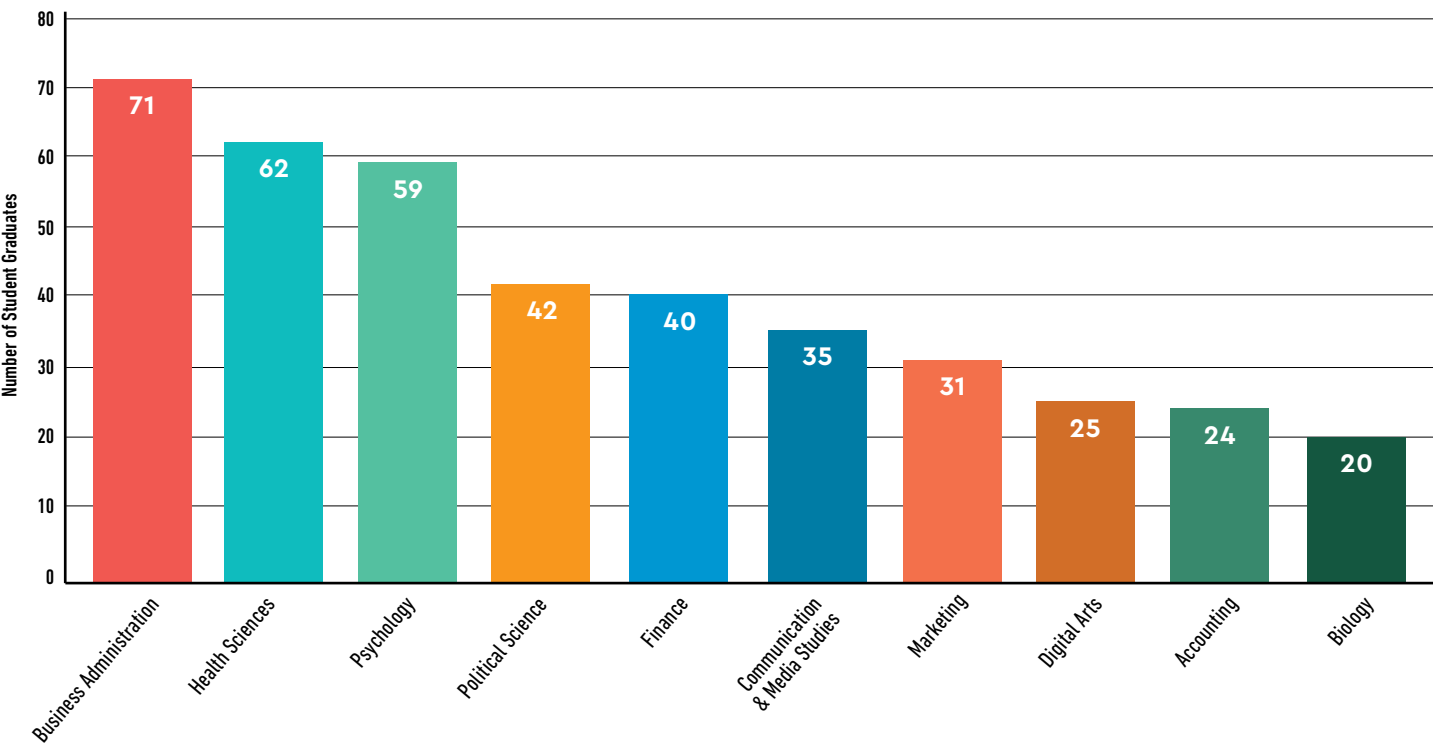


Degrees Awarded by Level July 2023-May 2024



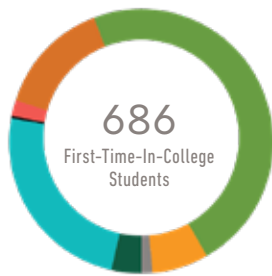
Total Degrees Awarded July 2023 to May 2024 **1,089**

Top 10 Undergraduate Majors of Students Graduating in July 2023-May 2024



# STUDENT DEMOGRAPHICS

## Enrollment by Ethnicity - Fall 2024



47.7%

White

24.3%

Hispanic/Latino

14.0%

Black or African American

3.6%

U.S. Nonresident

7.0%

Two or more races

2.0%

Asian

1.2%

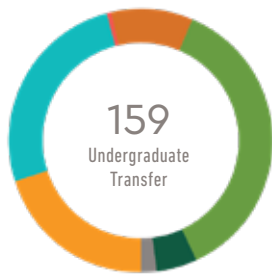
Race/ethnicity unknown

0.2%

American Indian or Alaska Native

0.0%

Native Hawaiian or Other Pacific Islander



36.5%

White

25.8%

Hispanic/Latino

10.1%

Black or African American

20.1%

U.S. Nonresident

5.0%

Two or more races

0.6%

Asian

1.9%

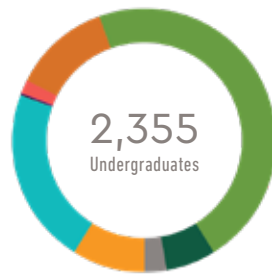
Race/ethnicity unknown

0.0%

American Indian or Alaska Native

0.0%

Native Hawaiian or Other Pacific Islander



46.8%

White

21.7%

Hispanic/Latino

11.9%

Black or African American

9.1%

U.S. Nonresident

6.0%

Two or more races

1.8%

Asian

2.6%

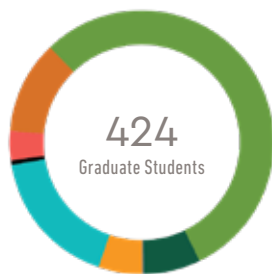
Race/ethnicity unknown

0.1%

American Indian or Alaska Native

0.1%

Native Hawaiian or Other Pacific Islander



55.0%

White

17.0%

Hispanic/Latino

11.3%

Black or African American

5.4%

U.S. Nonresident

6.8%

Two or more races

3.8%

Asian

0.2%

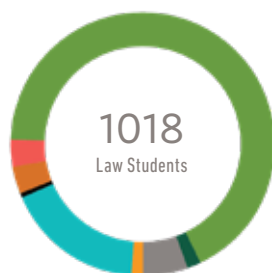
Race/ethnicity unknown

0.5%

American Indian or Alaska Native

0.0%

Native Hawaiian or Other Pacific Islander



67.2%

White

17.0%

Hispanic/Latino

3.4%

Black or African American

1.5%

U.S. Nonresident

1.8%

Two or more races

3.2%

Asian

5.3%

Race/ethnicity unknown

0.6%

American Indian or Alaska Native

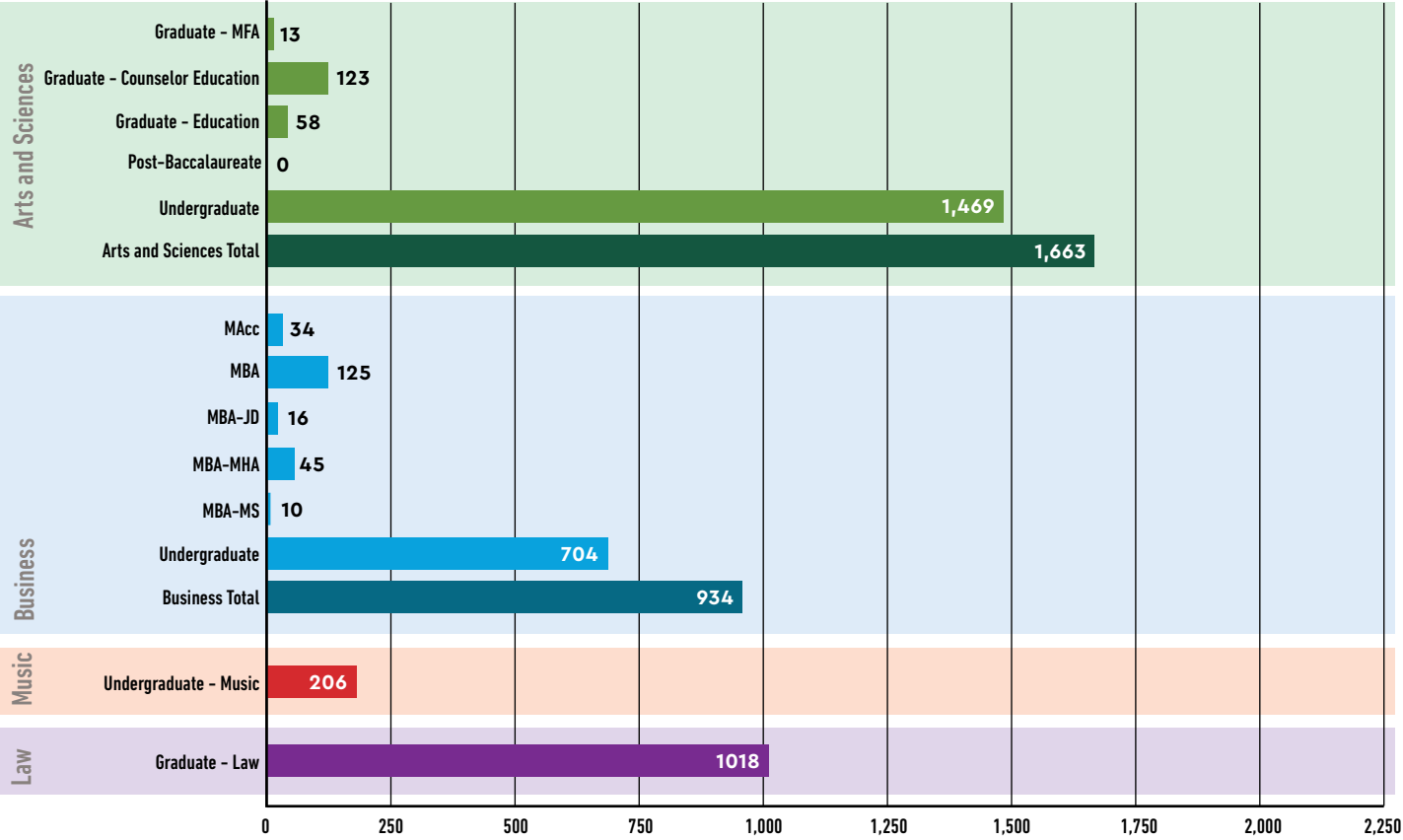
0.0%

Native Hawaiian or Other Pacific Islander

Note: Summed total may exceed university enrollment total due to dual-degree program participants

# ENROLLMENT STATISTICS

## Enrollment by College/School - Fall 2024



Note: Summed total may exceed university enrollment total due to dual-degree program participants

Enrollment by Class Level - Fall 2024		Count
First Year		685
Sophomore		608
Junior		495
Senior		515
Other Undergraduate		52
Graduate		424
Post-Bacc		0
Law		1018
Total		3,781

Enrollment by Gender - Fall 2024		Count
Man		1,582
Woman		2,123
Another Gender		48
Not Reported		28
Total		3,781

Undergraduate Enrollment Trends	Fall 2019	Fall 2020	Fall 2021	Fall 2022	Fall 2023	Fall 2024
First-Time-In-College Students	934	859	637	666	638	686
Undergraduate Transfer Students	125	104	114	109	108	159
College of Arts and Sciences	2,006	2,002	1,876	1,702	1,506	1,469
School of Business Administration	949	913	821	712	670	704
School of Music	260	237	206	179	180	206
Total Undergraduate Enrollment	3,183	3,125	2,884	2,572	2,339	2,355

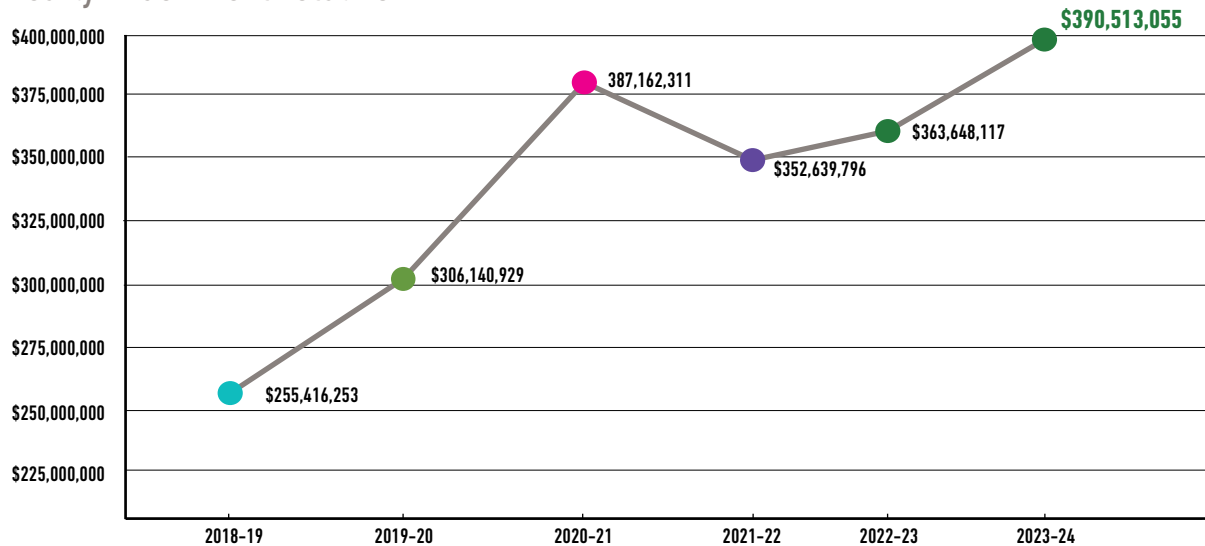
Note: Summed total may exceed total enrollment due to dual-degree program participants

## Undergraduate Enrollment by Ethnicity - Fall 2020-24

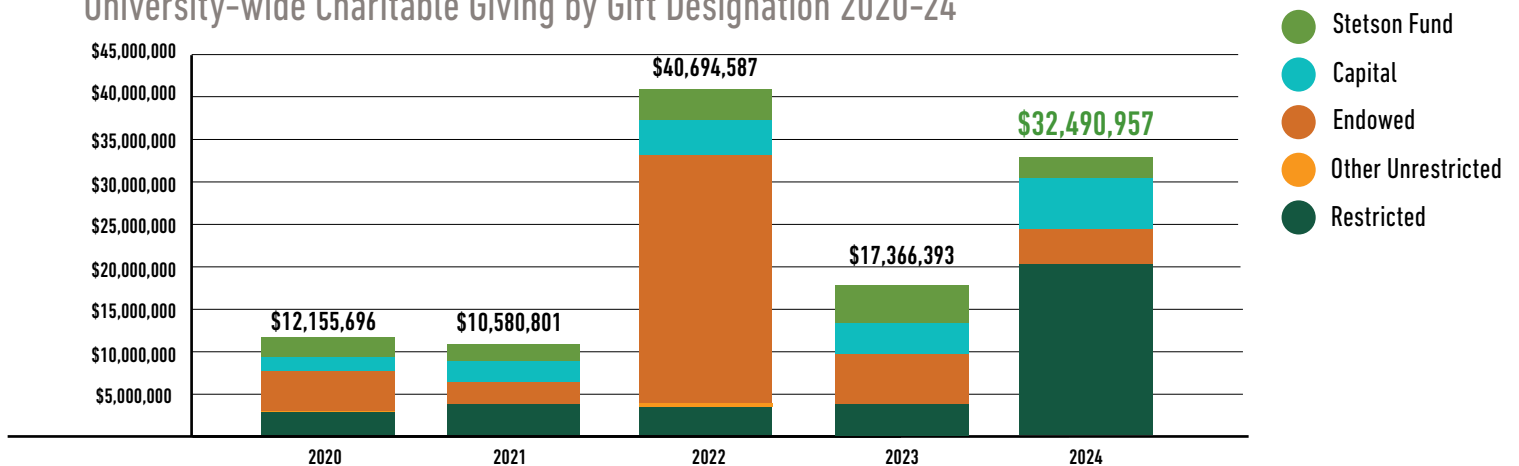
	Fall 2020	Fall 2021	Fall 2022	Fall 2023	Fall 2024
U.S. Nonresident	179	173	179	204	214
Hispanic/Latino	592	544	500	452	511
American Indian or Alaska Native	6	5	2	3	2
Asian	66	53	45	38	42
Black or African American	293	319	295	282	280
Native Hawaiian or Other Pacific Islander	3	5	4	3	2
White	1,757	1,566	1,342	1,159	1,101
Two or more races	198	169	150	142	142
Race/ethnicity unknown	31	50	55	56	61
<b>Total</b>	<b>3,125</b>	<b>2,884</b>	<b>2,572</b>	<b>2,339</b>	<b>2,355</b>

## GIVING AND ENDOWMENT

### Yearly Endowment Total 2019-24



### University-wide Charitable Giving by Gift Designation 2020-24



# 2024-25 TUITION & FEES AND FINANCIAL AID FIGURES

## Undergraduate 2024-25 (Full-time)

Expense/Allowance	On/Off Campus Cost
Tuition	\$57,010
Fees	\$400
Housing	\$9,458
Food	\$8,270
Books/Supplies	\$1,200
Personal/Misc.	\$1,000
Transportation*	\$400
Loan Fees	\$99
<b>Total</b>	<b>\$77,837</b>

Expense/Allowance	With Parent or Relative Cost
Tuition	\$57,010
Fees	\$400
Housing	\$3,200
Food	\$2,800
Books/Supplies	\$1,200
Personal/Misc.	\$1,000
Transportation*	\$1,100
Loan Fees	\$99
<b>Total</b>	<b>\$66,819</b>

\* Transportation Allowance is regionalized based on the state or country of permanent residency.

Graduate tuition and additional financial information can be found online at [stetson.edu/financial-aid](http://stetson.edu/financial-aid).

## Degree-Seeking Undergraduates Receiving Financial Aid (Fall 2024)

Total Degree-Seeking Undergraduates	2,297	%
With Need	1,676	73%
Receiving any Aid	2,276	99%
Receiving Stetson scholarship	2,234	97%

## First-Time-in-College Students Receiving Financial Aid (Fall 2024)

Total Full-Time FTIC = 686	Number w/ Aid	Number w/ \$0 Aid	Percent w/ Aid
External Loans	43	643	6%
Federal Sub/Unsub Loans	348	338	51%
Stetson Scholarship/Grant*	683	3	99.6%
State Scholarship/Grant	484	202	71%
Federal Scholarship/Grant	335	351	49%

\* Excludes tuition waivers

## Average Financial Aid Awarded to Full-Time FTIC and Undergraduate Students (Fall 2024)

	Full-Time FTIC	Undergrad
Federal Grants	\$6,808	\$7,360
Federal Work Study	\$2,921	\$3,210
Federal Subsidized Loan	\$3,478	\$4,282
Federal Unsubsidized Loan	\$3,077	\$3,203
State Need Grant	\$3,021	\$2,816
State Non-need Grant	\$5,266	\$5,393
Institutional Need Grant	\$14,233	\$12,580
Institutional Athletic	\$21,298	\$27,336
Institutional Non-need Grant	\$34,421	\$34,221
Waiver Non-need	\$47,317	\$46,972
External Non-need Grant	\$2,343	\$5,081
Federal Parent Loans	\$24,165	\$22,274
External Loan	\$19,922	\$19,261
Institutional Work	NA	\$667



# QUALITY INDICATORS - 2024

## FTIC SAT Scores\* and High School GPA

	75th Percentile	Median	25th Percentile
HS GPA**	4.0	3.68	3.26
SAT Math	610	555	520
SAT Reading & Writing	660	600	540
SAT Total	1,248	1,160	1,053
ACT Total	28	25	21

\*Incoming students who submitted scores for use in Admission decision

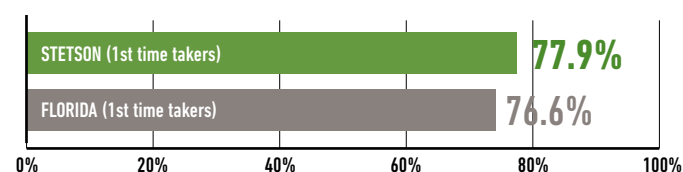
\*\*Weighted

## College of Law Profile\*

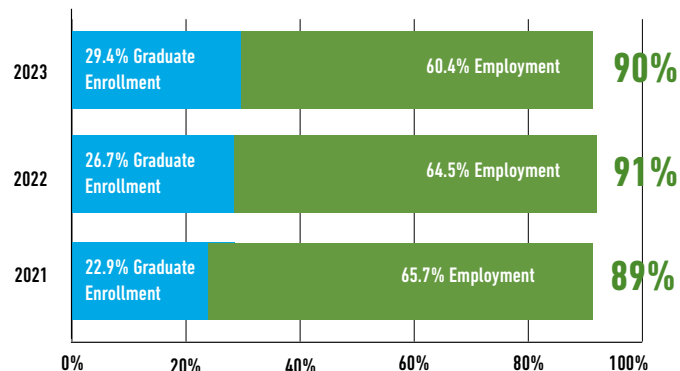
	75th Percentile	Median	25th Percentile
LSAT	161	158	156
UGPA	3.79	3.6	3.37

\*Incoming students

## College of Law Bar Passage Rates, 2024



## Post-Graduate Success by Degree Cohort



# FACULTY

## Full-time Faculty

	Man	Woman	Another Gender	Total
DeLand	111	106	1	218
Law	25	23	0	48
Total # of Faculty	136	129	1	266

## Part-time Faculty

	Man	Woman	Another Gender	Not Reported	Total
DeLand	36	41	0	1	78
Law	31	32	0	4	67
Total # of Faculty	67	73	0	5	145

# STAFF

## Full-time Staff

	Man	Woman	Another Gender	Not Reported	Total
DeLand	212	249	1	0	462
Law	54	81	0	2	137
Total # of Staff	266	330	1	2	599

## Part-time Staff

	Man	Woman	Another Gender	Not Reported	Total
DeLand	8	27	0	0	35
Law	0	4	0	0	4
Total # of Staff	8	31	0	0	39

# 2024-25 AREAS OF STUDY

	MAJOR	MINOR	GRADUATE		MAJOR	MINOR	GRADUATE
Accounting	⦿	⦿	⦿	Latin-American and Latino Studies		⦿	
Africana Studies		⦿		Law-JD Advocacy, Business Law, Elder Law, Environmental Law, International Law, Social Justice, Advocacy			⦿
American Studies	⦿	⦿		Law-LLM Advocacy, Elder Law, International Law, International Law- Bar			⦿
Anthropology		⦿		Law-MJ Healthcare Compliance			⦿
Applied Mathematics	⦿			Management	⦿	⦿	
Applied Statistics		⦿		Marketing	⦿	⦿	
Aquatic and Marine Biology	⦿			Marriage, Couple, and Family Counseling			⦿
Art History		⦿		Mathematics	⦿	⦿	
Asian Studies		⦿		Molecular Biology and Cellular Biology	⦿		
Biochemistry	⦿			Museum and Curatorial Studies	⦿		
Biology	⦿	⦿		Music Bachelor of Arts	⦿	⦿	
Business Administration	⦿	⦿	⦿	Music with Business	⦿		
Business FLEX	⦿			Music Composition	⦿		
Business Law		⦿		Music Education Instrument or Voice	⦿		
Business Systems & Analytics	⦿	⦿		Music with Outside Field	⦿		
Chemistry	⦿	⦿		Music Performance Guitar, Orchestral Instrument, Organ, Piano, and Voice	⦿		
Clinical Mental Health Counseling			⦿	Music Technology		⦿	
Communication & Media Studies	⦿	⦿		Music Theory	⦿		
Computer Information Systems	⦿			Philosophy	⦿	⦿	
Computer Science	⦿	⦿		Physics	⦿	⦿	
Counselor Education Advanced Studies			⦿	Political Science	⦿	⦿	
Creative Writing Fiction or Poetry		⦿	⦿	Professional Sales	⦿	⦿	
Curriculum & Instruction			⦿	Psychology	⦿	⦿	
Cybersecurity	⦿			Public Health	⦿	⦿	
Data Analytics		⦿		Public Management	⦿		
Digital Arts	⦿	⦿		Religious Studies	⦿	⦿	
Economics	⦿	⦿		Russian, East European and Eurasian Studies	⦿	⦿	
Education-General Studies	⦿			Social Science	⦿		
Educational Leadership			⦿	Sociology	⦿	⦿	
Elementary Education	⦿	⦿		Sport Business		⦿	
English	⦿	⦿		Studio Art	⦿	⦿	
Entrepreneurship	⦿	⦿		Sustainable Food Systems		⦿	
Environmental Science	⦿			Theatre Arts	⦿	⦿	
Environmental Studies	⦿	⦿		World Languages & Cultures French, German, Russian, Spanish, Translator	⦿	⦿	
Exceptional Student Education			⦿	DUAL DEGREE PROGRAMS			
Family Enterprise Management	⦿	⦿		Law-Dual/Joint Degree Options JD/LLM, JD/MBA, JD/MINTEC, JD/MIEBL	MBA - Juris Doctor		
Finance	⦿	⦿		MBA - Master of Healthcare Administration	MBA - Master of Pharmacy		
Gender Studies		⦿		SIGNATURE PROGRAMS			
Global Development	⦿	⦿		Bonner Program	Pre-Med (Health, Dentistry, Veterinary)		
Health Sciences	⦿	⦿		Centurion Sales	Prince Entrepreneurship Programs		
Higher Education Administration and Supervision			⦿	Community Engagement	Professional and Corporate Education		
History	⦿	⦿		Discovery Program	Professionalism Certificate		
Honors - FLEX	⦿			Global Gateways	ROTC (Army, Air Force)		
Human Resource Management	⦿	⦿		Honors Program	Roland George Investments Program		
International Business	⦿	⦿		Pre-Engineering	Study Abroad		
International Studies	⦿	⦿		Pre-Law			
Jewish Studies		⦿					
Journalism		⦿					

# 2024-25 ATHLETICS

The Stetson Hatters compete as NCAA Division I members of the Atlantic Sun Conference, the Pioneer Football League, and the Metro Atlantic Athletic Conference (Women's Rowing).



## Hatter Athletics

### Men's

- Baseball
- Basketball
- Cross Country
- Football
- Golf
- Rowing
- Soccer
- Tennis

### Women's

- Basketball
- Beach Volleyball
- Cross Country
- Golf
- Lacrosse
- Rowing
- Soccer
- Softball
- Tennis
- Volleyball

### Co-Ed

- Cheerleading

## Club Sports

- Aikido
- Baseball (Men's)
- Clay Target Team
- Color Guard
- Equestrian
- Pickleball
- Running
- Scuba Diving
- Soccer (Men's)
- Soccer (Women's)
- Softball (Women's)
- Surfing
- Tennis
- Top Hats (Dance)
- Volleyball



In addition, Stetson hosts dozens of student-led club sports programs and a variety of campus-based intramural programs.



## A Look Back

New York entrepreneur Henry A. DeLand, who played a leading role in establishing the city of DeLand in 1876, founded the university as DeLand Academy. Thirteen students started classes in a rented building in 1883. The following year, Mr. DeLand erected a building at the corner of Woodland Boulevard and Minnesota Avenue to house classrooms and administrative offices. That building, now known as DeLand Hall, is the oldest building in Florida to be used continuously for higher education. After experiencing financial difficulties in the late 1880s, Mr. DeLand found it impossible to support the university. He turned to Philadelphia hatmaker John Batterson Stetson, who had recently built a winter home in DeLand. Mr. Stetson provided much-needed funding for the new institution, and in 1887, John B. Stetson was elected to the university's Board of Trustees. In 1889 the institution was renamed in his honor.

## Degrees & Control

Stetson is an independent, private university, controlled by a Board of Trustees. Stetson is accredited by the Commission on Colleges of the Southern Association of Colleges and Schools to award bachelor's and master's degrees in the College of Arts and Sciences and the School of Business Administration; bachelor's degrees in the School of Music; and Juris Doctor, Master of Jurisprudence and Master of Laws degrees in the College of Law. The DeLand, Florida, campus houses the College of Arts and Sciences, School of Music and the School of Business Administration. The College of Law is located in Gulfport, Florida, with a satellite campus in Tampa.

## What Others Are Saying



## Mission

Our mission at Stetson University is to provide an excellent education in a creative community where learning and values meet, and to foster in students the qualities of mind and heart that will prepare them to reach their full potential as informed citizens of local communities and the world.

## DeLand Campus

General .....	386-822-7000
Admission .....	386-822-7100
Admission (Toll-Free) .....	800-688-0101
Financial Aid .....	386-822-7120
University Marketing .....	386-822-8920

## College of Law Campus

General .....	727-562-7800
Admission .....	727-562-7802
Admission (Toll-Free) .....	877-529-7838

## Tampa Law Center

General .....	813-228-6625
---------------	--------------

## Email

Admissions .....admissions@stetson.edu

## On the Web

Stetson University .....stetson.edu  
College of Law .....stetson.edu/law

# STETSON UNIVERSITY

421 N. Woodland Blvd.  
DeLand, Florida 32723  
386-822-7000 | stetson.edu