



JUST THE FACTS

2022-2023

BE SEEN EXCEEDING EXPECTATIONS

Numbers matter. They allow us to quantify progress. They show movement toward goals, effectiveness of strategic efforts and impact of investments. Numbers paint a clear picture of success.

Stetson's picture of success is quite impressive, but is incomplete without considering what is not easily captured by analytics. Beyond success, you will find students, faculty and staff striving to make a difference as we look ahead. United by the desire to make a better future, we venture forward as a diverse and inclusive community, striving for success, transformation and impact in all we do.

AT A GLANCE Stetson University students come from 45 states, 2 territories and 56 countries

Undergraduate Students

2,572

Graduate Students

1,367

Total Enrollment

3,939

Full-time Faculty with Terminal Degree

93%

23 New Tenure Track Faculty (Past 3 years)

Giving During 2021-22

\$40,694,587

Endowment at the End of 2022

\$352,639,796

98.3%

Percentage of Students Graduating in 2021-22 Having Participated in Experiential Learning

Total Stetson Alumni

43,949

Average Undergraduate Financial Aid Package

\$48,478

#3 Law School Ranked in Trial Advocacy by *U.S. News & World Report*

64%

Bar Passage Rate for July 2022 - Stetson Law

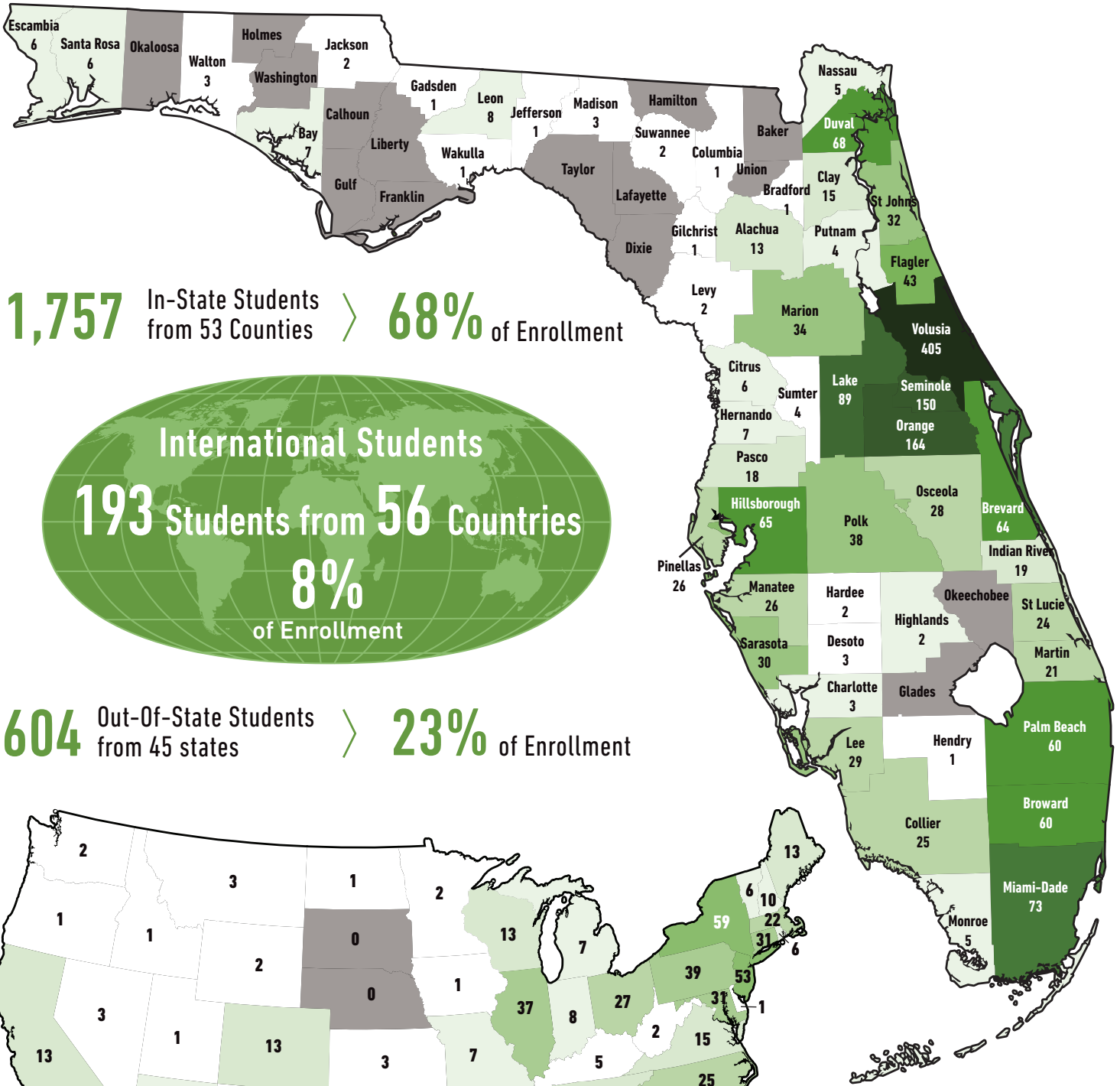
97%

College of Law Postgraduate Employment or Matriculation


11:1

Student to Faculty Ratio

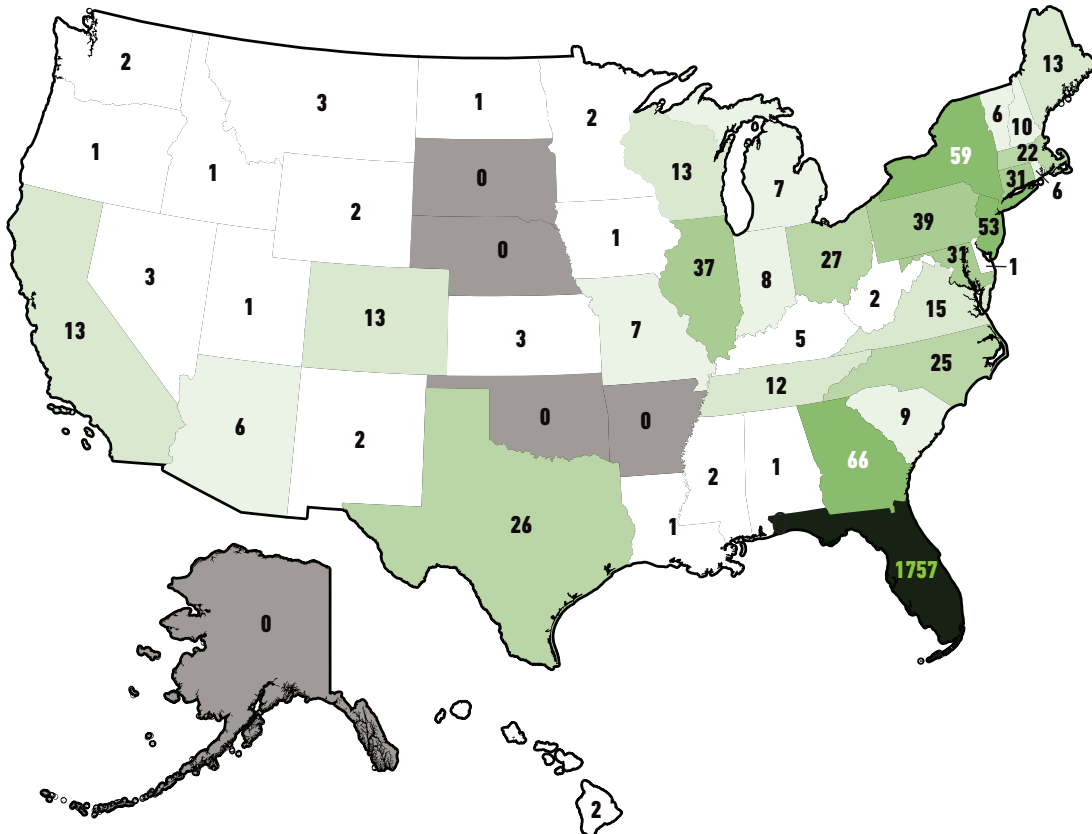
UNDERGRADUATE STUDENT ORIGIN



1,757 In-State Students from 53 Counties > **68%** of Enrollment

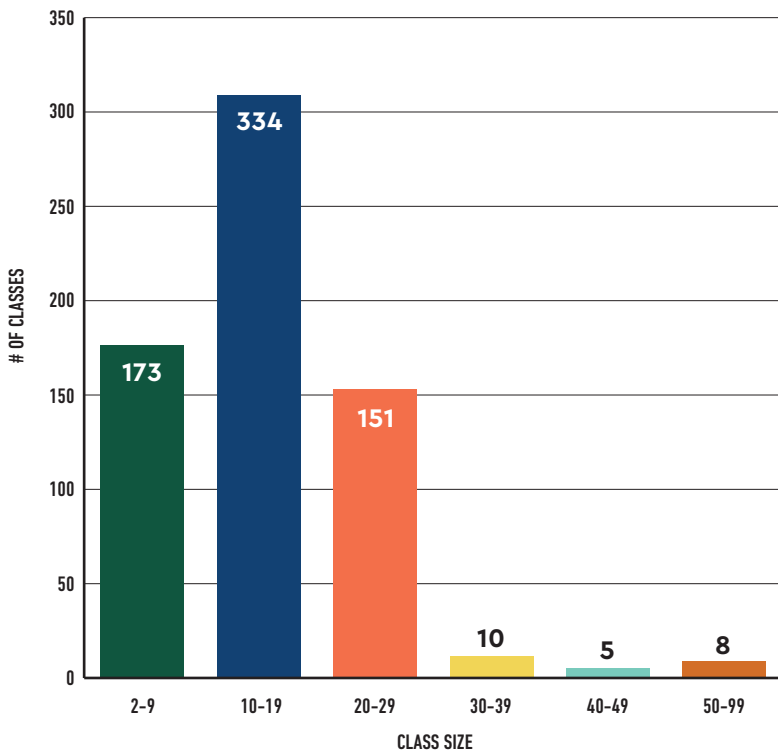


604 Out-Of-State Students from 45 states > **23%** of Enrollment

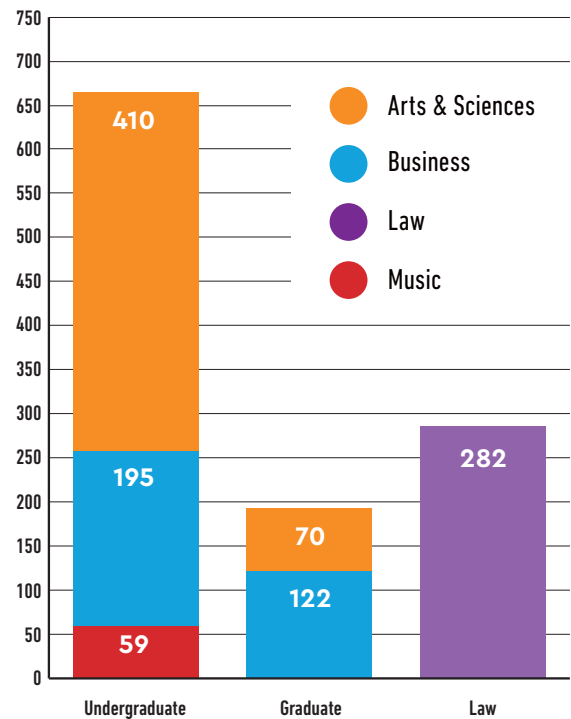


DEGREE AND CLASS INFORMATION

Undergraduate Class Size - Fall 2022

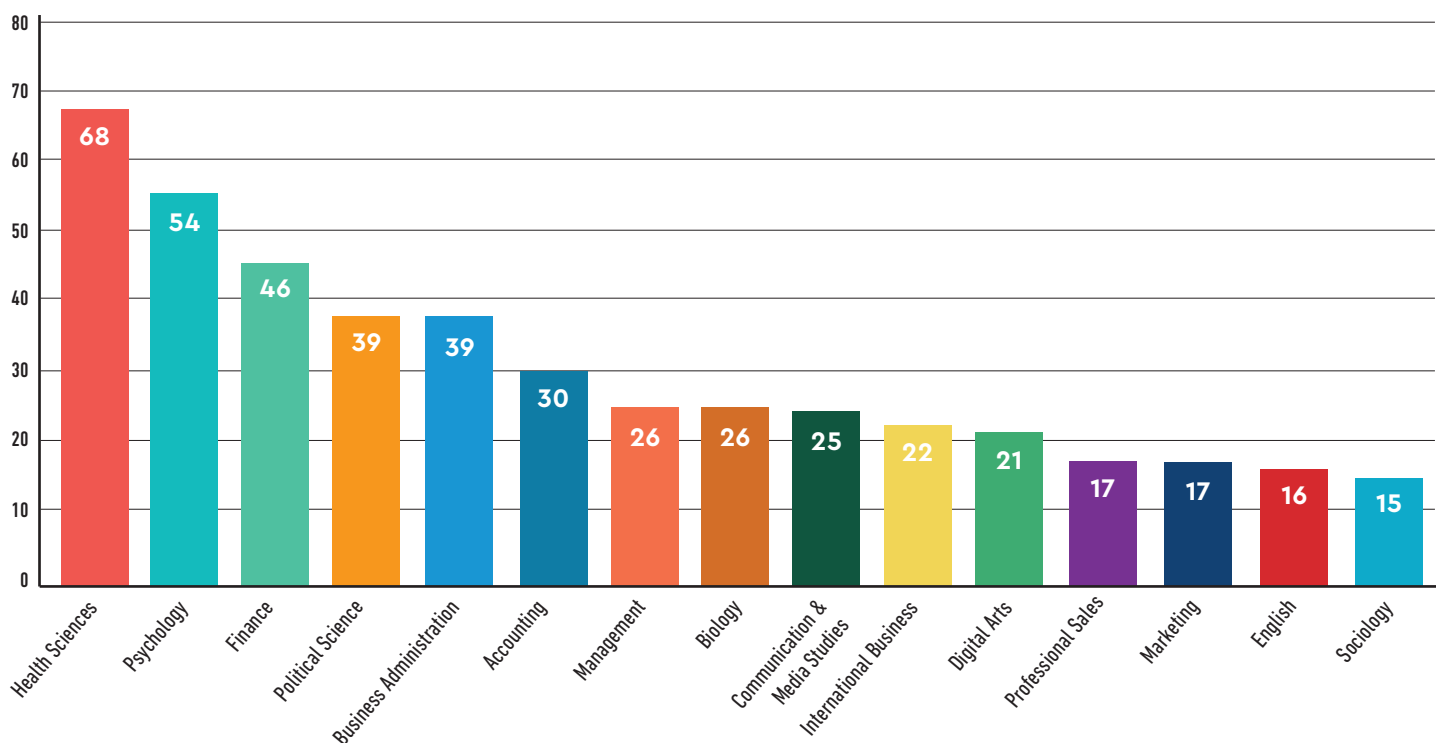


Degrees Awarded July 2021-May 2022



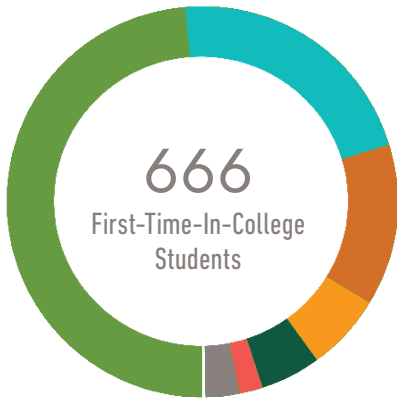
Total Degrees Awarded July 2021 to May 2022: **1,138**

Top Undergraduate Majors of Students Graduating in July 2021-May 2022



STUDENT DEMOGRAPHICS

Enrollment by Ethnicity - Fall 2022



48.9%

White

21.6%

Hispanic/Latino

13.4%

Black or African American

6.2%

U.S. Nonresident

5.1%

Two or more races

2.0%

Asian

2.9%

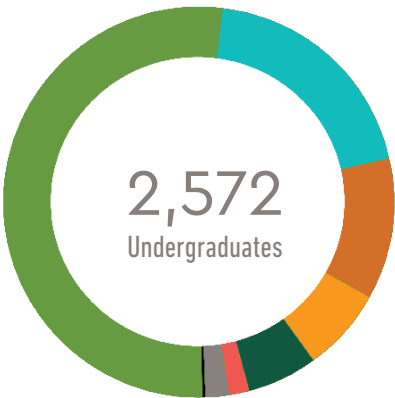
Race/ethnicity unknown

0%

American Indian/Alaska Native

0%

Native Hawaiian or Other Pacific Islander



52.2%

White

19.4%

Hispanic/Latino

11.5%

Black or African American

7.0%

U.S. Nonresident

5.8%

Two or more races

1.7%

Asian

2.1%

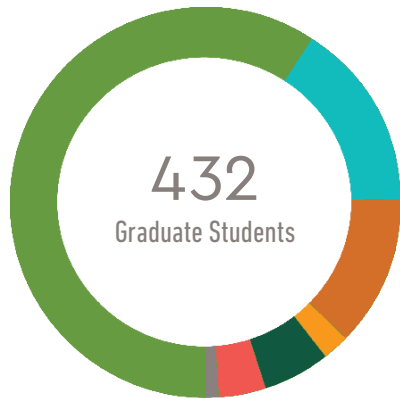
Race/ethnicity unknown

0.1%

American Indian/Alaska Native

0.2%

Native Hawaiian or Other Pacific Islander



59.0%

White

15.7%

Hispanic/Latino

12.5%

Black or African American

2.1%

U.S. Nonresident

5.6%

Two or more races

3.9%

Asian

0.9%

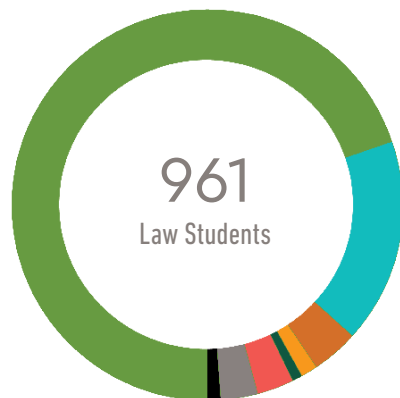
Race/ethnicity unknown

0.0%

American Indian/Alaska Native

0%

Native Hawaiian or Other Pacific Islander



69.9%

White

16.9%

Hispanic/Latino

4.0%

Black or African American

1.4%

U.S. Nonresident

0.8%

Two or more races

3.1%

Asian

2.9%

Race/ethnicity unknown

1.0%

American Indian/Alaska Native

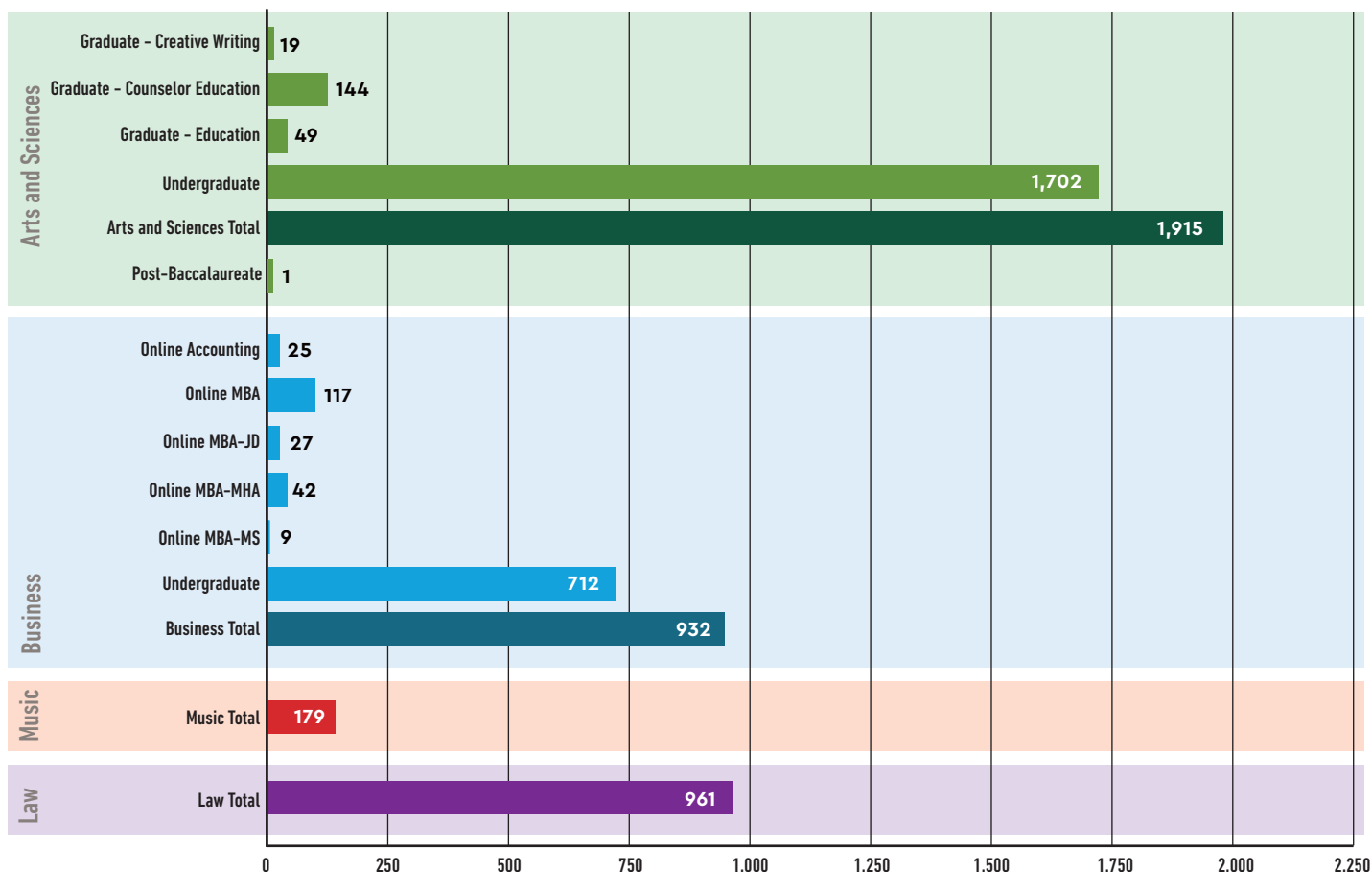
0%

Native Hawaiian or Other Pacific Islander

Note: Summed total may exceed university enrollment total due to dual-degree program participants

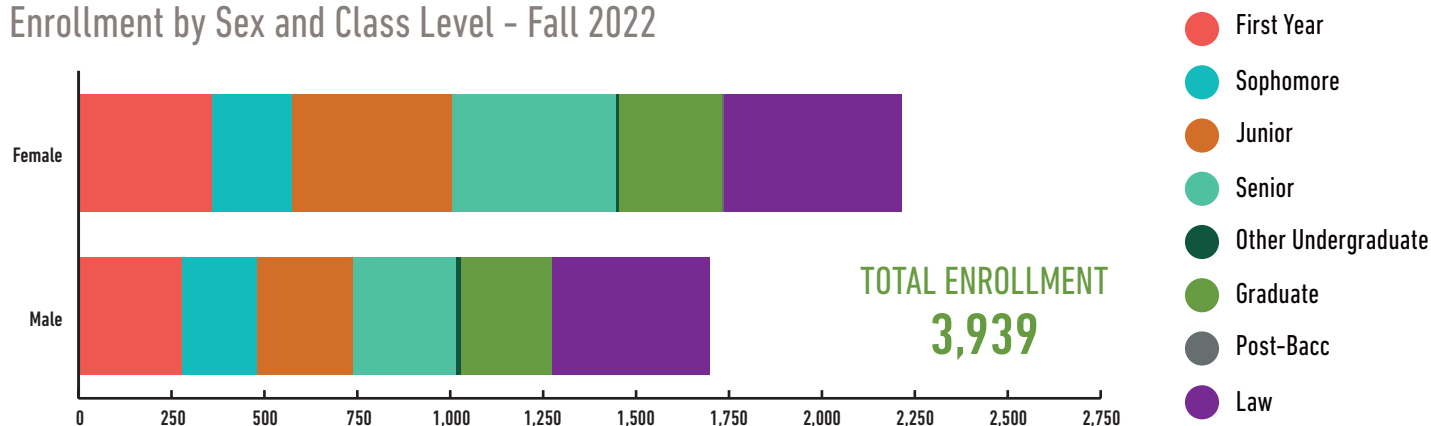
ENROLLMENT STATISTICS

Enrollment by College/School - Fall 2022



Note: Summed total may exceed university enrollment total due to dual-degree program participants

Enrollment by Sex and Class Level - Fall 2022

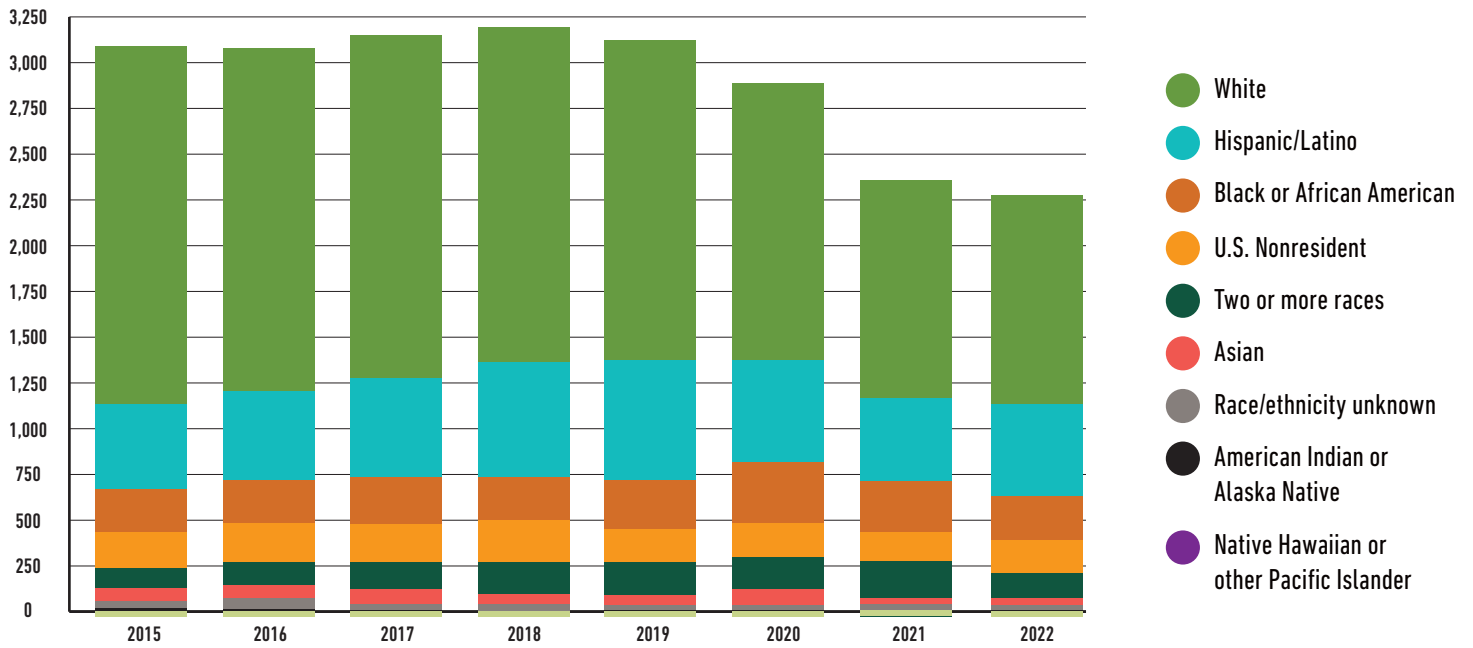


Undergraduate Enrollment Trends

	Fall 2017	Fall 2018	Fall 2019	Fall 2020	Fall 2021	Fall 2022
Total Undergraduate Enrollment	3,081	3,150	3,183	3,125	2,884	2,572
First-Time-In-College Students	864	895	934	859	637	666
College of Arts and Sciences	1,875	1,926	2,006	2,002	1,876	1,702
School of Business Administration	997	984	949	913	821	712
School of Music	236	255	260	237	206	179

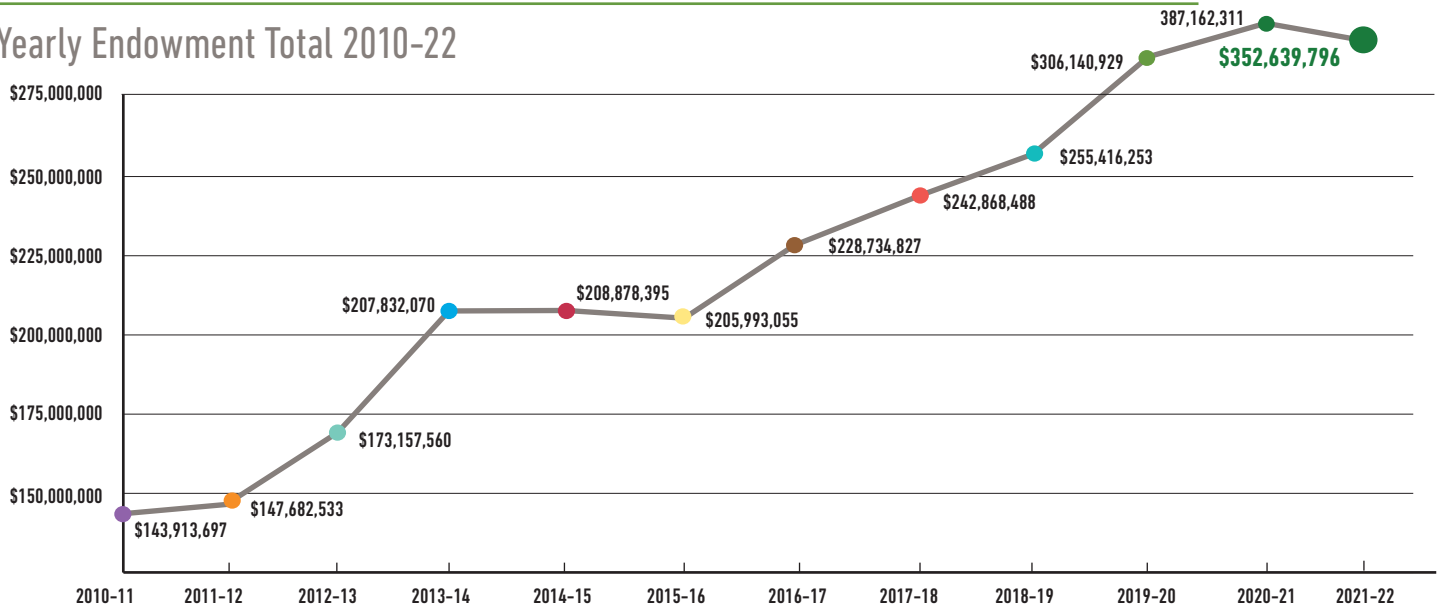
Note: Summed total may exceed university enrollment total due to dual-degree program participants

Undergraduate Enrollment by Ethnicity - Fall 2015-22

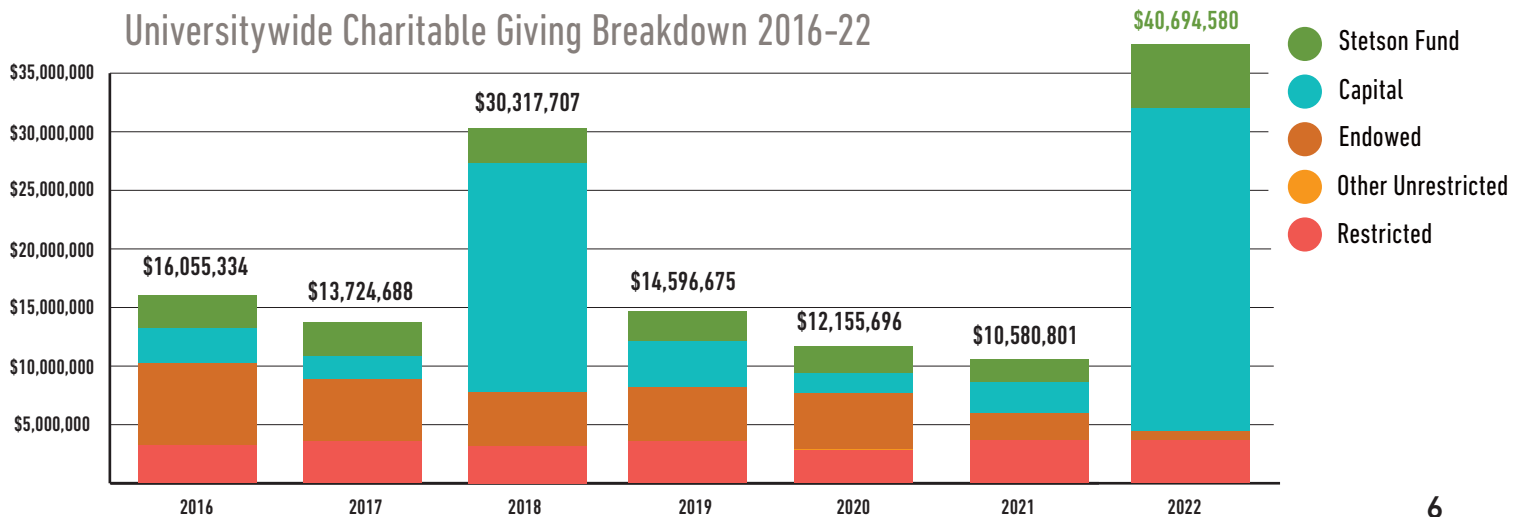


GIVING AND ENDOWMENT

Yearly Endowment Total 2010-22



Universitywide Charitable Giving Breakdown 2016-22



2022-23 TUITION & FEES AND FINANCIAL AID FIGURES

Undergraduate 2022-23 (Full-time)

Tuition	\$51,960
Fees	\$360
Room (average)	\$8,820
Board (19 meal plan)	\$6,470
Books (estimated)	\$1,200
Miscellaneous (estimated)	\$3,099
Total	\$71,909

Graduate 2022-23 (per credit hour)

College of Arts and Sciences

Counselor Education	\$895
Graduate Education	\$927
Creative Writing - M.F.A.	\$753
Arts & Science General	\$960

School of Business Administration

MAcc program	\$1,050
MBA program	\$1,050
JD/MBA program	\$1,050
MS/MBA (Unv of Florida)	\$1,050
MBA/MHA (Advent Health Univ)	\$1,050

College of Law 2022-23

Tuition (full-time)	\$48,542
Tuition (part-time)	\$31,924
Fees (full-time)	\$496
LLM Advocacy Tuition (per credit hour)	\$1,200
LLM Elder Law Tuition (per credit hour)	\$1,400
MJ Healthcare Tuition (per credit hour)	\$1,008

Undergraduates Receiving Financial Aid (Fall 2022)

Total Undergraduates	2572	%
With Need	1804	70%
Receiving any Aid	2459	96%
Receiving Stetson scholarship	2385	93%

First-Time-In-College Students (FTIC) Receiving Financial Aid (Fall 2022)

Total FTIC = 666	Number w/ Aid	Number w/ \$0 Aid	Percent w/ Aid
External Loans	53	613	8%
Federal Sub/Unsub Loans	361	305	54%
Stetson Scholarship/Grant*	657	9	99%
State Scholarship/Grant	386	280	58%
Federal Scholarship/Grant	295	371	44%

* Excludes tuition waivers

Average Financial Aid Awarded to FTIC and Undergraduate Students (Fall 2022)

	FTIC	Undergrad
Federal Grants	\$7,733	\$6,849
Federal Work Study	\$2,944	\$3,175
Federal Subsidized Loan	\$3,421	\$4,325
Federal Unsubsidized Loan	\$3,195	\$3,377
State Need Grant	\$2,698	\$2,491
State Non-need Grant	\$3,919	\$4,064
Institutional Need Grant	\$12,428	\$9,323
Institutional Athletic	\$20,430	\$25,899
Institutional Non-need Grant	\$31,593	\$29,066
Waiver Non-need	\$47,779	\$45,762
External Non-need Grant	\$2,263	\$2,745
Federal Parent Loans	\$20,742	\$23,283
External Loan	\$19,439	\$19,185
Institutional Work	NA	\$600

QUALITY INDICATORS - 2022

FTIC SAT Scores* and High School GPA

	75th Percentile	Median	25th Percentile
HS GPA**	4.18	3.78	3.44
Math	640	580	520
Reading & Writing	665	610	570
Total	1290	1,190	1120

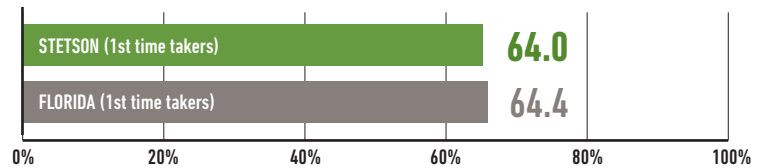
*Incoming students who chose to submit scores for use in Admission decision
 **Weighted

College of Law Profile*

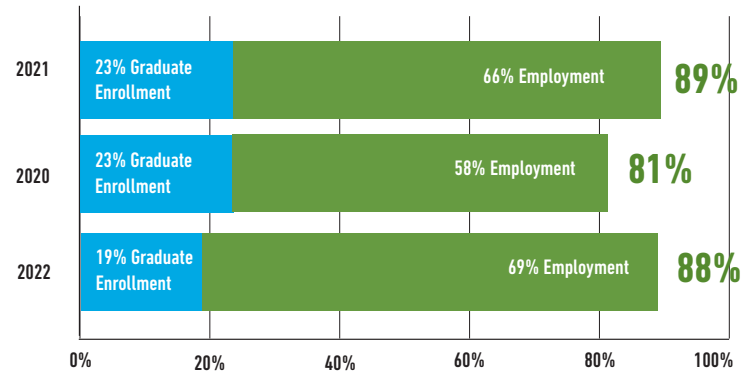
	75th Percentile	Median	25th Percentile
LSAT	159	158	156
UGPA	3.72	3.51	3.28

*Incoming students

College of Law Bar Passage Rates, 2022 July



Post-Graduate Success by Degree Cohort



FACULTY

Full-time Faculty	Male	Female	Total
Total # of Faculty	134	129	263
DeLand	113	107	220
Law	21	22	43

% Full-time faculty w/ terminal degree **93%**

Part-time Faculty	Male	Female	Total
Total # of Faculty	75	70	145
DeLand	42	48	90
Law	33	22	55

STAFF

Full-time Staff	Male	Female	Total
Total # of Staff	260	326	586
DeLand	213	245	458
Law	47	81	128

Part-time Staff	Male	Female	Total
Total # of Staff	9	20	29
DeLand	9	18	27
Law	0	2	2

2022-23 AREAS OF STUDY

	MAJOR	MINOR	GRADUATE
Accounting	○	○	○
Africana Studies		○	
American Studies	○	○	
Anthropology		○	
Applied Mathematics	○		
Applied Statistics		○	
Aquatic and Marine Biology	○		
Art - Art History, Studio Art	○	○	
Asian Studies		○	
Biochemistry	○		
Biology	○	○	
Business Administration	○	○	○
Business FLEX	○		
Business Law		○	
Business Systems & Analytics	○	○	
Chemistry	○	○	
Clinical Mental Health Counseling			○
Communication & Media Studies	○	○	
Computer Information Systems	○		
Computer Science	○	○	
Counselor Education Advanced Studies			○
Creative Writing Fiction or Poetry		○	○
Curriculum & Instruction			○
Cybersecurity	○		
Data Analytics		○	
Digital Arts	○	○	
Economics	○	○	
Education-General Studies	○		
Educational Leadership			○
Elementary Education	○	○	
English	○	○	
Entrepreneurship	○	○	
Environmental Science	○		
Environmental Studies	○	○	
Exceptional Student Education			○
Family Enterprise Management	○	○	
Finance	○	○	
Gender Studies		○	
Global Development	○	○	
Health Sciences	○	○	
Higher Education Administration and Supervision			○
History	○	○	
Human Resource Management	○	○	
International Business	○	○	
International Studies	○	○	
Jewish Studies		○	
Journalism		○	
Latin-American and Latino Studies		○	

	MAJOR	MINOR	GRADUATE
Law-JD Advocacy, Business Law, Elder Law, Environmental Law, International Law, Social Justice, Advocacy			○
Law-LLM Advocacy, Elder Law, International Law			○
Law-MJ Healthcare Compliance			○
Management	○	○	
Marketing	○	○	
Marriage, Couple, and Family Counseling			○
Mathematics	○	○	
MBA			○
Molecular Biology	○		
Music Bachelor of Arts	○	○	
Music with Business	○		
Music Composition	○		
Music Education Instrument or Voice	○		
Music with Outside Field	○		
Music Performance Guitar, Orchestral Instrument, Organ, Piano, and Voice	○		
Music Technology		○	
Music Theory	○		
Philosophy	○	○	
Physics	○	○	
Political Science	○	○	
Professional Sales	○	○	
Psychology	○	○	
Public Health	○	○	
Public Management	○		
Religious Studies	○	○	
Russian, East European/Eurasian Studies	○	○	
Social Science	○		
Sociology	○	○	
Sport Business		○	
Sustainable Food Systems		○	
Theatre Arts	○	○	
World Languages & Cultures French, German, Russian, Spanish, Translator	○	○	

DUAL DEGREE PROGRAMS

Law-Dual/Joint Degree Options JD/LLM, JD/MBA, JD/MINTEC, JD/MIEBL	MBA - Juris Doctor
MBA - Master of Healthcare Administration	MBA - Master of Pharmacy

SIGNATURE PROGRAMS

Honors Program	Pre-Law
ROTC (Army, Air Force)	Pre-Med/Health
Pre-Dentistry	Pre-Veterinary
Pre-Engineering	Prince Entrepreneurship Programs
Pre-Forestry & Environmental Studies	Roland George Investments Program

2022-23 ATHLETICS

The Stetson Hatters compete as an NCAA Division I member of the ASUN Conference, the Pioneer Football League, and the Metro Atlantic Athletic Conference (Women's Rowing).

GoHatters.com

Men's Baseball

Men's Basketball

Men's Cross Country

Men's Football

Men's Golf

Men's Rowing

Men's Soccer

Men's Tennis

Women's Basketball

Women's Beach Volleyball

Women's Cross Country

Women's Golf

Women's Lacrosse

Women's Rowing

Women's Soccer

Women's Softball

Women's Tennis

Women's Volleyball



Club Aikido

Club Baseball

Club Clay Target Team

Club Color Guard

Club Equestrian

Club Running

Club Scuba

Club Soccer (Men's)

Club Soccer (Women's)

Club Softball

Club Surfing

Club Swimming

Club Table Tennis

Club Tennis

Club Track

Club Volleyball (Women's)



In addition, Stetson hosts dozens of student-led club sports programs and a variety of campus-based intramural programs.



A Look Back

New York entrepreneur Henry A. DeLand, who played a leading role in establishing the city of DeLand in 1876, founded the university as DeLand Academy. Thirteen students started classes in a rented building in 1883. The following year, Mr. DeLand erected a building at the corner of Woodland Boulevard and Minnesota Avenue to house classrooms and administrative offices. That building, now known as DeLand Hall, is the oldest building in Florida to be used continuously for higher education. After experiencing financial difficulties in the late 1880s, Mr. DeLand found it impossible to support the university. He turned to Philadelphia hatmaker John Batterson Stetson, who had recently built a winter home in DeLand. Mr. Stetson provided much-needed funding for the new institution, and in 1887, John B. Stetson was elected to the university's Board of Trustees. In 1889 the institution was renamed in his honor.

Degrees & Control

Stetson is an independent, private university, controlled by a Board of Trustees. Stetson is accredited by the Commission on Colleges of the Southern Association of Colleges and Schools to award bachelor's and master's degrees in the College of Arts and Sciences and the School of Business Administration; bachelor's degrees in the School of Music; and Juris Doctor, Master of Jurisprudence and Master of Laws degrees in the College of Law. The DeLand, Florida, campus houses the College of Arts and Sciences, School of Music and the School of Business Administration. The College of Law is located in Gulfport, Florida, with a satellite campus in Tampa.

Accreditation

- Southern Association of Colleges and Schools Commission on Colleges
- AACSB International - Association to Advance Collegiate Schools of Business
- American Bar Association
- American Chemical Society
- Association of American Law Schools
- Council for Accreditation of Counseling and Related Educational Programs
- Council for the Accreditation of Education Preparation
- National Association of Schools of Music

Mission

Our mission at Stetson University is to provide an excellent education in a creative community where learning and values meet, and to foster in students the qualities of mind and heart that will prepare them to reach their full potential as informed citizens of local communities and the world.

DeLand Campus

General	386-822-7000
Admission	386-822-7100
Admission (Toll-Free)	800-688-0101
Financial Aid	386-822-7120
University Marketing	386-822-8920

College of Law Campus

General	727-562-7800
Admission	727-562-7802
Admission (Toll-Free)	877-529-7838

Tampa Law Center

General	813-228-6625
---------------	--------------

Email

Admissions	admissions@stetson.edu
University Marketing	sum@stetson.edu

On the Web

Stetson University	stetson.edu
College of Law	stetson.edu/law

STETSON UNIVERSITY

421 N. Woodland Blvd.
DeLand, Florida 32723
386-822-7000 | stetson.edu