



# STETSON STATS

2020-2021

# GOING BEYOND EXPECTATIONS

Numbers matter. They allow us to quantify progress. They show movement toward goals, effectiveness of strategic efforts and impact of investments. Numbers paint a clear picture of success.

Stetson's picture of success is quite impressive, but is incomplete without considering what is not easily captured by analytics. Beyond success, you will find students, faculty and staff striving to make a difference as we look ahead. United by the desire to make a better future, we venture forward as a diverse and inclusive community, striving for success, transformation and impact in all we do.

---

**AT A GLANCE** Stetson University students come from 46 states, 3 territories and 54 countries

---

Undergraduate Students

3,125

Graduate Students

1,337

Total Enrollment

4,462

Full-time Faculty with  
Terminal Degree

94%

22 New Tenure  
Track Faculty  
(Past 3 years)

Giving During 2019-20

\$12,155,696

Endowment at the End of 2020

\$298,565,991

712 Students Enrolled in Community  
Engagement Courses in 2019

Total Stetson Alumni

43,007

Avg. Undergrad Scholarship

\$38,664

#1 Law School Ranked in Trial Advocacy  
by *U.S. News & World Report*

74% Bar Passage Rate for February  
& October 2020 - Stetson Law

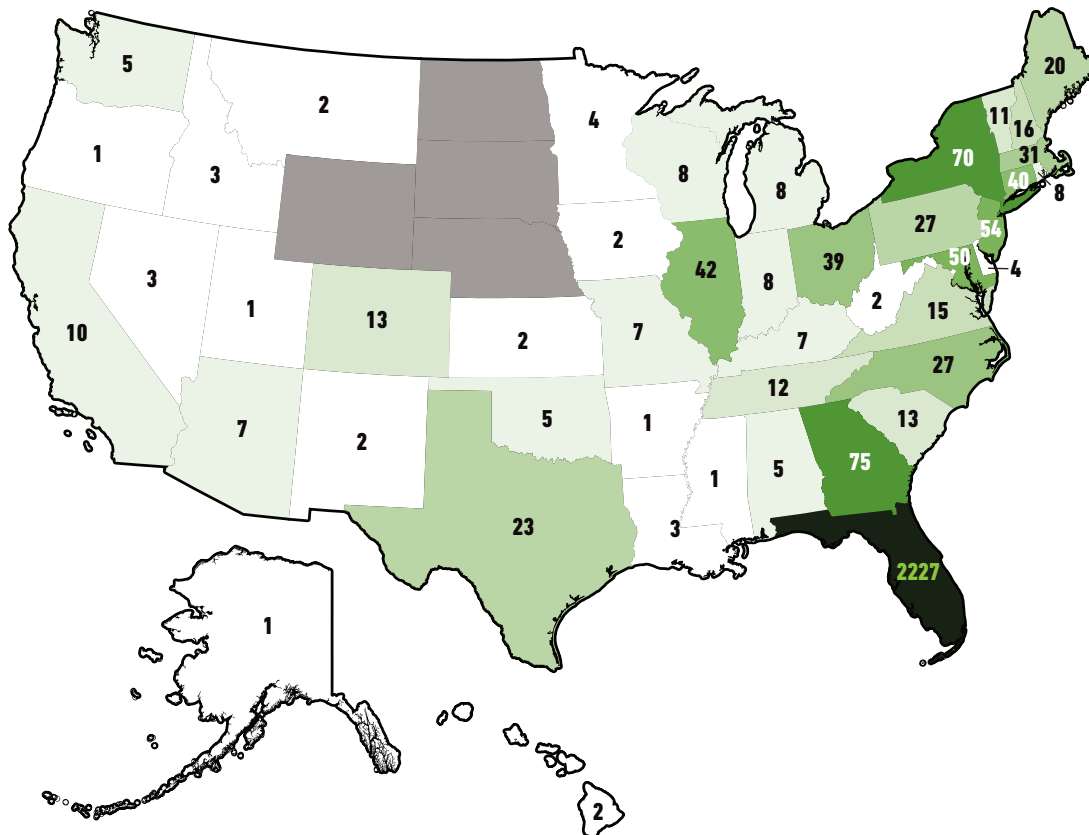
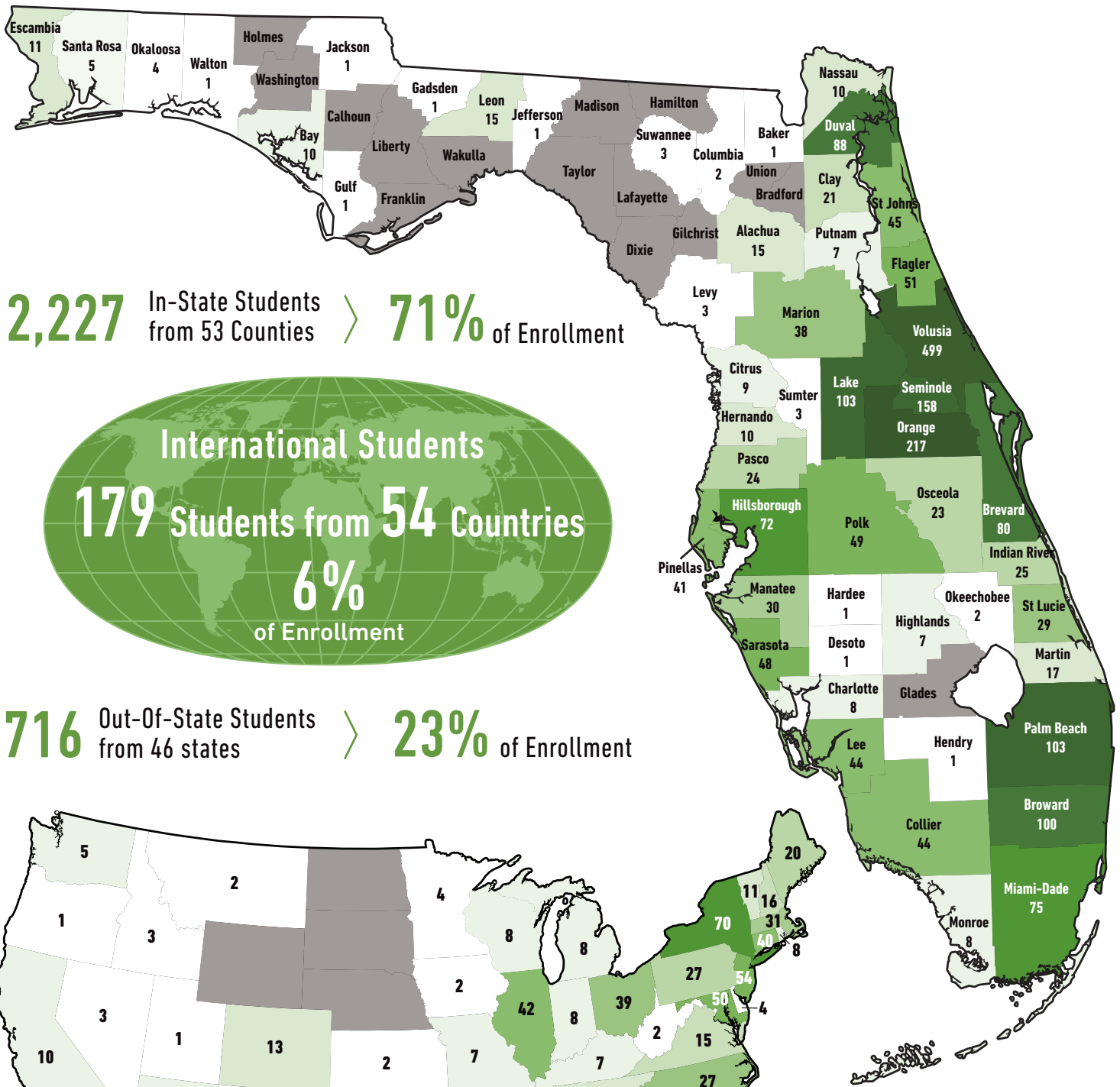
91% College of Law Postgraduate  
Employment or Matriculation

More than

107

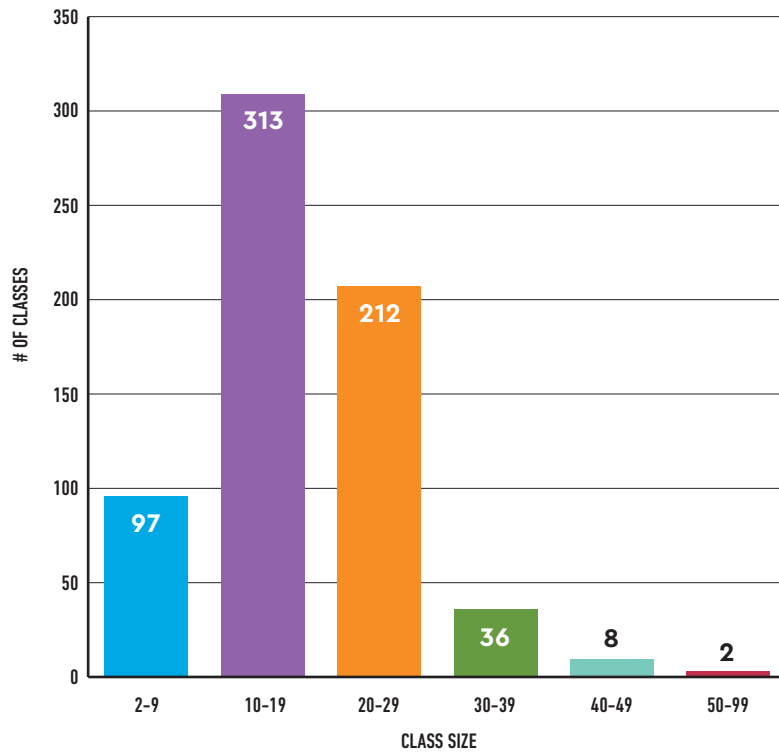
Academic Areas  
of Study

# UNDERGRADUATE STUDENT ORIGIN

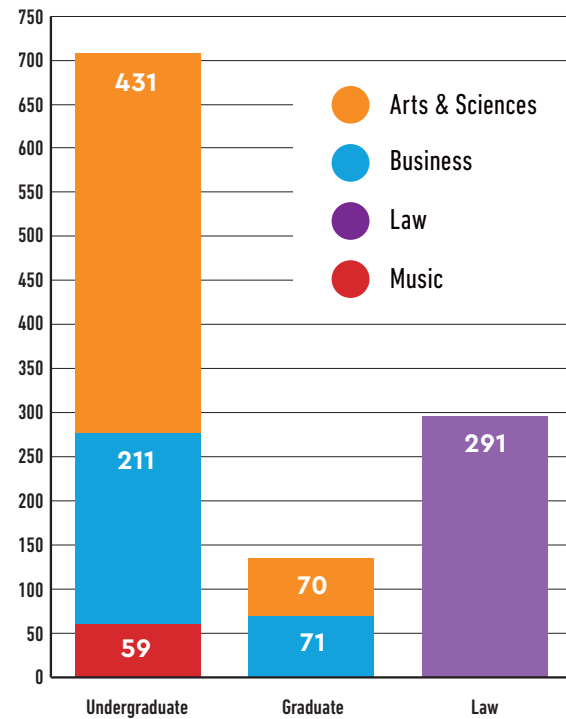


# DEGREE AND CLASS INFORMATION

## Undergraduate Class Size - Fall 2020

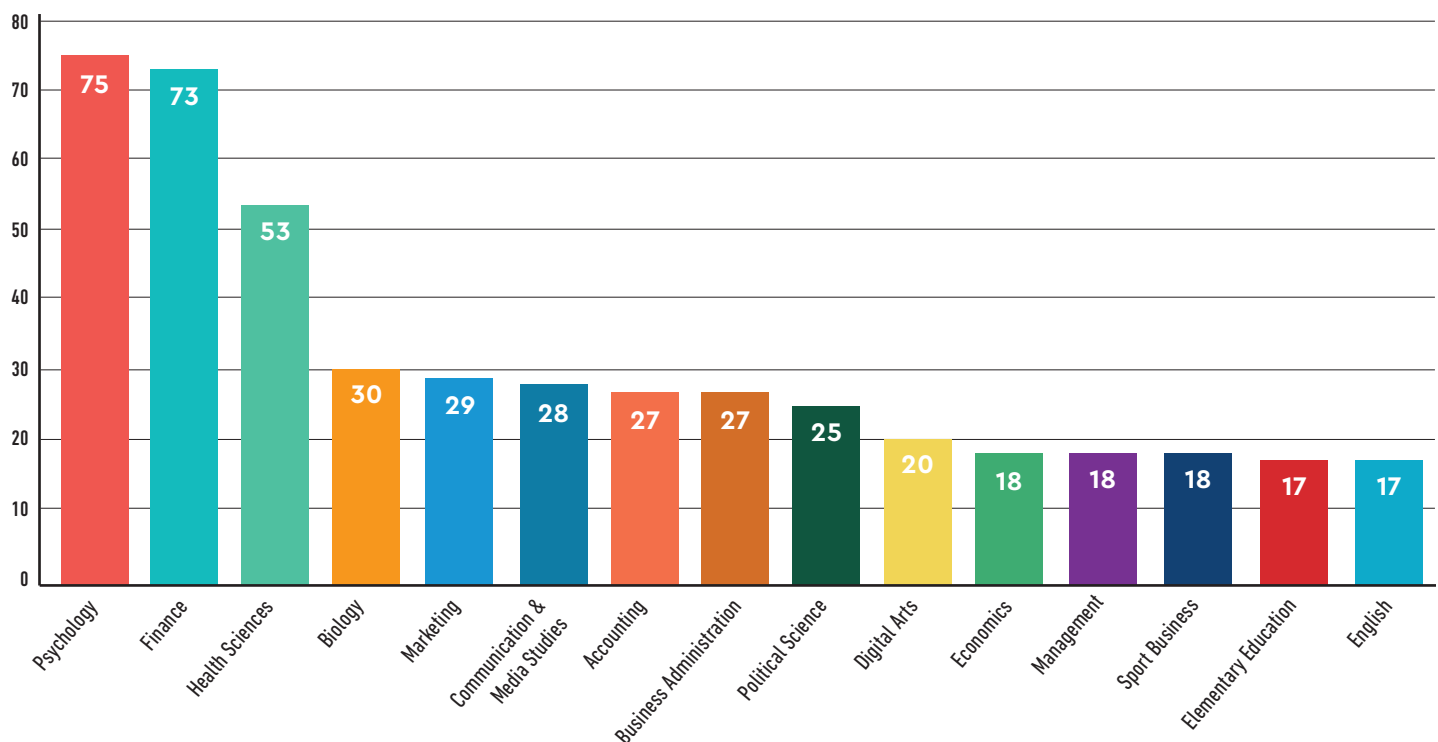


## Degrees Awarded July 2019-May 2020



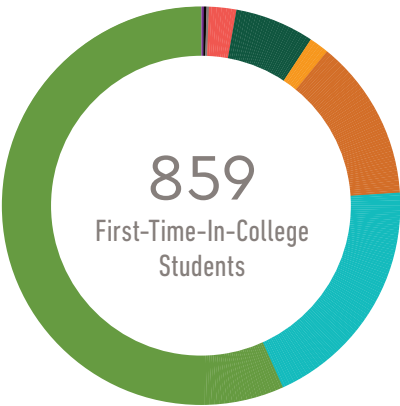
Total Degrees Awarded July 2019 to May 2020: **1,139**

## Top Undergraduate Majors of Students Graduating in July 2019-May 2020



# STUDENT DEMOGRAPHICS

## Enrollment by Ethnicity - Fall 2020



56.2%  
White

19.7%  
Hispanic/Latino

12.0%  
Black or African American

1.4%  
Nonresident alien

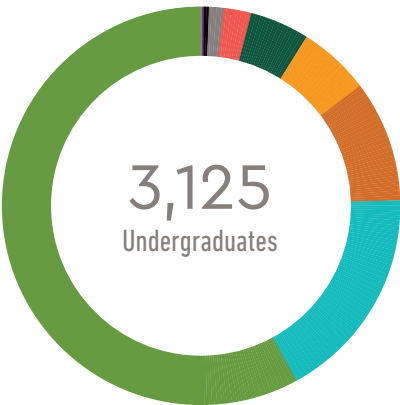
8.1%  
Two or more races

2.0%  
Asian

0.2%  
Race/ethnicity unknown

0.2%  
American Indian/Alaska Native

0.1%  
Native Hawaiian or Other Pacific Islander



56.2%  
White

18.9%  
Hispanic/Latino

9.4%  
Black or African American

5.7%  
Nonresident alien

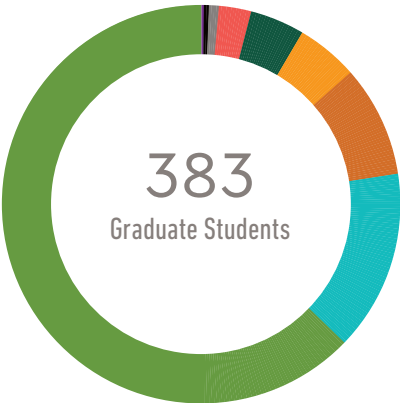
6.3%  
Two or more races

2.1%  
Asian

1.0%  
Race/ethnicity unknown

0.2%  
American Indian/Alaska Native

0.1%  
Native Hawaiian or Other Pacific Islander



65.5%  
White

14.9%  
Hispanic/Latino

8.9%  
Black or African American

2.6%  
Nonresident alien

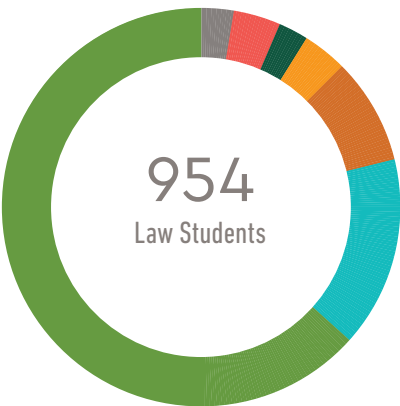
5.0%  
Two or more races

2.1%  
Asian

0.8%  
Race/ethnicity unknown

0.3%  
American Indian/Alaska Native

0%  
Native Hawaiian or Other Pacific Islander



70.5%  
White

14.4%  
Hispanic/Latino

5.0%  
Black or African American

2.2%  
Nonresident alien

1.4%  
Two or more races

3.0%  
Asian

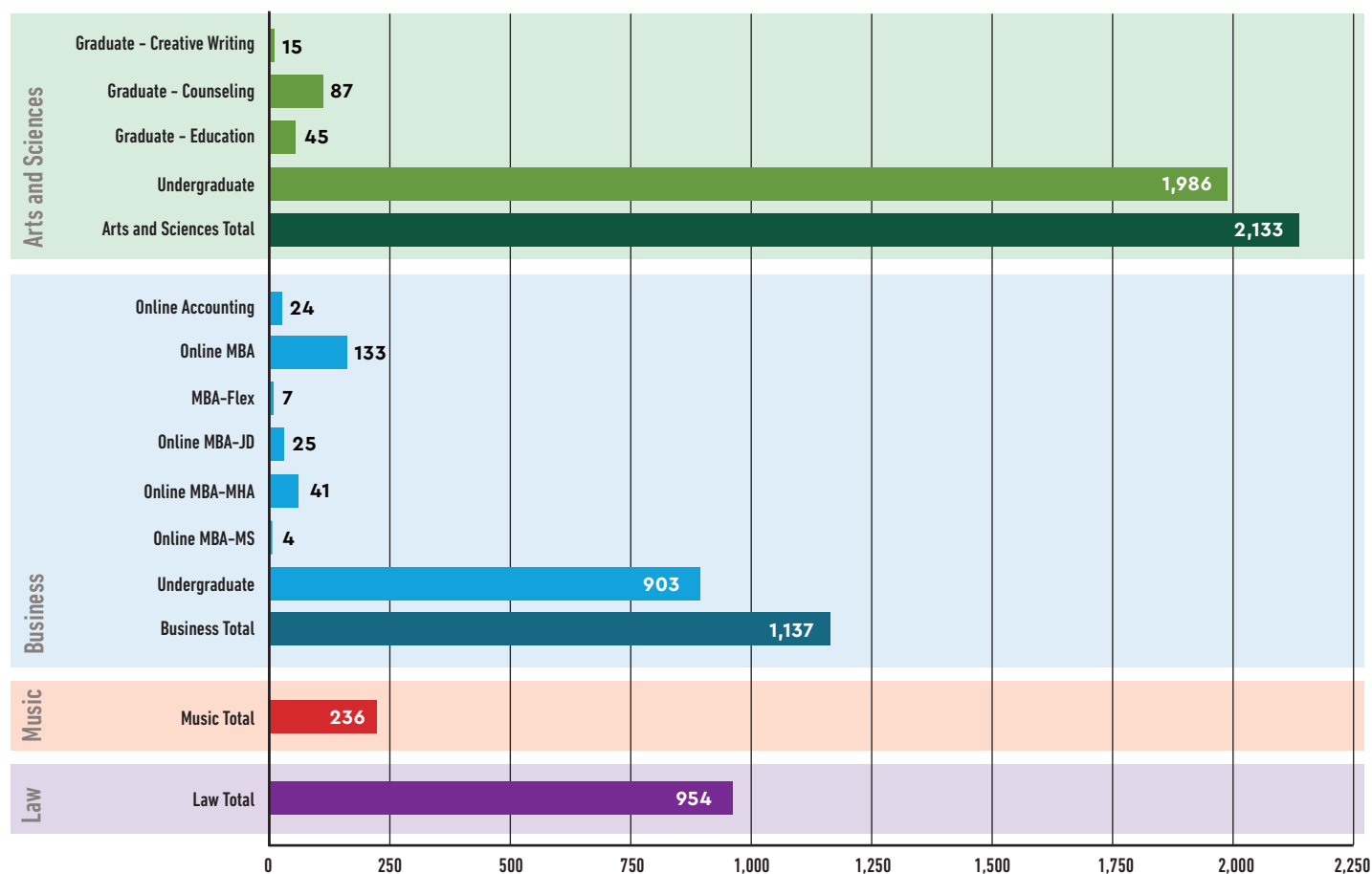
2.7%  
Race/ethnicity unknown

0.7%  
American Indian/Alaska Native

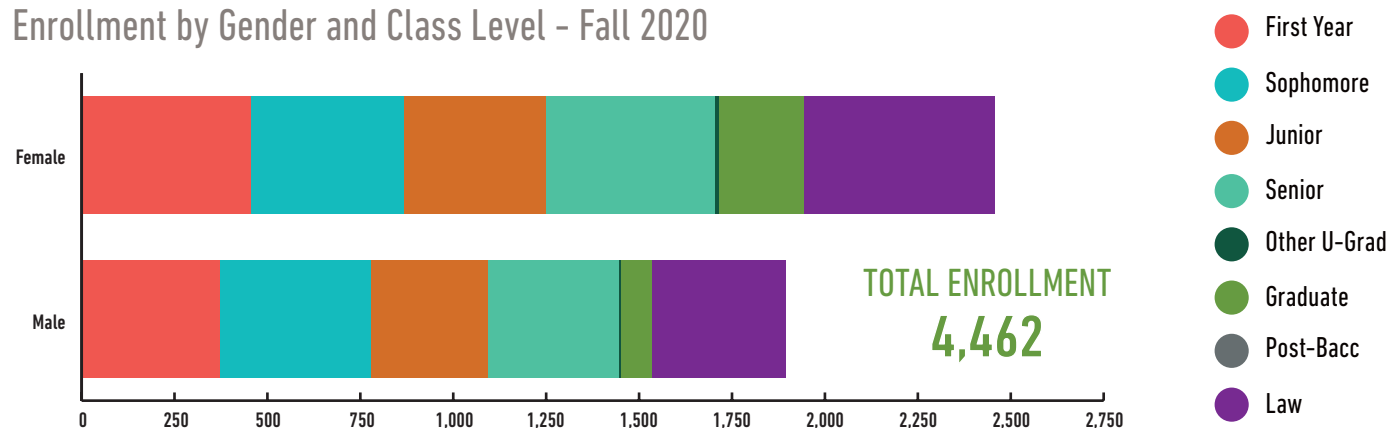
0%  
Native Hawaiian or Other Pacific Islander

# ENROLLMENT STATISTICS

## Enrollment by College/School - Fall 2020

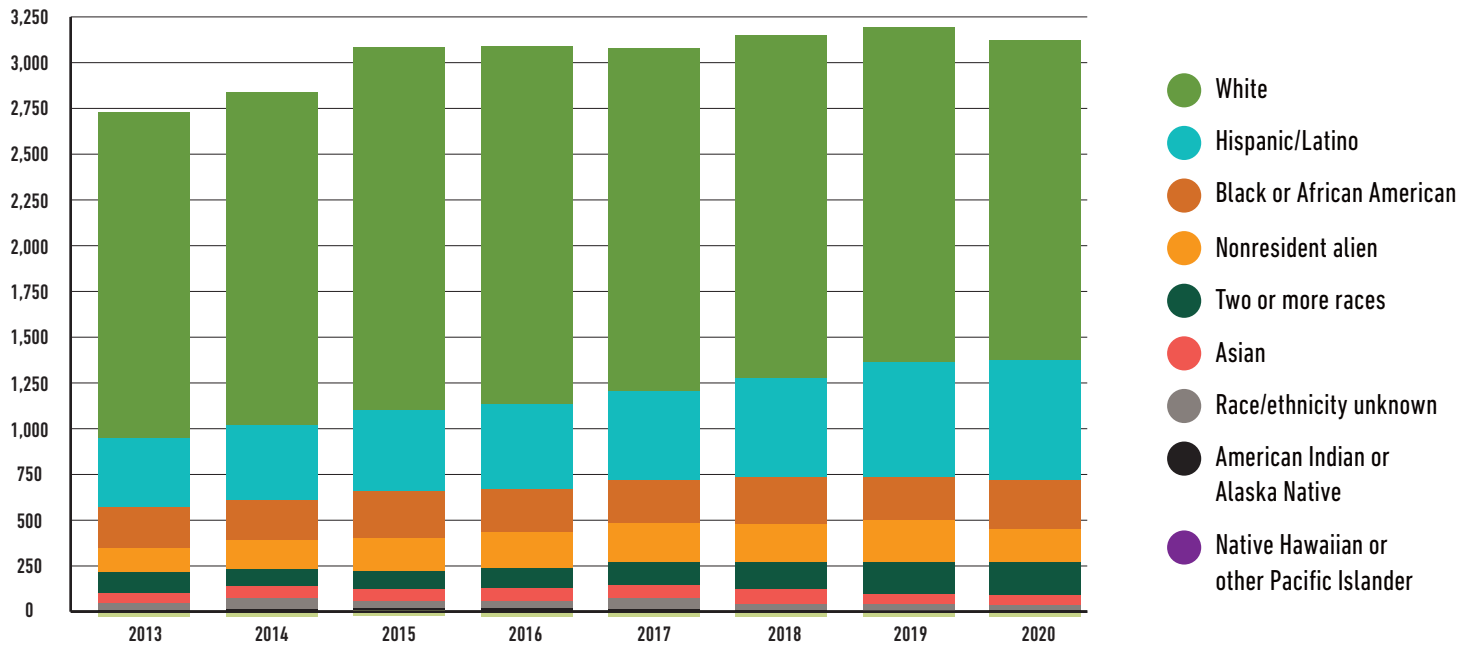


## Enrollment by Gender and Class Level - Fall 2020



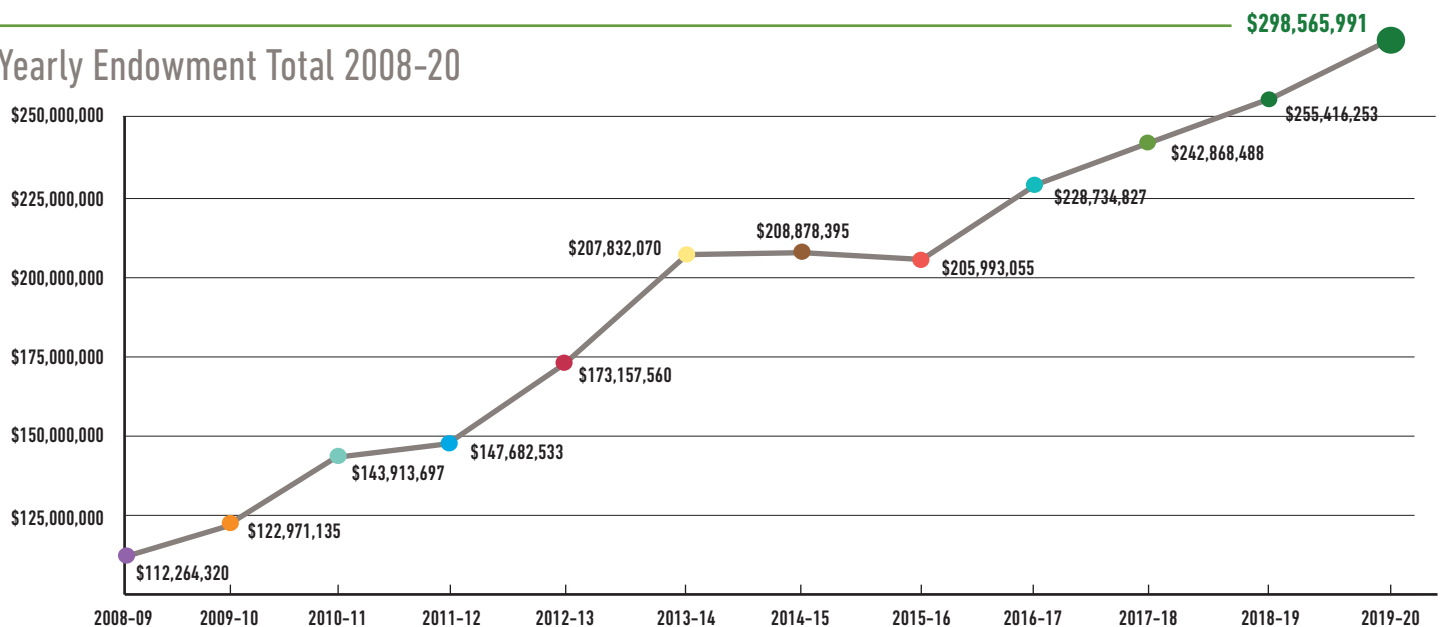
Enrollment Growth 2016-20	Fall 2016	Fall 2017	Fall 2018	Fall 2019	Fall 2020
<b>Total Undergraduate Enrollment</b>	<b>3,089</b>	<b>3,081</b>	<b>3,150</b>	<b>3,183</b>	<b>3,125</b>
First-Time-In-College Students	813	864	895	934	859
College of Arts and Sciences	1,892	1,861	1,909	1,985	1,986
School of Business Administration	989	987	973	936	903
School of Music	208	233	247	258	236

## Undergraduate Enrollment by Ethnicity - Fall 2013-20

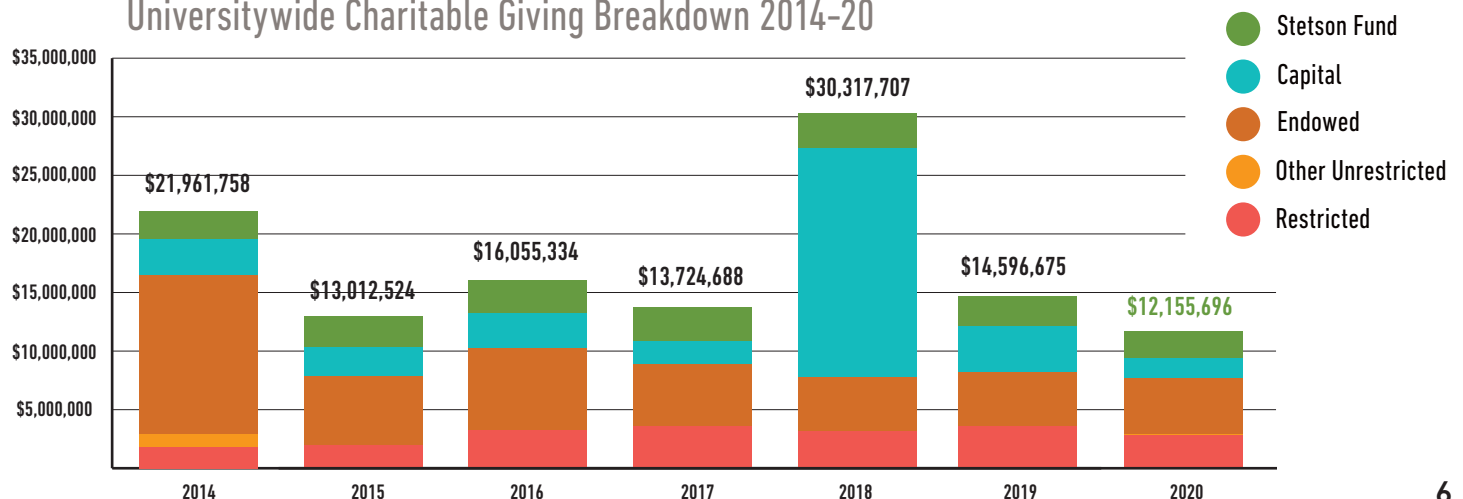


## GIVING AND ENDOWMENT

### Yearly Endowment Total 2008-20



### Universitywide Charitable Giving Breakdown 2014-20



# 2020-21 TUITION & FEES AND FINANCIAL AID FIGURES

## Undergraduate 2020-21 (Full-time)

Tuition	\$49,140
Fees	\$360
Room (average)	\$8,640
Board (19 meal plan)	\$5,900
Books (estimated)	\$1,200
Miscellaneous (estimated)	\$3,000
<b>Total</b>	<b>\$68,240</b>

## Graduate 2020-21 (per credit hour)

### College of Arts and Sciences

Counselor Education	\$895
Educational Leadership	\$927
Creative Writing - M.F.A.	\$913

### School of Business Administration

MAcc program	\$1,000
MBA program	\$1,050
JD/MBA program	\$1,050
MS/MBA (Unv of Florida)	\$1,050
MBA/MHA (Advent Health Univ)	\$1,050
Flex MBA for Professionals	\$1,300

## Expenses by Functional Area

	FY 2017-18	FY 2018-19
Instruction	\$55,700,796	\$57,541,310
Research	\$570,986	\$946,765
Public Service	\$1,391,058	\$1,204,623
<b>Group Total</b>	<b>\$57,662,840</b>	<b>\$59,692,698</b>
Academic Support	\$14,007,822	\$14,152,331
Student Services	\$27,158,742	\$28,761,619
Institutional Support	\$18,922,469	\$19,299,359
Auxiliary Enterprises	\$19,407,393	\$20,780,915
<b>Group Total</b>	<b>\$79,496,426</b>	<b>\$82,994,224</b>
<b>Total</b>	<b>\$137,159,266</b>	<b>\$142,686,922</b>

## College of Law 2020-21

Tuition (full-time)	\$45,580
Tuition (part-time)	\$29,976
Fees (full-time)	\$496

## Undergraduates Receiving Financial Aid (Fall 2020)

<b>Total Undergraduates</b>	<b>3,125</b>	<b>%</b>
With Need	2,121	68%
Receiving any Aid	3,060	98%
Receiving Stetson scholarship	2,974	95%

## First-Time-In-College Students (FTIC) Receiving Financial Aid (Fall 2020)

Total FTIC = 859	Number w/ Aid	Number w/ \$0 Aid	Percent w/ Aid
External Loans	62	797	7%
Federal Sub/Unsub Loans	492	367	57%
Stetson Scholarship/Grant*	841	18	98%
State Scholarship/Grant	618	241	72%
Federal Scholarship/Grant	358	501	42%

\* Excludes tuition waivers

## Average Financial Aid Awarded to FTIC and Undergraduate Students (Fall 2020)

	FTIC	Undergrad
Federal Grants	\$7,066	\$6,371
Federal Work Study	\$2,900	\$2,897
Federal Subsidized Loan	\$3,442	\$4,407
Federal Unsubsidized Loan	\$3,310	\$3,544
State Need Grant	\$1,617	\$1,376
State Non-need Grant	\$5,604	\$5,449
Institutional Need Grant	\$6,781	\$5,012
Institutional Athletic	\$20,105	\$22,909
Institutional Non-need Grant	\$31,645	\$29,263
Waiver Non-need	\$34,379	\$30,240
External Non-need Grant	\$2,720	\$10,105
Federal Parent Loans	\$19,669	\$20,240
External Loan	\$18,020	\$17,177
Institutional Work	NA	\$1,315



# QUALITY INDICATORS - 2020

## FTIC SAT Scores\* and High School GPA

	75th Percentile	Median	25th Percentile
HS GPA**	4.17	3.84	3.51
Math	625	580	530
Reading & Writing	660	610	570
Total	1,270	1,190	1,100

\*Incoming students who chose to submit scores for use in Admission decision

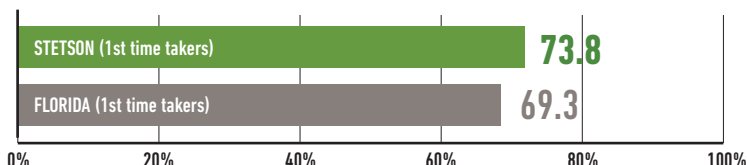
\*\*Weighted

## College of Law Profile\*

	75th Percentile	Median	25th Percentile
LSAT	157	155	153
UGPA	3.66	3.44	3.18

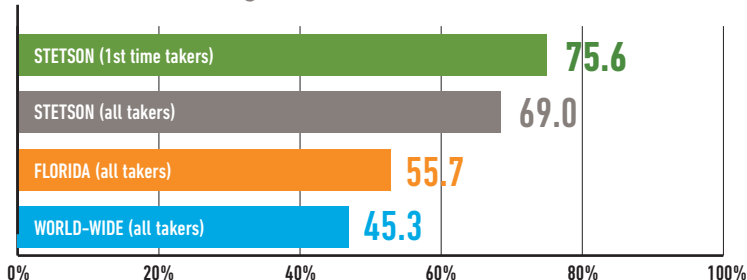
\*Incoming students

## College of Law Bar Passage Rates, 2020 February & October



Stetson University College of Law graduates who took the July bar exam for the first time had a pass rate of 73.8 percent, beating the statewide average of 69.3 percent.

## CPA Exam Passage Rates, 2018



## Post-Graduate Success, July 2020



# FACULTY

## Full-time Faculty

	Male	Female	Total
Total # of Faculty	136	142	278
DeLand	118	116	234
Law	18	26	44

% Full-time faculty w/ terminal degree

94%

## Part-time Faculty

	Male	Female	Total
Total # of Faculty	67	68	135
DeLand	40	50	90
Law	27	18	45

# STAFF

## Full-time Staff

	Male	Female	Total
Total # of Staff	251	326	577
DeLand	205	240	445
Law	46	86	132

## Part-time Staff

	Male	Female	Total
Total # of Staff	8	20	28
DeLand	8	19	27
Law	0	1	1

## 2020-21 AREAS OF STUDY

[illegible]

# 2020-21 ATHLETICS

Stetson competes in 18 NCAA Division I sports in the Atlantic Sun Conference and the Pioneer Football League. Men's Rowing competes in the Metro Atlantic Conference.

Stetson hosts dozens of student-led club sports programs and a variety of campus-based intramural programs.

## NCAA Division I Athletic Teams

Men's Baseball
Men's Basketball
Men's Cross Country
Men's Football
Men's Golf
Men's Rowing
Men's Soccer
Men's Tennis
Women's Basketball
Women's Beach Volleyball
Women's Cross Country
Women's Golf
Women's Lacrosse
Women's Rowing
Women's Soccer
Women's Softball
Women's Tennis
Women's Volleyball



## Stetson Club Sports

Club Aikido
Club Baseball
Club Clay Target Team
Club E-Sports
Club Equestrian
Club Running
Club Scuba
Club Soccer (Men's)
Club Soccer (Women's)
Club Softball
Table Tennis
Tennis
Club Top Hats
Club Ultimate Frisbee
Club Volleyball (Women's)

The sports that have men's or women's in their designation compete in a league that is gender specific. Otherwise the clubs are gender neutral with many clubs having both men and women. More information is available at »[gohatters.com](http://gohatters.com)



## A Look Back

New York entrepreneur Henry A. DeLand, who played a leading role in establishing the city of DeLand in 1876, founded the university as DeLand Academy. Thirteen students started classes in a rented building in 1883. The following year, Mr. DeLand erected a building at the corner of Woodland Boulevard and Minnesota Avenue to house classrooms and administrative offices. That building, now known as DeLand Hall, is the oldest building in Florida to be used continuously for higher education. After experiencing financial difficulties in the late 1880s, Mr. DeLand found it impossible to support the university. He turned to Philadelphia hatmaker John Batterson Stetson, who had recently built a winter home in DeLand. Mr. Stetson provided much-needed funding for the new institution, and in 1887, John B. Stetson was elected to the university's Board of Trustees. In 1889 the institution was renamed in his honor.

## Degrees & Control

Stetson is an independent, private university, controlled by a Board of Trustees. Stetson is accredited by the Commission on Colleges of the Southern Association of Colleges and Schools to award bachelor's and master's degrees in the College of Arts and Sciences and the School of Business Administration; bachelor's degrees in the School of Music; and Juris Doctor, Master of Jurisprudence and Master of Laws degrees in the College of Law. The DeLand, Florida, campus houses the College of Arts and Sciences, School of Music and the School of Business Administration. The College of Law is located in Gulfport, Florida, with a satellite campus in Tampa.

## Accreditation

- Southern Association of Colleges and Schools Commission on Colleges
- AACSB International - Association to Advance Collegiate Schools of Business
- American Bar Association
- American Chemical Society
- Association of American Law Schools
- Council for Accreditation of Counseling and Related Educational Programs
- Council for the Accreditation of Education Preparation
- National Association of Schools of Music

## Mission

Our mission at Stetson University is to provide an excellent education in a creative community where learning and values meet, and to foster in students the qualities of mind and heart that will prepare them to reach their full potential as informed citizens of local communities and the world.

## DeLand Campus

General .....	386-822-7000
Admission .....	386-822-7100
Admission (Toll-Free) .....	800-688-0101
Financial Aid .....	386-822-7120
University Marketing .....	386-822-8920

## College of Law Campus

General .....	727-562-7800
Admission .....	727-562-7802
Admission (Toll-Free) .....	877-529-7838

## Tampa Law Center

General .....	813-228-6625
---------------	--------------

## Email

Admissions .....	admissions@stetson.edu
University Marketing .....	sum@stetson.edu

## On the Web

Stetson University .....	stetson.edu
College of Law .....	stetson.edu/law

STETSON  
UNIVERSITY

421 N. Woodland Blvd.  
DeLand, Florida 32723  
386-822-7000 | stetson.edu