



JUST  
THE  
FACTS

2019-20

# GOING BEYOND EXPECTATIONS

Numbers matter. They allow us to quantify progress. They show movement toward goals, effectiveness of strategic efforts and impact of investments. Numbers paint a clear picture of success.

Stetson's picture of success is quite impressive, but is incomplete without considering what is not easily captured by analytics. Beyond success, you will find students, faculty and staff striving to make a difference as we look ahead. United by the desire to make a better future, we venture forward as a diverse and inclusive community, striving for success, transformation and impact in all we do.

---

**AT A GLANCE** Stetson University students come from 46 states, 3 territories and 63 countries

---

Undergraduate Students

3,183

Graduate Students

1,246

Total Enrollment

4,429

Full-time Faculty with  
Terminal Degree

94%

27 New Tenure  
Track Faculty  
(Past 3 years )

Giving During 2018-19

\$14,596,675

Endowment at the End of 2019

\$255,416,253

78,500 Hours of Community Service

Total Stetson Alumni

43,007

Avg. Undergrad Scholarship

\$34,793

#1 Law School Ranked in Trial Advocacy  
by *U.S. News*

78% July 2019 Bar Passage  
Rate - Stetson Law

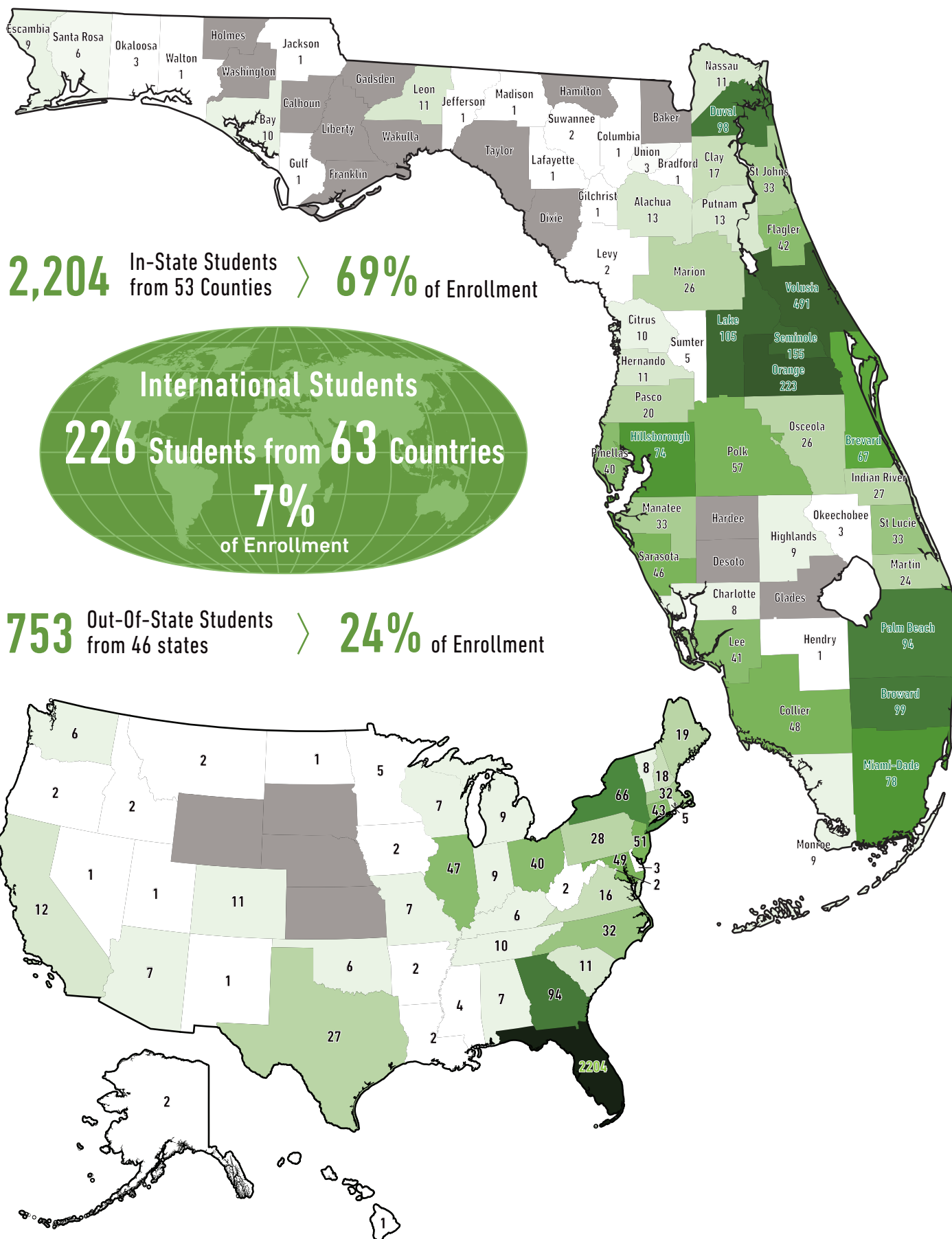
92% College of Law Postgraduate  
Employment or Matriculation

More than

105

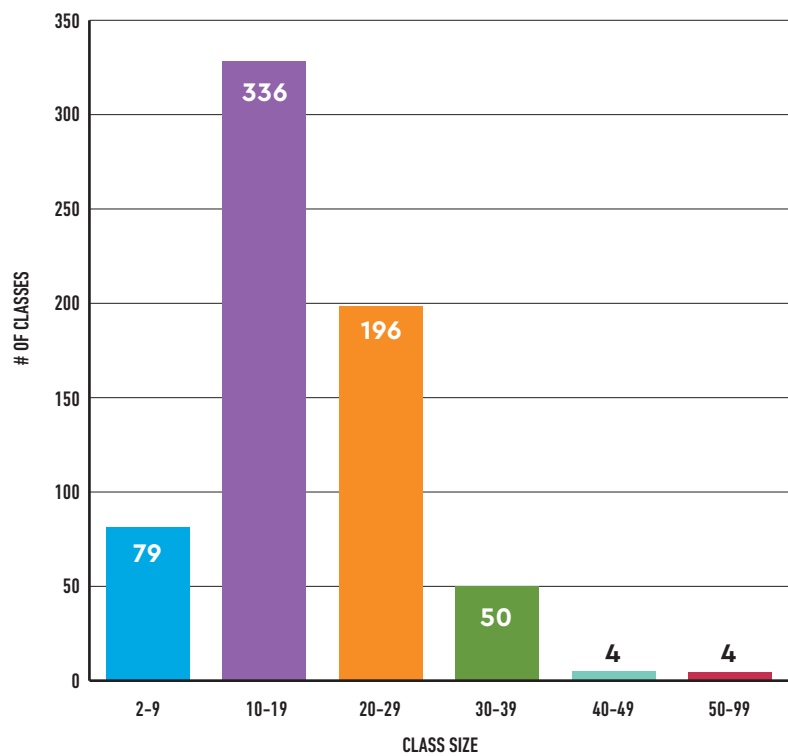
Academic Areas  
of Study

## UNDERGRADUATE STUDENT ORIGIN

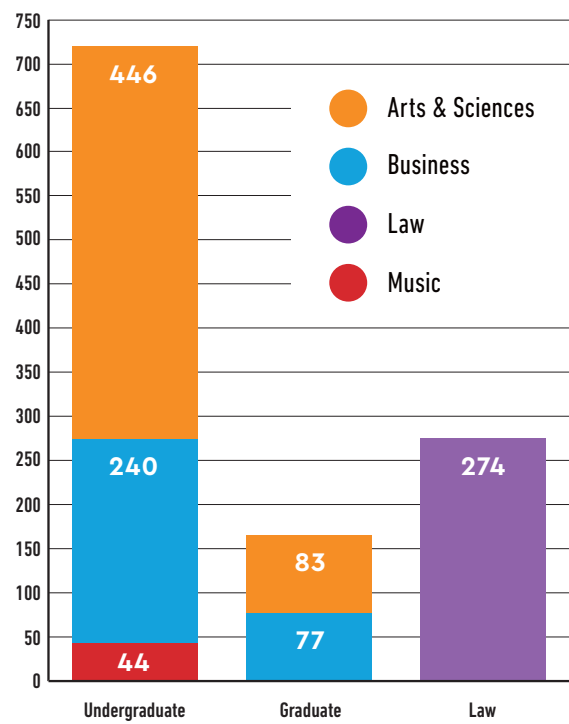


# DEGREE AND CLASS INFORMATION

Undergraduate Class Size - Fall 2019

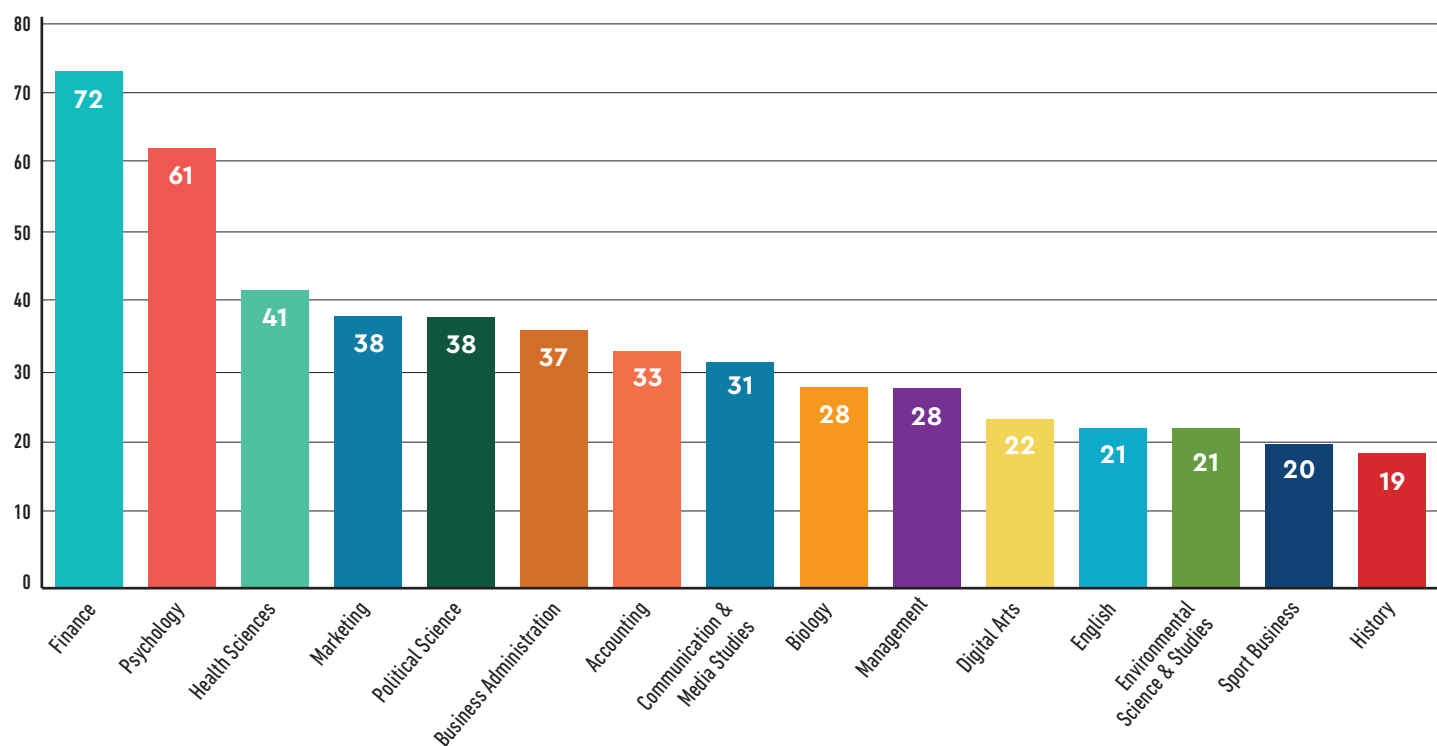


Degrees Awarded July 2018-May 2019



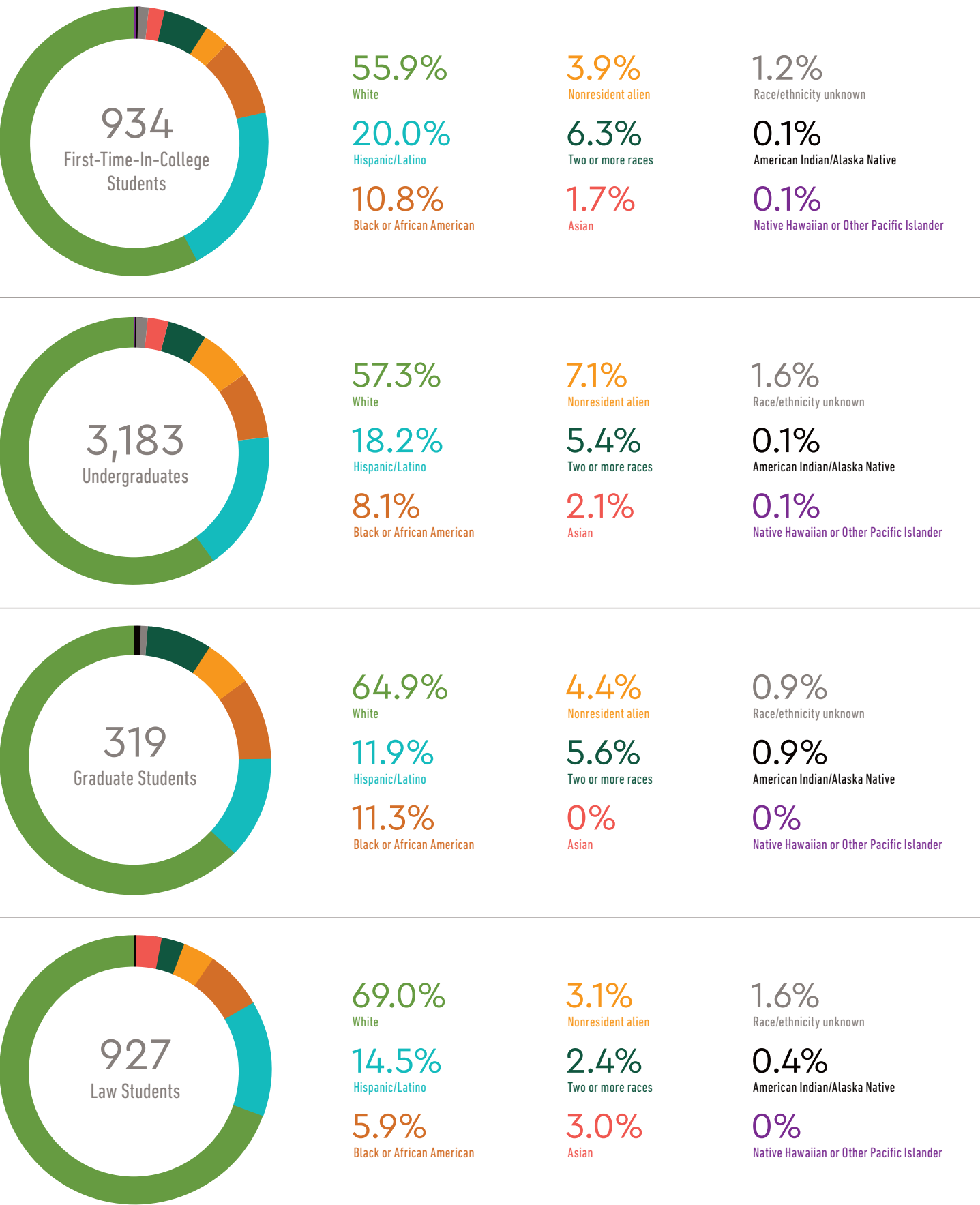
Total Degrees Awarded July 2018 to May 2019: **1164**

Top Undergraduate Majors of Students Graduating in July 2018-May 2019



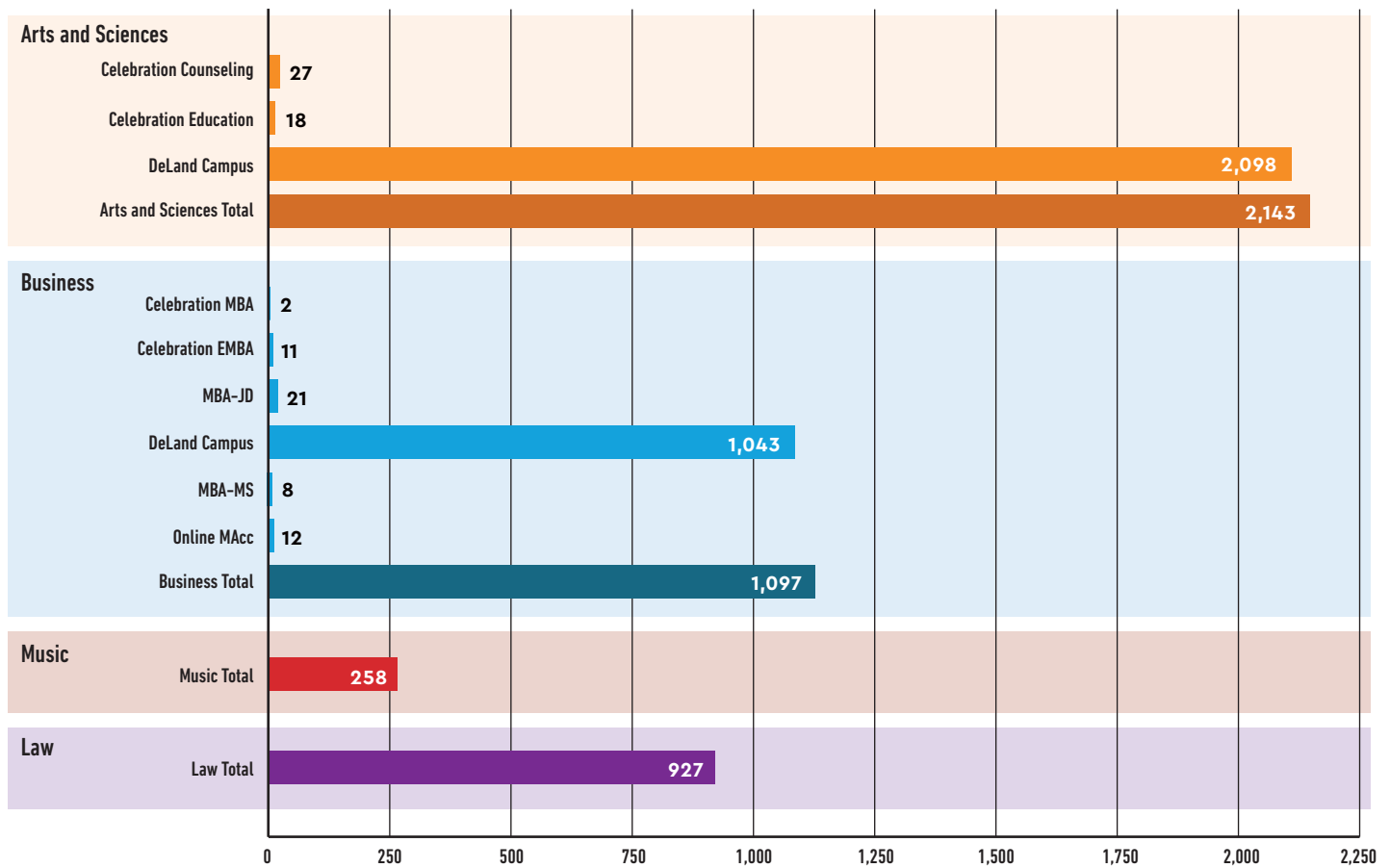
# STUDENT DEMOGRAPHICS

## Enrollment by Ethnicity - Fall 2019

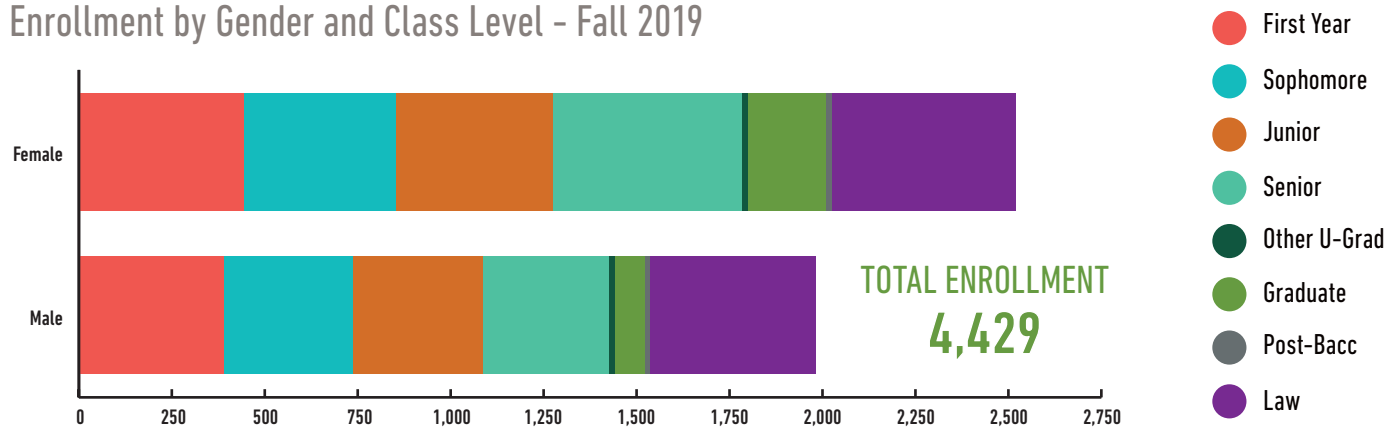


# ENROLLMENT STATISTICS

## Enrollment by College/School - Fall 2019

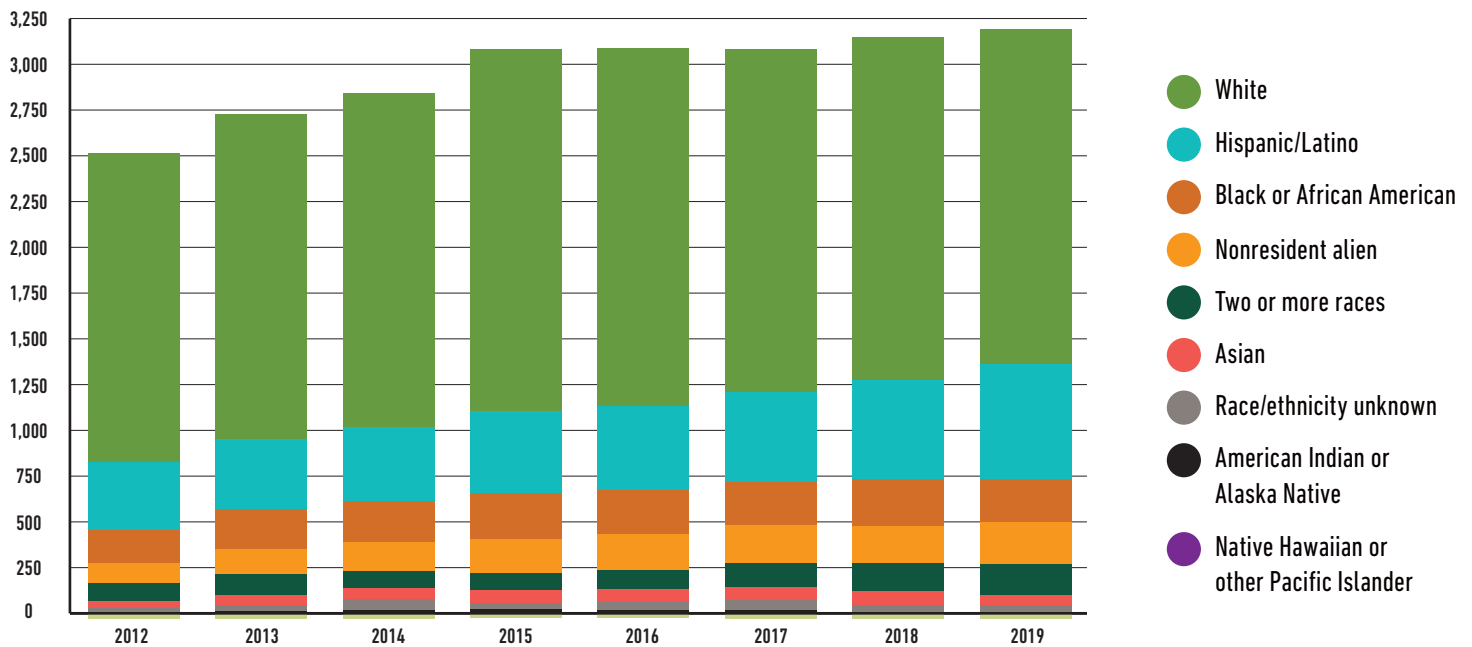


## Enrollment by Gender and Class Level - Fall 2019



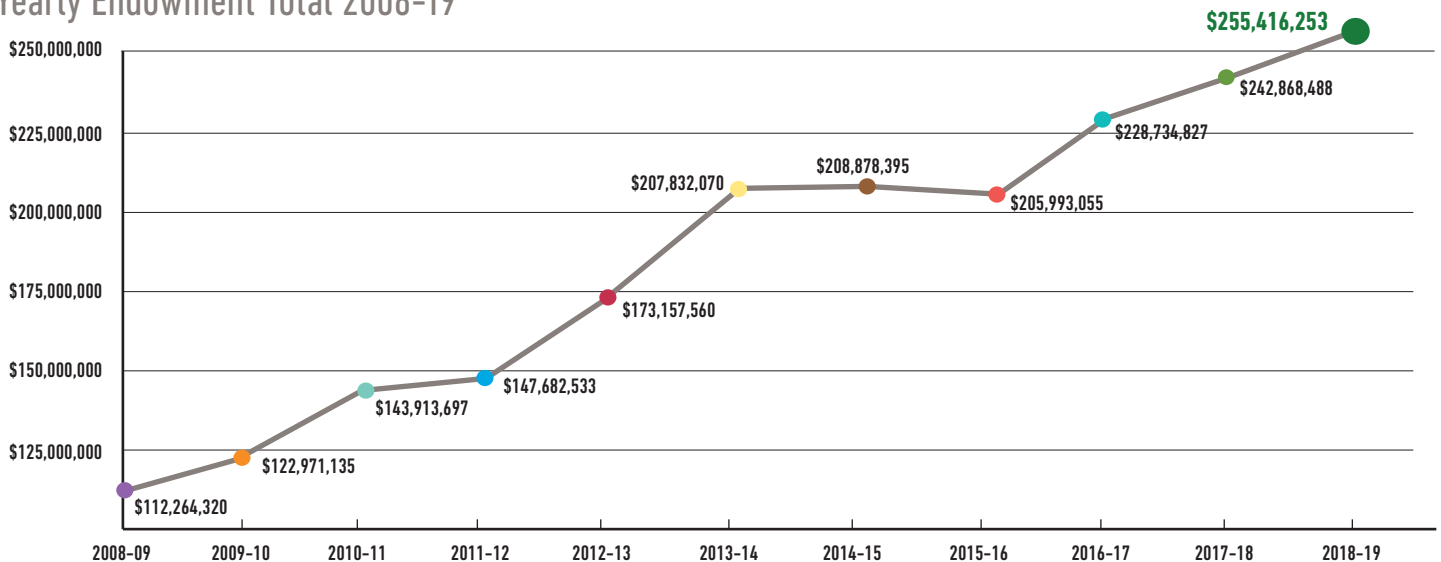
Enrollment Growth Fall 2016-19	Fall 2016	Fall 2017	Fall 2018	Fall 2019
<b>Total Undergraduate Enrollment</b>	<b>3,089</b>	<b>3,081</b>	<b>3,150</b>	<b>3,183</b>
First-Time-In-College Students	813	864	895	934
College of Arts and Sciences	1,892	1,861	1,909	2,143
School of Business Administration	989	987	973	1,097
School of Music	208	233	247	258

## Undergraduate Enrollment by Ethnicity - Fall 2012-19

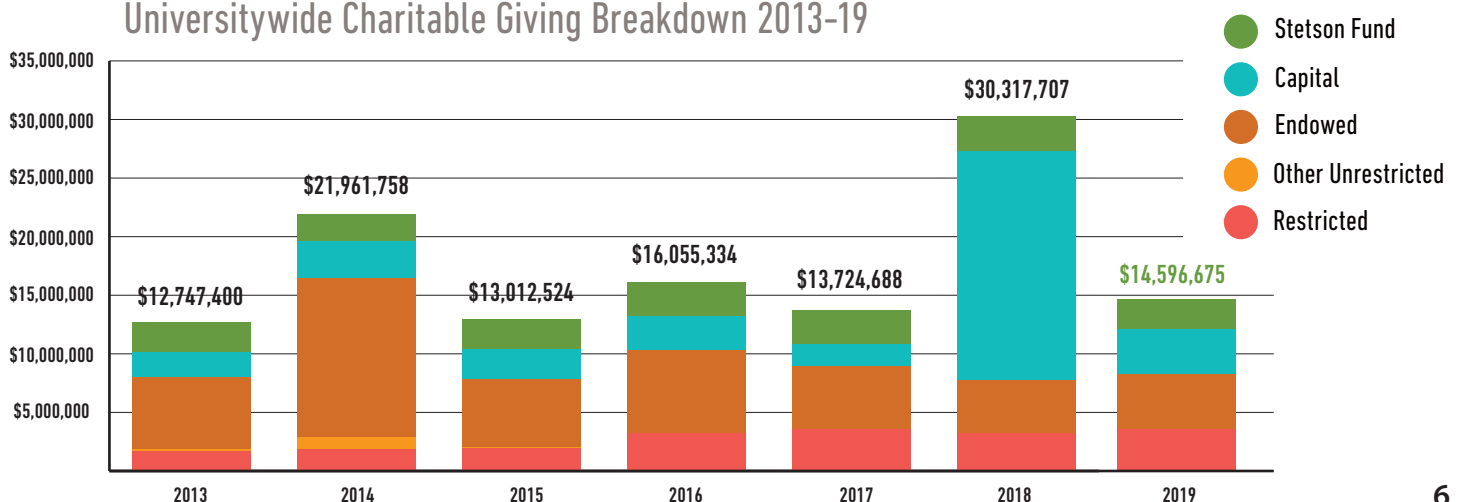


## GIVING AND ENDOWMENT

### Yearly Endowment Total 2008-19



### Universitywide Charitable Giving Breakdown 2013-19



# 2019-20 TUITION & FEES AND FINANCIAL AID FIGURES

## Undergraduate 2019-20 (Full-time)

Tuition	\$47,270
Fees	\$360
Room (average)	\$8,142
Board (19 meal plan)	\$5,726
Books (estimated)	\$1,200
Miscellaneous (estimated)	\$3,000
<b>Total</b>	<b>\$65,698</b>

## Graduate 2019-20 (per credit hour)

### College of Arts and Sciences

Counselor Education	\$895
Educational Leadership	\$960
Creative Writing - M.F.A.	\$913

### School of Business Administration

MBA	\$1,000
JD/MBA	\$1,000
Executive MBA	\$1,300

### Online Programs

Online MAcc	\$1,000
MS/MBA (Univ of Florida)	\$1,000
MBA/MHA (Advent Health Univ)	\$1,000
Flex MBA for Professionals	\$1,300

## Expenses by Functional Area

	FY 2016-17	FY 2017-18
Instruction	\$54,689,533	\$55,700,796
Research	\$405,979	\$570,986
Public Service	\$1,388,588	\$1,391,058
<b>Group Total</b>	<b>\$56,484,100</b>	<b>\$57,662,840</b>
Academic Support	\$14,332,863	\$14,007,822
Student Services	\$26,811,592	\$27,158,742
Institutional Support	\$19,255,944	\$18,922,469
Auxiliary Enterprises	\$19,561,840	\$19,407,393
<b>Group Total</b>	<b>\$79,962,239</b>	<b>\$79,496,426</b>
<b>Total</b>	<b>\$136,446,339</b>	<b>\$137,159,266</b>

## College of Law 2019-20

Tuition (full-time)	\$44,468
Tuition (part-time)	\$29,976
Fees (full-time)	\$496

## Undergraduates Receiving Financial Aid (Fall 2019)

<b>Total Undergraduates</b>	<b>3,183</b>	<b>%</b>
# with Need	2,082	65%
# receiving any Aid	3,127	99%
# receiving Stetson Scholarship	2,996	95%

## First-Time-In-College Students (FTIC) Receiving Financial Aid (Fall 2019)

Total FTIC = 934	Number w/ Aid	Number w/ \$0 Aid	Percent w/ Aid
External Loans	83	851	9%
Federal Sub/Unsub Loans	565	369	60%
Stetson Scholarship/Grant*	917	17	98%
Total State Scholarship/Grant	671	263	72%
Total Federal Scholarship Grant	357	577	38%

\* Excludes tuition waivers

## Average Financial Aid Awarded to FTIC and Undergraduate Students (Fall 2019)

	FTIC	Undergrad
Federal Grants	\$6,601	\$5,598
Federal Work Study	\$2,017	\$2,184
Federal Subsidized Loan	\$3,435	\$4,323
Federal Unsubsidized Loan	\$3,221	\$3,468
State Need Grant	\$2,155	\$2,060
State Non-need Grant	\$5,832	\$5,382
Institutional Grant	\$1,589	\$1,438
Institutional Athletic	\$20,604	\$23,406
Institutional Non-need Grant	\$28,696	\$26,842
Waiver Non-need	\$36,648	\$29,653
External Non-need Grant	\$3,507	\$7,969
Federal Parent Loans	\$21,167	\$21,722
Institutional Work	\$3,000	\$3,940
External Loan	\$18,197	\$17,500



# QUALITY INDICATORS - 2019

## FTIC SAT Scores\* and High School GPA

	75th Percentile	Median	25th Percentile
Math	640	590	540
Reading & Writing	660	620	570
SAT Total	1290	1210	1130
HS GPA**	4.19	3.89	3.50

\*Incoming students who chose to submit scores for use in Admission decision

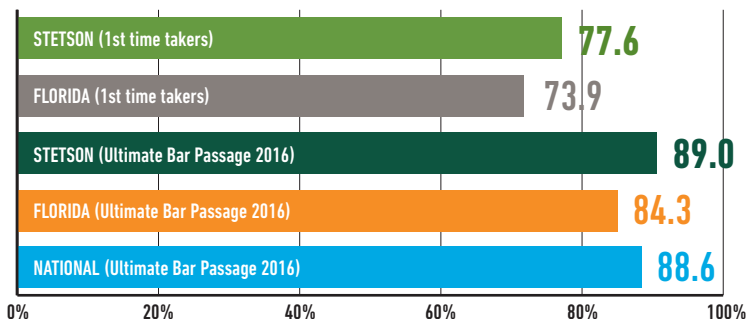
\*\*Weighted

## College of Law Profile\*

	75th Percentile	Median	25th Percentile
LSAT	158	155	153
UGPA	3.55	3.30	3.05

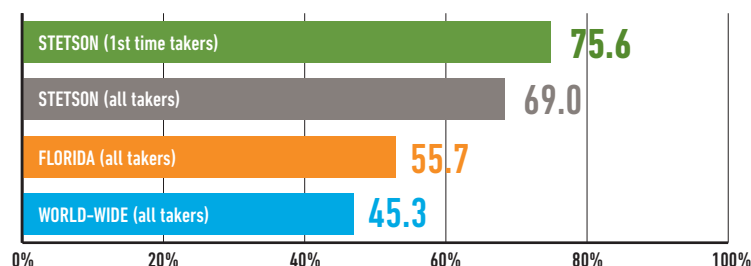
\*Incoming students

## College of Law Bar Passage Rates, July 2019



Stetson University College of Law graduates who took the July bar exam for the first time had a pass rate of 77.6 percent, beating the statewide average of 73.9 percent.

## CPA Exam Passage Rates, 2018



## FACULTY

### Full-time Faculty

	Male	Female	Total
Total # of Faculty	135	138	273
DeLand	117	115	232
Law	18	23	41

% Full-time faculty w/ terminal degree **94%**

### Part-time Faculty

	Male	Female	Total
Total # of Faculty	82	59	141
DeLand	55	41	96
Law	27	18	45

## STAFF

### Full-time Staff

	Male	Female	Total
Total # of Staff	256	333	589
DeLand	208	245	453
Law	48	88	136

### Part-time Staff

	Male	Female	Total
Total # of Staff	12	26	38
DeLand	12	25	37
Law	0	1	1

## 2019-2020 AREAS OF STUDY

	MAJOR	MINOR	GRADUATE	Law - Dual/Joint Degree Options <i>J.D./LL.M., J.D./M.B.A., J.D./M.I.N.T.E.C., J.D./M.I.E.B.L., J.D./Law Masters, J.D./M.L.P.</i>			●
Accounting	●	●	●	Law - JD <i>Advocacy, Elder Law, Environmental Law, International Law, and Social Justice</i>			●
Africana Studies		●		Law - LLM <i>Advocacy, Elder Law, and International Law</i>			●
American Studies	●	●		Law - MJ <i>International and Comparative Business Law; Aging, Law and Policy; and Healthcare Compliance</i>			●
Anthropology		●		Latin-American and Latino Studies		●	
Applied Mathematics	●			Management	●	●	
Applied Physics	●			Marketing	●	●	
Applied Statistics		●		Mathematics	●	●	
Aquatic and Marine Biology	●			Military Science (ROTC)	●		
Art - History Emphasis	●	●		Molecular Biology	●		
Art - Studio Art Emphasis	●	●		Music	●	●	
Asian Studies		●		Music with Business	●		
Biochemistry	●			Music Composition	●		
Biology	●	●		Music Education (Instrument or Voice)	●		
Business Administration	●	●	●	Music with Outside Field	●		
Business FLEX	●			Music Performance <i>Guitar, Orchestral Instrument, Organ, Piano, and Voice</i>	●		
Business Law		●		Music Technology		●	
Business Systems & Analytics	●	●		Music Theory	●		
Chemistry	●	●		Philosophy	●	●	
Communication & Media Studies	●	●		Pharmacy & Business Administration			●
Computer Information Systems	●			Physics	●	●	
Computer Science	●	●		Political Science	●	●	
Counselor Education <i>Clinical Mental Health – Marriage,Couple and Family</i>			●	Professional Sales	●	●	
Creative Writing <i>Fiction or Poetry</i>		●	●	Psychology	●	●	
Cybersecurity	●			Public Health	●	●	
Data Analytics		●		Public Management	●		
Digital Arts	●	●		Religious Studies	●	●	
Economics	●	●		Russian <i>World Languages &amp; Cultures</i>		●	
Education - General Studies	●	●		Russian, East European/Eurasian Studies	●	●	
Educational Leadership			●	Social Science	●		
Elementary Education	●			Sociology	●	●	
English	●	●		Spanish <i>World Languages &amp; Cultures</i>	●	●	
Entrepreneurship	●	●		Sport Business		●	
Environmental Science	●			Sustainable Food Systems		●	
Environmental Studies	●	●		Theatre Arts	●	●	
Executive MBA			●	Translator <i>World Languages &amp; Cultures</i>	●		
Family Enterprise Management	●	●					
Finance	●	●					
French <i>World Languages &amp; Cultures</i>	●	●					
Gender Studies		●					
German <i>World Languages &amp; Cultures</i>	●	●					
Global Development	●			Prince Entrepreneurship Program		●	
Health Sciences	●	●		Honors Program		●	
History	●	●		Pre-Dentistry		●	
Human Resource Management	●	●		Pre-Engineering		●	
International Business	●	●		Pre-Forestry & Environmental Studies		●	
International Studies	●	●		Pre-Law		●	
Jewish Studies		●		Pre-Med/Health		●	
Journalism		●		Pre-Veterinary		●	
				Roland George Investments Progam		●	

# 2019-2020 ATHLETICS

Stetson competes in 18 NCAA Division I sports in the Atlantic Sun Conference and the Pioneer Football League. Men's Rowing competes in the Metro Atlantic Conference.

Stetson hosts dozens of student-led club sports programs and a variety of campus-based intramural programs.

## NCAA Division I Athletic Teams

Men's Baseball
Men's Basketball
Men's Cross Country
Men's Football
Men's Golf
Men's Rowing
Men's Soccer
Men's Tennis
Women's Basketball
Women's Beach Volleyball
Women's Cross Country
Women's Golf
Women's Lacrosse
Women's Rowing
Women's Soccer
Women's Softball
Women's Tennis
Women's Volleyball



## Stetson Club Sports

Club Aikido
Club Baseball
Club Clay Target Team
Club E-Sports
Club Equestrian
Club Flag Football
Club Running
Club Scuba
Club Soccer (Men's)
Club Soccer (Women's)
Club Surf
Club Softball
Club Top Hats
Club Ultimate Frisbee
Club Volleyball (Women's)



The sports that have men's or women's in their designation compete in a league that is gender specific. Otherwise the clubs are gender neutral with many clubs having both men and women. More information is available at »[gohatters.com](http://gohatters.com)



## A Look Back

---

New York entrepreneur Henry A. DeLand, who played a leading role in establishing the city of DeLand in 1876, founded the university as DeLand Academy. Thirteen students started classes in a rented building in 1883. The following year, Mr. DeLand erected a building at the corner of Woodland Boulevard and Minnesota Avenue to house classrooms and administrative offices. That building, now known as DeLand Hall, is the oldest building in Florida to be used continuously for higher education. After experiencing financial difficulties in the late 1880s, Mr. DeLand found it impossible to support the university. He turned to Philadelphia hatmaker John Batterson Stetson, who had recently built a winter home in DeLand. Mr. Stetson provided much-needed funding for the new institution, and in 1887, John B. Stetson was elected to the university's Board of Trustees. In 1889 the institution was renamed in his honor.

## Degrees & Control

---

Stetson is an independent, private university, controlled by a Board of Trustees. Stetson is accredited by the Commission on Colleges of the Southern Association of Colleges and Schools to award bachelor's and master's degrees in the College of Arts and Sciences and the School of Business Administration; bachelor's degrees in the School of Music; and Juris Doctor, Master of Jurisprudence and Master of Laws degrees in the College of Law. The DeLand, Florida, campus houses the College of Arts and Sciences, School of Music and the School of Business Administration. The College of Law is located in Gulfport, Florida, with a satellite campus in Tampa. The Stetson University Center is located in Celebration, Florida.

## Accreditation

---

- Southern Association of Colleges and Schools Commission on Colleges
- AACSB International - Association to Advance Collegiate Schools of Business
- American Bar Association
- American Chemical Society
- Association of American Law Schools
- Council for Accreditation of Counseling and Related Educational Programs
- Council for the Accreditation of Education Preparation
- National Association of Schools of Music

## DeLand Campus

---

General .....	386-822-7000
Admission .....	386-822-7100
Admission (Toll-Free) .....	800-688-0101
Financial Aid .....	386-822-7120
University Marketing .....	386-822-8920

## College of Law Campus

---

General .....	727-562-7800
Admission .....	727-562-7802
Admission (Toll-Free) .....	877-529-7838

## Center at Celebration

---

General .....	321-939-7600
---------------	--------------

## Tampa Law Center

---

General .....	813-228-6625
---------------	--------------

## Email

---

Admissions .....	admissions@stetson.edu
University Marketing .....	sum@stetson.edu

## On the Web

---

Stetson University .....	stetson.edu
College of Law .....	stetson.edu/law

# STETSON UNIVERSITY

421 N. Woodland Blvd.  
DeLand, Florida 32723  
386-822-7000 | [stetson.edu](http://stetson.edu)