

Quick Start: Desktop at work



Flatten the learning curve

The Start button

In the lower-left corner, it puts what you need at your fingertips.

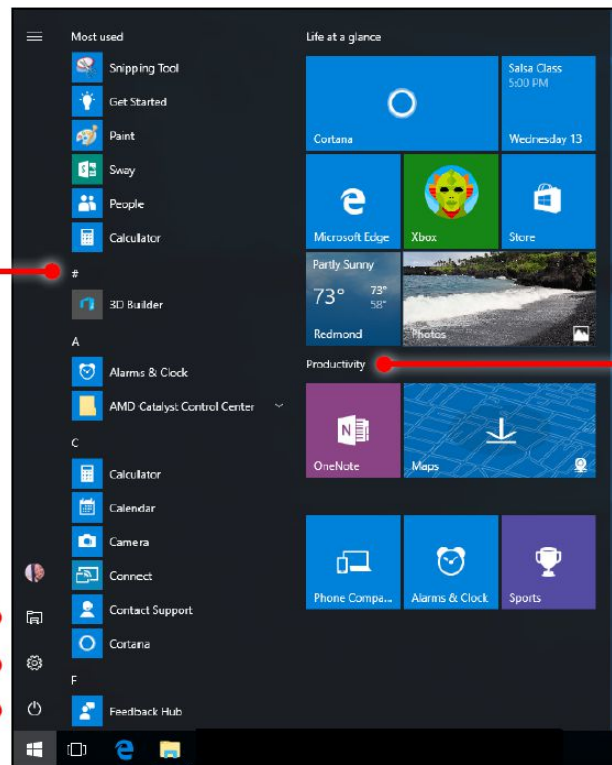
Browse every app

Find files

Personalize settings

Make the defaults even better. Monitors, networks, printers, and more.

Turn the PC off



Use an app all the time? Pin it

Press and hold (or right-click) an app, then select **Pin to Start**.

Group apps

Drag apps into groups, press and hold (or right-click) to resize, and select the title space to give the group a new or better name.

Quick Start: Desktop at work




Windows 10

And here's the far right side...

Another place to pin your apps

If you want even quicker access to frequently used apps than the Start menu, use the free space to pin them on the taskbar.

One-click access to the important stuff

The all-new action center  is where a single click can project your screen, connect to a device or VPN, switch to tablet mode, read your mail, and more.

What time is it?

What *day* is it? Restyled clock and calendar where you expect to find them, keeping you on time and organized.



A little-known time-saver

Click or tap this area at the far right of the taskbar to minimize all the open apps at once.

Quick Start: Desktop at work



Action center

Check your mail
Scan your recent messages and reply right from here instead of opening your mail app.

Clear everything at once
Old news? Clean house with a single tap or click.

See if your PC needs attention

One-click connections
Connect to a Bluetooth radio, Miracast TV, or WiGig dock.

Open OneNote on the double

One-tap switch to tablet mode

Get to all the settings

Project to a screen with a tap or click

Connect to your network

ACTION CENTER Clear all

Mail

- Muhammad.Ikbal.Alif.Tompo Hello Miranda Mon
- Muhammad.Ikbal.Alif.Tompo Hello Miranda Mon

Security and Maintenance

- Disable apps to help improve perfor You have 3 or more new apps that start a Mon

Tablet mode Connect Note All settings

Project VPN Quiet hours Location

2:25 PM 10/27/2015

Quick Start: Desktop at work



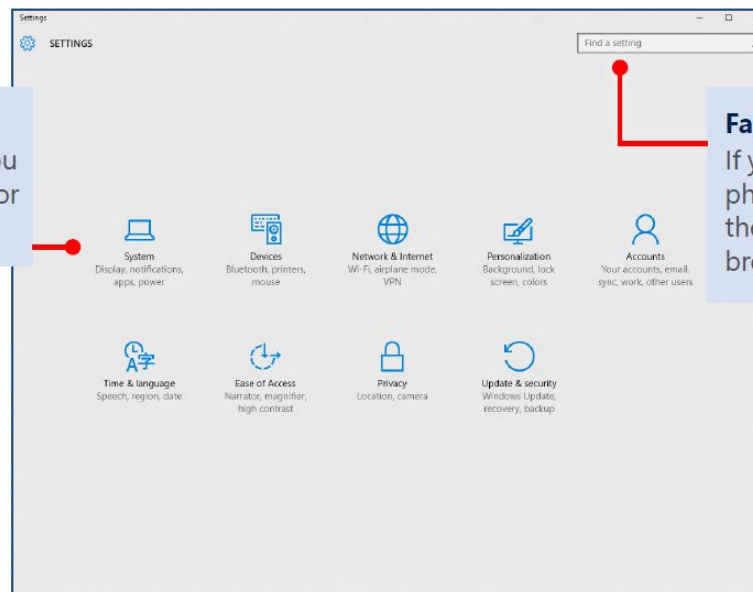
Settings up close

Need to tweak the defaults? Not a problem. Use the **Settings app** to get to what matters to you, including the settings still in **Control Panel**.

The best place to find an app's settings is in the app itself. Look for this icon: 

When you're not sure...

But you'll know it when you see it, browse categories for what you want.



Faster results using search

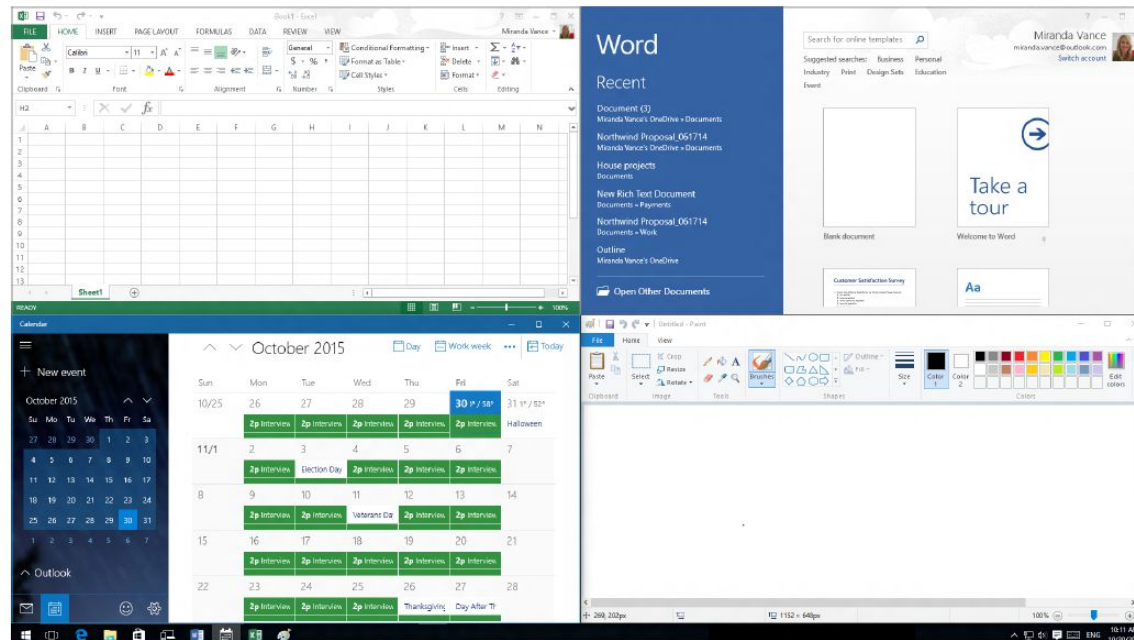
If you know a key word or phrase, use search to get the right result quicker than browsing.

Quick Start: Desktop at work



See more of your work at once

Grab the top of a window and drag to a corner or side
Do it again with another app. Snap as many as four at one time.



Tap or click Task view  button to switch apps

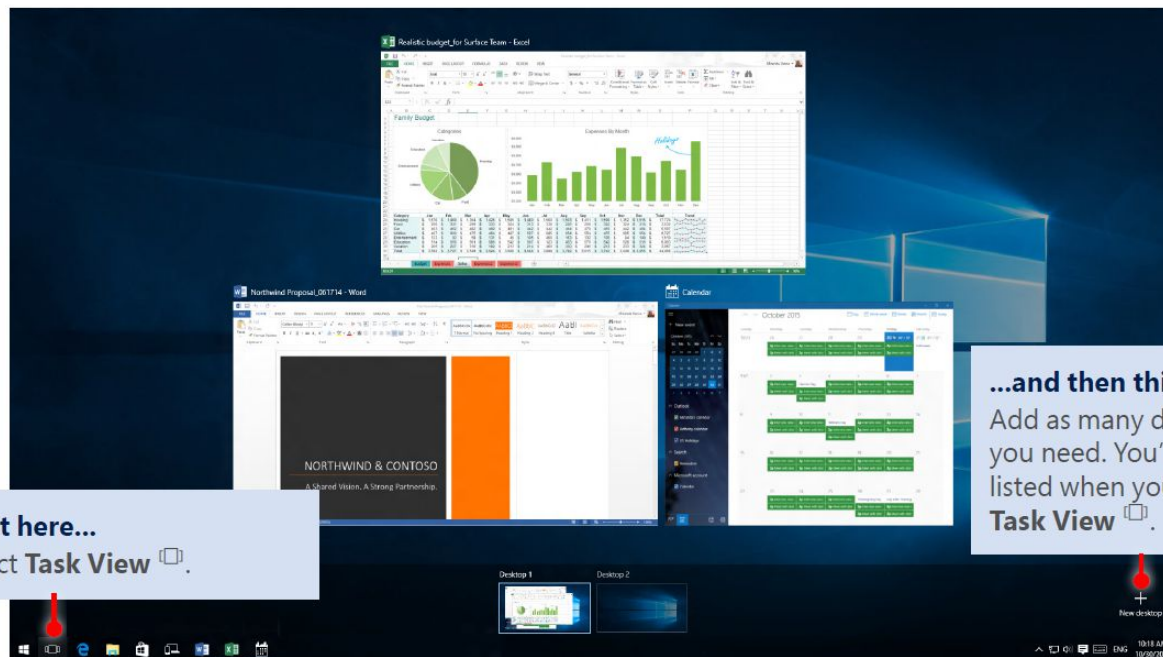
Quick Start: Desktop at work



Get organized

Create virtual desktops to group apps together by project, type, or whim. Keep your work apps in one desktop and your personal apps in another, making it easy to switch between them.

To move apps between virtual desktops, select **Task view**  and drag an app from one desktop to another.



Start here...
Select **Task View** .

...and then this +
Add as many desktops as you need. You'll see them listed when you use the **Task View** .