

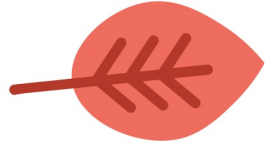


Graduate School Application Timeline



A step-by-step guide to conquering the application process!

Why use a timeline?

Applying for graduate school can be both time consuming and expensive, that's why it is important to make each and every application count! By following the recommended steps, your applications will be well prepared and thought out. This guide can serve as a good reference tool for anyone applying to graduate or professional school.



1 Junior Year: Fall

Consider your academic interest areas. Talk with faculty, advisors and professionals about graduate programs in your field.

Begin searching for internships and assistantships for the Spring semester.

Research admissions tests and other materials that are most common for the graduate program you want to enter. Investigate preparation programs.

Begin the process of researching specific graduate programs. Develop a running list.

2 Junior Year: Spring


Focus on your coursework and keep your grades up. Now is this time to seize research opportunities, teaching assistantships and internships.

Begin studying for admissions tests. Enroll in a prep course, meet with a subject tutor or work through practice books on your own. Consider how you study best and what will be most effective.

Continue researching graduate programs and begin to refine your list.



3 Summer Before Senior Year



Take admissions tests and determine where you stand.



Visit programs of interest and connect with faculty and current students.



Investigate scholarship, assistantship and financial aid options.



HINT: Don't forget to send thank you cards!

4 Senior Year: Fall



Begin drafting your personal statement.

Finalize your list of prospective programs.

Contact recommenders for letters of recommendation.

Request official transcripts from each institution you have attended.

Polish your resume/CV (meet with CaPD staff).

Retake admissions exams if necessary.



Have multiple references review your personal statement, visit the writing center if necessary and meet with a CaPD staff member.

Follow up politely with letter writers to ensure letters have been sent.

After careful review, send in your application materials.

Follow up with admissions to ensure everything has been received.

5 Senior Year: Spring



Don't forget to fill out your Free Application for Federal Student Aid (FAFSA).

You should begin to hear back from graduate schools between March and June. After you have the big picture, you will need to make a decision.

Consider how much you are receiving in aid, how much you will need to borrow and which program suits your academic interests best.

Once you have decided, relax and enjoy the remainder of your undergraduate experience!

STETSON
UNIVERSITY

Office of Career and Professional Development, Rinker Welcome Center Room 205

Find additional resources for graduate school applications at:

stetson.edu/career